THE 2025 COLLECTION

PROFESSIONAL

ARKOSLIGHT

ARKOSLIGHT

THE 2025 PROFESSIONAL COLLECTION



New Sustainability Report

INFORME DE SOSTENIBILIDAD
Celebramos las acciones del presente mientras diseñamos aquellas que nos llevarán hacia un futuro más sostenible. Arkoslight presenta su informe de sostenibilidad como prueba de su firme compromiso con el medio ambiente y el bienestar de las personas que habitamos nuestro mundo.
La calidad y la búsqueda constante de la mejora son valores que nos han acompañado todos estos años, valores que seguirán presentes en la estrategia de la marca a medio y largo plazo.

SUSTAINABILITY REPORT
We celebrate the actions of the present, while designing those that will lead us to a more sustainable future. Arkoslight presents its sustainability report as proof of its firm commitment to the environment and to the well-being of the people who inhabit our world.
Quality and the constant search for improvement are values that have accompanied us all these years, values that will continue to be present in the medium- and long-term strategy of the brand.

RAPPORT DE DURABILITÉ
Nous célébrons les actions du présent tout en concevant celles qui nous mèneront vers un avenir plus durable. Arkoslight présente son rapport de durabilité comme preuve de son engagement ferme envers l'environnement et le bien-être des personnes qui habitent notre monde.
La qualité et la recherche constante de l'amélioration sont des valeurs qui nous ont accompagnés toutes ces années, des valeurs qui continueront d'être présentes dans la stratégie de la marque à moyen et long terme.

RAPPORTO DI SOSTENIBILITÀ
Celebriamo le azioni del presente mentre progettiamo quelle che ci condurranno verso un futuro più sostenibile. Arkoslight presenta il suo rapporto di sostenibilità come prova del suo fermo impegno verso l'ambiente e il benessere delle persone che abitano il nostro mondo.
La qualità e la costante ricerca del miglioramento sono valori che ci hanno accompagnato in tutti questi anni, valori che continueranno a essere presenti nella strategia del marchio a medio e lungo termine.

NACHHALTIGKEITSBERICHT
Wir feiern die Maßnahmen der Gegenwart, während wir diejenigen entwerfen, die uns zu einer nachhaltigeren Zukunft führen werden. Arkoslight präsentiert seinen Nachhaltigkeitsbericht als Beweis für sein festes Engagement für die Umwelt und das Wohl der Menschen, die unsere Welt bewohnen.
Qualität und die ständige Suche nach Verbesserung sind Werte, die uns all die Jahre begleitet haben – Werte, die auch in der mittel- und langfristigen Strategie der Marke weiterhin präsent sein werden.

Showroom expansion & 'Feel the Light' installation

UNA NUEVA DIMENSIÓN
Arkoslight amplía su sede en Valencia, destacando la diversificación de productos y ofreciendo nuevos espacios expositivos.
Además, con el proyecto interactivo «Feel the Light», los profesionales del diseño y la arquitectura podrán acercarse a los preceptos fundamentales de la luz, entendiendo sus aspectos más técnicos gracias a una instalación bella, lúdica y sensorial.

A NEW DIMENSION
Arkoslight expands its headquarters in Valencia, emphasizing product diversification and offering new exhibition spaces.
Additionally, with the interactive project 'Feel the Light' design and architecture professionals will be able to approach the fundamental precepts of light, understanding its most technical aspects thanks to a beautiful, playful and sensorial installation.

LEARN MORE &
BOOK YOUR VISIT

UNE NOUVELLE DIMENSION
Arkoslight agrandit son siège à Valence, mettant en avant la diversification des produits et proposant de nouveaux espaces d'exposition.
De plus, grâce au projet interactif « Feel the Light », les professionnels du design et de l'architecture pourront découvrir les préceptes fondamentaux de la lumière et comprendre ses aspects les plus techniques grâce à une installation belle, ludique et sensorielle.

UNA NUOVA DIMENSIONE
Arkoslight amplia la sua sede a Valencia, sottolineando la diversificazione dei prodotti e offrendo nuovi spazi espositivi.
Inoltre, con il progetto interattivo «Feel the Light», i professionisti del design e dell'architettura potranno avvicinarsi ai principi fondamentali della luce, comprendendo i suoi aspetti più tecnici grazie a un'installazione bella, giocosa e sensoriale.

EINE NEUE DIMENSION
Arkoslight erweitert seinen Hauptsitz in Valencia, setzt auf Produktdiversifizierung und bietet neue Ausstellungsräume.
Darüber hinaus können Design- und Architekturprofis mit dem interaktiven Projekt „Feel the Light" die grundlegenden Prinzipien des Lichts erleben und dessen technische Aspekte dank einer wunderschönen, spielerischen und sinnlichen Installation verstehen.

NOVELTIES

01


02

03

04


05

07

08


06

09

11

10


12

13

14

15

16

N

INDOOR · **01**_BLACK FOSTER W / BLACK FOSTER 10 & MICRO 10 P.10 · **02**_BUDDY WALL WASHER P.40 · **03**_COCO RECESSED/SURFACE P.99/122 · **04**_COCO SHAPER P.100/123/213 · **05**_LOOP 1800 / LOOP WT P.132/133 · **06**_ART CHANDELIER P.135 · **07**_WARP P.146 · **08**_ HEY JOE P.157 · **09**_ YORU BIG P.177 · **10**_DUNE 48V P.223 ·

OUTDOOR · **11**_FLASH P.277 · **12**_REC OUTDOOR P.272 · **13**_SLIM P.274 · **14**_PUCK 48V P.220 · **15**_DARK WALL WASHER / 48V P.281 · **16**_OX FINISHINGS

CEILING RECESSED

- N BLACK FOSTER_10
- SHOT LIGHT_22
- LENS LIGHT_34
- N BUDDY_36
- SWAP_42
- POINTER_53
- LEX_54
- DUOMO_60
- PUCK RECESSED_61
- ALASKA TRIMLESS_62
- OLYMPIA_64
- DEEP_65
- DROP_66
- STRAM_68
- FOX_70
- MIX_71
- MADISON_72
- QUAD_73
- ESSENTIALS_74
- TWIST_77
- ORBITAL_78
- WELLIT_82
- HUBBLE_85
- HIDDEN_86
- POP UP_87
- MAGNETIC SYSTEM_88
- SIX RECESSED_94
- FIT RECESSED_96
- PLUS RECESSED_97
- FLIP RECESSED_98
- N COCO RECESSED_99

SURFACE

- BLACK FOSTER SURFACE_105
- SHOT LIGHT SURFACE_110
- SCOPE SURFACE_113
- TOP_114
- PUCK_116
- STRAM SURFACE_117
- VOLA_118
- SKY_119
- FIFTY + SURFACE_120
- FLIP SURFACE_121
- N COCO SURFACE_122
- FIT SURFACE_124
- iO SURFACE_126
- ZEN TUBE SURFACE_127

SUSPENSION

- ALASKA_130
- N LOOP_132
- N ART CHANDELIER_135
- ART_136
- BLACK FOSTER SUSPENSION_145
- N WARP_146
- DUNE_148
- PIPE_150
- SCOPE_151
- STICK_152
- HOLLY_153
- SPIN_154
- VOLA SUSPENSION_155
- N HEY JOE_157
- SALT_158
- LINE SUSPENSION_160
- SLIMGOT_163
- FIFTY + SUSPENSION_164

WALL

- REC_168
- LIP_171
- AURAE_171

TABLE & FLOOR

- RHINO_172
- WALLY_173
- YORU_176
- N YORU BIG_177
- STANDUP_178
- UP_179

TRACK LIGHTS

- MINIMAL TRACK
- BLACK FOSTER MICRO 24V_188
- ALASKA 24V_189
- TOP MICRO 24V_189
- PLUS MICRO 24V_190
- SIX XS 24V_190
- LINE MICRO 24V_191
- iO MICRO 24V_191
- FIT 24V_192
- STICK 22 24V_193
- TRACK 48V
- SIX 48V_202
- FIT 48V_205
- PLUS 48V_209
- iO 48V_210
- ZEN TUBE 48V_211
- N COCO 48V_212
- FLIP 48V_214
- BLACK FOSTER 48V_215
- LINE 48V_217
- TOP 48V_218
- N PUCK S 48V_220
- WIZ 48V_221
- SPIN 48V_222
- N DUNE 35 48V_223
- STICK 48V_224
- HOLLY 48V_225
- TRACK 1L
- iO_230
- PLUS MINI 1L_231
- FIT 65 1L_231
- TRACK 3L
- SIX_236
- FIT_238
- PLUS_239
- ZEN TUBE_240
- THOR_241

CUSTOM SYSTEMS

- FANCY SHAPE
- TOP FANCY SHAPE_246
- STICK FANCY SHAPE_247
- ALASKA FANCY SHAPE_248
- SPIN FANCY SHAPE_250
- HOLLY FANCY SHAPE_251
- BLACK FOSTER CUSTOM SYSTEMS
- BLACK FOSTER_255
- BLACK FOSTER MICRO_261
- OTHER CUSTOM SYSTEMS
- BRIGHT LINE_264
- FIFTY + CUSTOM_267

OUTDOOR

- N REC OUTDOOR_272
- N SLIM_274
- YORU SPIKE_275
- SKIP_276
- N FLASH_277
- STEP_278
- N DARK_281

LARK & ACCESSORIES

- LARK-111_288
- LARK_289
- TRIMLESS TOOL_291
- WIRE TRIMLESS_293
- MORE ACCESSORIES

CEILING RECESSED

10 Black Foster
22 Shot Light
34 Lens Light
36 Buddy
42 Swap
53 Pointer
54 Lex
60 Duomo
61 Puck Recessed
62 Alaska Trimless
64 Olympia
65 Deep
66 Drop
68 Stram
70 Fox
71 Mix
72 Madison
73 Quad
74 Essentials
77 Twist
78 Orbital
82 Wellit
85 Hubble
86 Hidden
87 Pop Up
88 Magnetic System
94 Six Recessed
96 Fit Recessed
97 Plus Recessed
98 Flip Recessed
99 Coco Recessed

BLACK FOSTER

		P	CCT	I	Flux	LOR
BLACK FOSTER MICRO Recessed 3	A414-10- ⓪ -0- | N | W |	4,2W	2700K	500mA	465 lm	87%
	A414-10- ⓪ -1- | N | W |	4,2W	3000K	500mA	480 lm	87%
	A414-10- ⓪ -3- | N | W |	4,2W	3500K	500mA	495 lm	87%
	A414-10- ⓪ -2- | N | W |	4,2W	4000K	500mA	510 lm	87%

220 240 V~ | IP20 | CRI>90 | L90B10 > 60.000 h | MacAdam Step 3 | OPTIONS* | INCL | 24 X 60 | UGR < 19 | 37°

		P	CCT	I	Flux	LOR
BLACK FOSTER MICRO Recessed 5	A414-20- ⓪ -0- | N | W |	7W	2700K	500mA	775 lm	87%
	A414-20- ⓪ -1- | N | W |	7W	3000K	500mA	800 lm	87%
	A414-20- ⓪ -3- | N | W |	7W	3500K	500mA	825 lm	87%
	A414-20- ⓪ -2- | N | W |	7W	4000K	500mA	850 lm	87%

220 240 V~ | IP20 | CRI>90 | L90B10 > 60.000 h | MacAdam Step 3 | OPTIONS* | INCL | 24 X 96 | UGR < 19 | 37°



		P	CCT	I	Flux	LOR
BLACK FOSTER MICRO Recessed 10	A414-50- ⓪ -0- | N | W |	14W	2700K	500mA	1550 lm	87%
	A414-50- ⓪ -1- | N | W |	14W	3000K	500mA	1600 lm	87%
	A414-50- ⓪ -3- | N | W |	14W	3500K	500mA	1650 lm	87%
	A414-50- ⓪ -2- | N | W |	14W	4000K	500mA	1700 lm	87%

220 240 V~ | IP20 | CRI>90 | L90B10 > 60.000 h | MacAdam Step 3 | OPTIONS* | INCL | 24 X 187 | UGR < 19 | 37°

FINISHING	Body	Lampshade
N	N ■	N ■
W	W □	CR ◧

⓪	OPTIONS*
1	No DIM
2	DIM DALI
3	DIM PUSH
5	DIM Phase Cut**

** NOT AVAILABLE FOR BLACK FOSTER MICRO RECESSED 3 | OTHER DIM OPTIONS PLEASE CONSULT

COLOUR | N ■ | W ◧ | MATERIAL | AL | ABS+PC | RAL ⓘ » 328

& » 304

Extended Family
Black Foster 48V_215
Black Foster Micro 24V_188
Black Foster Custom System_253
Black Foster Surface_105
Black Foster Suspension_145



		P	CCT	I	Flux	LOR
BLACK FOSTER MICRO Recessed 2x2	A414-30- ⓪ -0- | N | W |	5,6W	2700K	500mA	620 lm	87%
	A414-30- ⓪ -1- | N | W |	5,6W	3000K	500mA	640 lm	87%
	A414-30- ⓪ -3- | N | W |	5,6W	3500K	500mA	660 lm	87%
	A414-30- ⓪ -2- | N | W |	5,6W	4000K	500mA	680 lm	87%

220 240 V~ | IP20 | CRI>90 | L90B10 > 60.000 h | MacAdam Step 3 | OPTIONS* | INCL | 42 X 42 | UGR < 19 | 37°

		P	CCT	I	Flux	LOR
BLACK FOSTER MICRO Recessed 3x3	A414-40- ⓪ -0- | N | W |	12,6W	2700K	500mA	1395 lm	87%
	A414-40- ⓪ -1- | N | W |	12,6W	3000K	500mA	1440 lm	87%
	A414-40- ⓪ -3- | N | W |	12,6W	3500K	500mA	1485 lm	87%
	A414-40- ⓪ -2- | N | W |	12,6W	4000K	500mA	1530 lm	87%

220 240 V~ | IP20 | CRI>90 | L90B10 > 60.000 h | MacAdam Step 3 | OPTIONS* | INCL | 60 X 60 | UGR < 19 | 37°

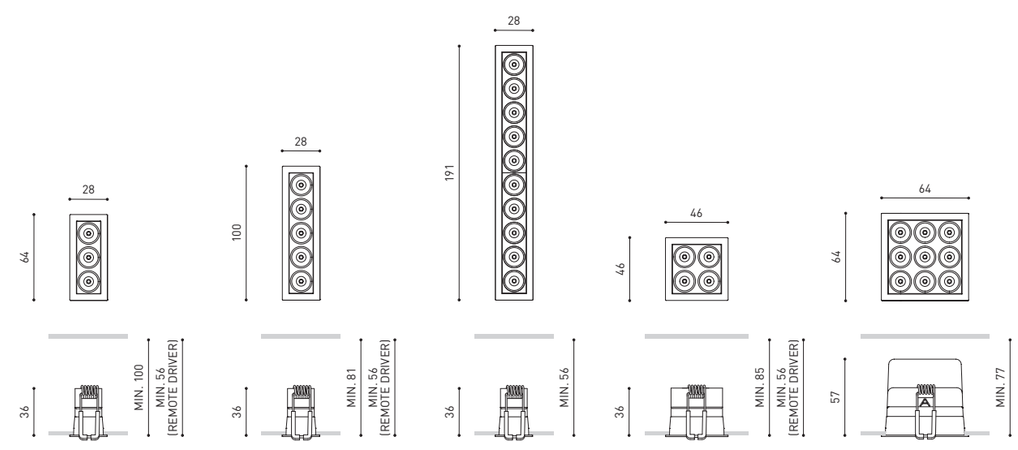

COLOUR | N ■ | W ◧ | MATERIAL | AL | ABS+PC | RAL ⓘ » 328

& » 304

BLACK FOSTER



		P	CCT	Beam	I	Flux	LOR
BLACK FOSTER Recessed 1	A319-10- ⓪ -0- | N | WN | NMG | W |	2,1W	2700K	38°	700mA	190 lm	92%
	A319-10- ⓪ -1- | N | WN | NMG | W |	2,1W	3000K	38°	700mA	210 lm	92%
	A319-10- ⓪ -3- | N | WN | NMG | W |	2,1W	3500K	38°	700mA	230 lm	92%
	A319-10- ⓪ -2- | N | WN | NMG | W |	2,1W	4000K	38°	700mA	250 lm	92%
	A319-11- ⓪ -0- | N | WN | NMG |	2,1W	2700K	19°	700mA	190 lm	90%
	A319-11- ⓪ -1- | N | WN | NMG |	2,1W	3000K	19°	700mA	210 lm	90%
	A319-11- ⓪ -3- | N | WN | NMG |	2,1W	3500K	19°	700mA	230 lm	90%
50 X 50	A319-11- ⓪ -2- | N | WN | NMG |	2,1W	4000K	19°	700mA	250 lm	90%

		P	CCT	Beam	I	Flux	LOR
BLACK FOSTER Recessed 2	A319-20- ⓪ -0- | N | WN | NMG | W |	4,2W	2700K	38°	700mA	380 lm	92%
	A319-20- ⓪ -1- | N | WN | NMG | W |	4,2W	3000K	38°	700mA	420 lm	92%
	A319-20- ⓪ -3- | N | WN | NMG | W |	4,2W	3500K	38°	700mA	460 lm	92%
	A319-20- ⓪ -2- | N | WN | NMG | W |	4,2W	4000K	38°	700mA	500 lm	92%
	A319-21- ⓪ -0- | N | WN | NMG |	4,2W	2700K	19°	700mA	380 lm	90%
	A319-21- ⓪ -1- | N | WN | NMG |	4,2W	3000K	19°	700mA	420 lm	90%
	A319-21- ⓪ -3- | N | WN | NMG |	4,2W	3500K	19°	700mA	460 lm	90%
50 X 93	A319-21- ⓪ -2- | N | WN | NMG |	4,2W	4000K	19°	700mA	500 lm	90%

		P	CCT	Beam	I	Flux	LOR
BLACK FOSTER Recessed 3	A319-30- ⓪ -0- | N | WN | NMG | W |	6,3W	2700K	38°	700mA	570 lm	92%
	A319-30- ⓪ -1- | N | WN | NMG | W |	6,3W	3000K	38°	700mA	630 lm	92%
	A319-30- ⓪ -3- | N | WN | NMG | W |	6,3W	3500K	38°	700mA	690 lm	92%
	A319-30- ⓪ -2- | N | WN | NMG | W |	6,3W	4000K	38°	700mA	750 lm	92%
	A319-31- ⓪ -0- | N | WN | NMG |	6,3W	2700K	19°	700mA	570 lm	90%
	A319-31- ⓪ -1- | N | WN | NMG |	6,3W	3000K	19°	700mA	630 lm	90%
	A319-31- ⓪ -3- | N | WN | NMG |	6,3W	3500K	19°	700mA	690 lm	90%
50 X 136	A319-31- ⓪ -2- | N | WN | NMG |	6,3W	4000K	19°	700mA	750 lm	90%

		P	CCT	Beam	I	Flux	LOR
BLACK FOSTER Recessed 5	A319-40- ⓪ -0- | N | WN | NMG | W |	10,5W	2700K	38°	700mA	950 lm	92%
	A319-40- ⓪ -1- | N | WN | NMG | W |	10,5W	3000K	38°	700mA	1050 lm	92%
	A319-40- ⓪ -3- | N | WN | NMG | W |	10,5W	3500K	38°	700mA	1150 lm	92%
	A319-40- ⓪ -2- | N | WN | NMG | W |	10,5W	4000K	38°	700mA	1250 lm	92%
	A319-41- ⓪ -0- | N | WN | NMG |	10,5W	2700K	19°	700mA	950 lm	90%
	A319-41- ⓪ -1- | N | WN | NMG |	10,5W	3000K	19°	700mA	1050 lm	90%
	A319-41- ⓪ -3- | N | WN | NMG |	10,5W	3500K	19°	700mA	1150 lm	90%
50 X 222	A319-41- ⓪ -2- | N | WN | NMG |	10,5W	4000K	19°	700mA	1250 lm	90%

220 240 V~ | IP20 | CRI>90 | L90B10 > 102.000 h

MacAdam Step 3 | OPTIONS* | INCL | UGR <19 | 38° / 19°

COLOUR | N | W | WN | NMG | MATERIAL | AL | ABS+PC | RAL » 328

COLOURS MAY AFFECT THE LIGHTING PARAMETERS
"THE INVISIBLE BLACK" IS ONLY AVAILABLE FOR N, WN & NMG COLOURS

& » 304

N

		P	CCT	Beam	I	Flux	LOR
BLACK FOSTER Recessed 10	A319-60- ⓪ -0- | NT | WT | NTMG | WTW |	21W	2700K	38°	700mA	1900 lm	92%
	A319-60- ⓪ -1- | NT | WT | NTMG | WTW |	21W	3000K	38°	700mA	2100 lm	92%
	A319-60- ⓪ -3- | NT | WT | NTMG | WTW |	21W	3500K	38°	700mA	2300 lm	92%
	A319-60- ⓪ -2- | NT | WT | NTMG | WTW |	21W	4000K	38°	700mA	2500 lm	92%
	A319-61- ⓪ -0- | NT | WT | NTMG |	21W	2700K	19°	700mA	1900 lm	90%
	A319-61- ⓪ -1- | NT | WT | NTMG |	21W	3000K	19°	700mA	2100 lm	90%
	A319-61- ⓪ -3- | NT | WT | NTMG |	21W	3500K	19°	700mA	2300 lm	90%
50 X 440	A319-61- ⓪ -2- | NT | WT | NTMG |	21W	4000K	19°	700mA	2500 lm	90%

		P	CCT	Beam	I	Flux	LOR
BLACK FOSTER Recessed 2x2	A319-50- ⓪ -0- | N | WN | W |	8,4W	2700K	38°	700mA	760 lm	92%
	A319-50- ⓪ -1- | N | WN | W |	8,4W	3000K	38°	700mA	840 lm	92%
	A319-50- ⓪ -3- | N | WN | W |	8,4W	3500K	38°	700mA	920 lm	92%
	A319-50- ⓪ -2- | N | WN | W |	8,4W	4000K	38°	700mA	1000 lm	92%
	A319-51- ⓪ -0- | N | WN |	8,4W	2700K	19°	700mA	760 lm	90%
	A319-51- ⓪ -1- | N | WN |	8,4W	3000K	19°	700mA	840 lm	90%
	A319-51- ⓪ -3- | N | WN |	8,4W	3500K	19°	700mA	920 lm	90%
93 X 93	A319-51- ⓪ -2- | N | WN |	8,4W	4000K	19°	700mA	1000 lm	90%

220 240 V~ | IP20 | CRI>90 | L90B10 > 102.000 h

MacAdam Step 3 | OPTIONS* | INCL | UGR <19 | 38° / 19°

⓪	*OPTIONS
1	No DIM
2	DIM Push
4	DIM DALI
5	DIM Phase Cut**

** NOT AVAILABLE FOR BLACK FOSTER RECESSED 1 | OTHER DIM OPTIONS PLEASE CONSULT

FINISHING	Body	Lampshade
N	N ■	N ■
WN	W □	N ■
NMG	N ■	MG ■
W	W □	W □
NT	NT ■	N ■
WT	WT □	N ■
NTMG	NT ■	MG ■
WTW	WT □	W □

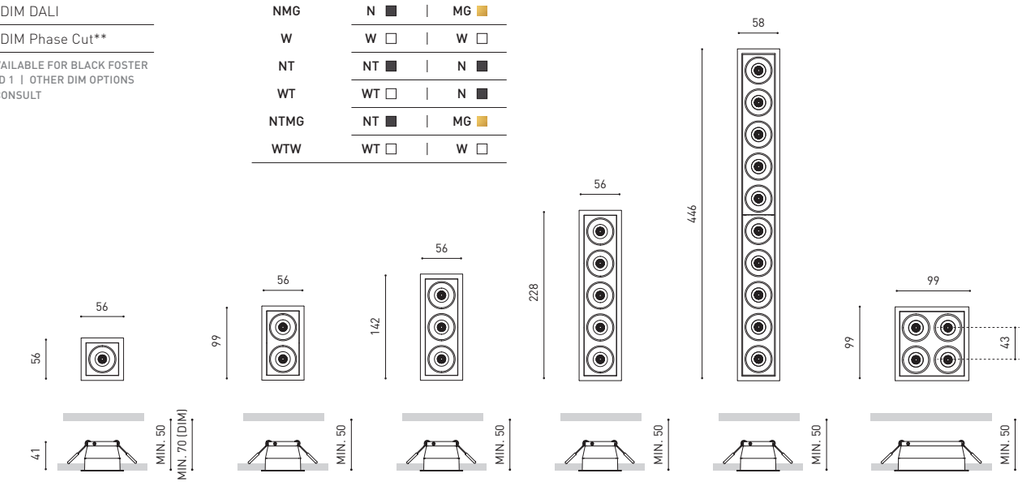

COLOUR | N | W | WN | NMG | NT | WT | NTMG | WTW | MATERIAL | AL | ABS+PC |

COLOURS MAY AFFECT THE LIGHTING PARAMETERS
"THE INVISIBLE BLACK" IS ONLY AVAILABLE FOR N, WN & NMG COLOURS

& » 304

BLACK FOSTER

		P	CCT	I	Flux	LOR
BLACK FOSTER Asymmetric Recessed 2	A374-20- ⓪ -0- | N | WN |	4,2W	2700K	700mA	380 lm	90%
	A374-20- ⓪ -1- | N | WN |	4,2W	3000K	700mA	420 lm	90%
	A374-20- ⓪ -3- | N | WN |	4,2W	3500K	700mA	460 lm	90%
	A374-20- ⓪ -2- | N | WN |	4,2W	4000K	700mA	500 lm	90%

220 240 V~ | IP20 | CRI>90 | L90B10 > 102.000 h

MacAdam Step 3 | OPTIONS* | INCL | 50 X 93 | 38°

		P	CCT	I	Flux	LOR
BLACK FOSTER Asymmetric Recessed 3	A374-30- ⓪ -0- | N | WN |	6,3W	2700K	700mA	570 lm	90%
	A374-30- ⓪ -1- | N | WN |	6,3W	3000K	700mA	630 lm	90%
	A374-30- ⓪ -3- | N | WN |	6,3W	3500K	700mA	690 lm	90%
	A374-30- ⓪ -2- | N | WN |	6,3W	4000K	700mA	750 lm	90%

220 240 V~ | IP20 | CRI>90 | L90B10 > 102.000 h

MacAdam Step 3 | OPTIONS* | INCL | 50 X 136 | 38°

		P	CCT	I	Flux	LOR
BLACK FOSTER Asymmetric Recessed 5	A374-40- ⓪ -0- | N | WN |	10,5W	2700K	700mA	950 lm	90%
	A374-40- ⓪ -1- | N | WN |	10,5W	3000K	700mA	1050 lm	90%
	A374-40- ⓪ -3- | N | WN |	10,5W	3500K	700mA	1150 lm	90%
	A374-40- ⓪ -2- | N | WN |	10,5W	4000K	700mA	1250 lm	90%

220 240 V~ | IP20 | CRI>90 | L90B10 > 102.000 h

MacAdam Step 3 | OPTIONS* | INCL | 50 X 222 | 38°

⓪	*OPTIONS
1	No DIM
2	DIM Push
4	DIM DALI
5	DIM Phase Cut

OTHER DIM OPTIONS PLEASE CONSULT

FINISHING	Body	Lampshade
N	N ■	N ■
WN	W □	N ■

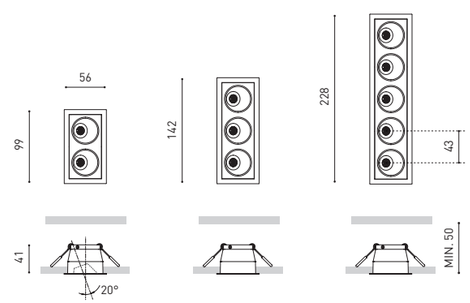

COLOUR | N ■ | WN ■ | MATERIAL | AL | ABS+PC | RAL » 328

» 304

		P	CCT	Beam	I	Flux	LOR
BLACK FOSTER Tilt 5	A479-40- ⓪ -0- | NT | WT | NTMG | WTW |	10,5W	2700K	38°	700mA	950 lm	92%
	A479-40- ⓪ -1- | NT | WT | NTMG | WTW |	10,5W	3000K	38°	700mA	1050 lm	92%
	A479-40- ⓪ -3- | NT | WT | NTMG | WTW |	10,5W	3500K	38°	700mA	1150 lm	92%
	A479-40- ⓪ -2- | NT | WT | NTMG | WTW |	10,5W	4000K	38°	700mA	1250 lm	92%
	A479-41- ⓪ -0- | NT | WT | NTMG |	10,5W	2700K	19°	700mA	950 lm	90%
	A479-41- ⓪ -1- | NT | WT | NTMG |	10,5W	3000K	19°	700mA	1050 lm	90%
	A479-41- ⓪ -3- | NT | WT | NTMG |	10,5W	3500K	19°	700mA	1150 lm	90%
	A479-41- ⓪ -2- | NT | WT | NTMG |	10,5W	4000K	19°	700mA	1250 lm	90%

220 240 V~ | IP20 | CRI>90 | L90B10 > 102.000 h

MacAdam Step 3 | OPTIONS* | INCL | 70 X 235 | 30° | 38° / 19°

⓪	*OPTIONS
1	No DIM
2	DIM DALI
3	DIM Push
5	DIM Phase Cut

OTHER DIM OPTIONS PLEASE CONSULT

FINISHING	Body	Tilt Profile	Lampshade
NT	NT ■	NT ■	N ■
WT	WT □	WT □	N ■
NTMG	NT ■	NT ■	MG ■
WTW	WT □	WT □	W □

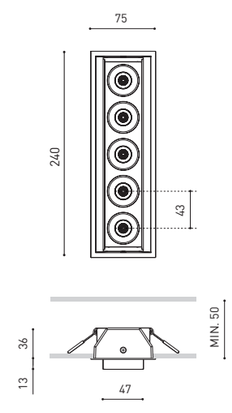

COLOUR | NT ■ | WT □ | NTMG ■ | WTW □ | MATERIAL | AL | ABS+PC | RAL » 328

COLOURS MAY AFFECT THE LIGHTING PARAMETERS
"THE INVISIBLE BLACK" IS ONLY AVAILABLE FOR N, WT & NTMG COLOURS

» 304

BLACK FOSTER

50 X 50

		P	CCT	Beam	I	Flux	LOR
BLACK FOSTER Trimless 1	A318-10- ⓪ -0- | N | NMG | W |	2,1W	2700K	38º	700mA	190 lm	92%
	A318-10- ⓪ -1- | N | NMG | W |	2,1W	3000K	38º	700mA	210 lm	92%
	A318-10- ⓪ -3- | N | NMG | W |	2,1W	3500K	38º	700mA	230 lm	92%
	A318-10- ⓪ -2- | N | NMG | W |	2,1W	4000K	38º	700mA	250 lm	92%
	A318-11- ⓪ -0- | N | NMG |	2,1W	2700K	19º	700mA	190 lm	90%
	A318-11- ⓪ -1- | N | NMG |	2,1W	3000K	19º	700mA	210 lm	90%
	A318-11- ⓪ -3- | N | NMG |	2,1W	3500K	19º	700mA	230 lm	90%
	A318-11- ⓪ -2- | N | NMG |	2,1W	4000K	19º	700mA	250 lm	90%

50 X 93

		P	CCT	Beam	I	Flux	LOR
BLACK FOSTER Trimless 2	A318-20- ⓪ -0- | N | NMG | W |	4,2W	2700K	38º	700mA	380 lm	92%
	A318-20- ⓪ -1- | N | NMG | W |	4,2W	3000K	38º	700mA	420 lm	92%
	A318-20- ⓪ -3- | N | NMG | W |	4,2W	3500K	38º	700mA	460 lm	92%
	A318-20- ⓪ -2- | N | NMG | W |	4,2W	4000K	38º	700mA	500 lm	92%
	A318-21- ⓪ -0- | N | NMG |	4,2W	2700K	19º	700mA	380 lm	90%
	A318-21- ⓪ -1- | N | NMG |	4,2W	3000K	19º	700mA	420 lm	90%
	A318-21- ⓪ -3- | N | NMG |	4,2W	3500K	19º	700mA	460 lm	90%
	A318-21- ⓪ -2- | N | NMG |	4,2W	4000K	19º	700mA	500 lm	90%

50 X 136

		P	CCT	Beam	I	Flux	LOR
BLACK FOSTER Trimless 3	A318-30- ⓪ -0- | N | NMG | W |	6,3W	2700K	38º	700mA	570 lm	92%
	A318-30- ⓪ -1- | N | NMG | W |	6,3W	3000K	38º	700mA	630 lm	92%
	A318-30- ⓪ -3- | N | NMG | W |	6,3W	3500K	38º	700mA	690 lm	92%
	A318-30- ⓪ -2- | N | NMG | W |	6,3W	4000K	38º	700mA	750 lm	92%
	A318-31- ⓪ -0- | N | NMG |	6,3W	2700K	19º	700mA	570 lm	90%
	A318-31- ⓪ -1- | N | NMG |	6,3W	3000K	19º	700mA	630 lm	90%
	A318-31- ⓪ -3- | N | NMG |	6,3W	3500K	19º	700mA	690 lm	90%
	A318-31- ⓪ -2- | N | NMG |	6,3W	4000K	19º	700mA	750 lm	90%

50 X 222

		P	CCT	Beam	I	Flux	LOR
BLACK FOSTER Trimless 5	A318-40- ⓪ -0- | N | NMG | W |	10,5W	2700K	38º	700mA	950 lm	92%
	A318-40- ⓪ -1- | N | NMG | W |	10,5W	3000K	38º	700mA	1050 lm	92%
	A318-40- ⓪ -3- | N | NMG | W |	10,5W	3500K	38º	700mA	1150 lm	92%
	A318-40- ⓪ -2- | N | NMG | W |	10,5W	4000K	38º	700mA	1250 lm	92%
	A318-41- ⓪ -0- | N | NMG |	10,5W	2700K	19º	700mA	950 lm	90%
	A318-41- ⓪ -1- | N | NMG |	10,5W	3000K	19º	700mA	1050 lm	90%
	A318-41- ⓪ -3- | N | NMG |	10,5W	3500K	19º	700mA	1150 lm	90%
	A318-41- ⓪ -2- | N | NMG |	10,5W	4000K	19º	700mA	1250 lm	90%

220 240 V~ | IP20 | CRI>90 | L90B10 > 102.000 h

MacAdam Step 3 | OPTIONS* | INCL-REMOTE | UGR <19 | 38º / 19º

COLOUR | N ■ | WT □ | NMG ■ | MATERIAL | AL | ABS+PC | RAL » 328

COLOURS MAY AFFECT THE LIGHTING PARAMETERS
PLASTERBOARD CEILING, MANDATORY THICKNESS 12,5mm.

& » 304

50 X 437

		P	CCT	Beam	I	Flux	LOR
BLACK FOSTER Trimless 10	A318-50- ⓪ -0- | N | NMG | W |	21W	2700K	38º	700mA	1900 lm	92%
	A318-50- ⓪ -1- | N | NMG | W |	21W	3000K	38º	700mA	2100 lm	92%
	A318-50- ⓪ -3- | N | NMG | W |	21W	3500K	38º	700mA	2300 lm	92%
	A318-50- ⓪ -2- | N | NMG | W |	21W	4000K	38º	700mA	2500 lm	92%
	A318-51- ⓪ -0- | N | NMG |	21W	2700K	19º	700mA	1900 lm	90%
	A318-51- ⓪ -1- | N | NMG |	21W	3000K	19º	700mA	2100 lm	90%
	A318-51- ⓪ -3- | N | NMG |	21W	3500K	19º	700mA	2300 lm	90%
	A318-51- ⓪ -2- | N | NMG |	21W	4000K	19º	700mA	2500 lm	90%

50 X 652

		P	CCT	Beam	I	Flux	LOR
BLACK FOSTER Trimless 15	A318-60- ⓪ -0- | N | NMG | W |	31,5W	2700K	38º	700mA	2850 lm	92%
	A318-60- ⓪ -1- | N | NMG | W |	31,5W	3000K	38º	700mA	3150 lm	92%
	A318-60- ⓪ -3- | N | NMG | W |	31,5W	3500K	38º	700mA	3450 lm	92%
	A318-60- ⓪ -2- | N | NMG | W |	31,5W	4000K	38º	700mA	3750 lm	92%
	A318-61- ⓪ -0- | N | NMG |	31,5W	2700K	19º	700mA	2850 lm	90%
	A318-61- ⓪ -1- | N | NMG |	31,5W	3000K	19º	700mA	3150 lm	90%
	A318-61- ⓪ -3- | N | NMG |	31,5W	3500K	19º	700mA	3450 lm	90%
	A318-61- ⓪ -2- | N | NMG |	31,5W	4000K	19º	700mA	3750 lm	90%

220 240 V~ | IP20 | CRI>90 | L90B10 > 102.000 h

MacAdam Step 3 | OPTIONS* | INCL-REMOTE | UGR <19 | 38º / 19º

⓪	*OPTIONS
1	No DIM
2	DIM Push
4	DIM DALI
5	DIM Phase Cut**

** NOT AVAILABLE FOR BLACK FOSTER TRIMLESS 1 & 15 | OTHER DIM OPTIONS PLEASE CONSULT

FINISHING	Body	Lampshade
N	N ■	N ■
W	W □	W □
NMG	N ■	MG ■

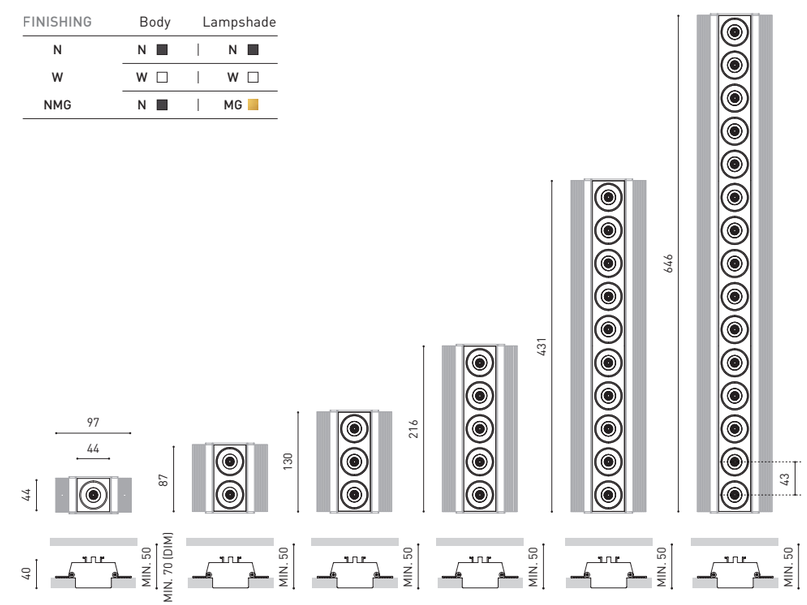

COLOUR | N ■ | WT □ | NMG ■ | MATERIAL | AL | ABS+PC | RAL » 328

COLOURS MAY AFFECT THE LIGHTING PARAMETERS
PLASTERBOARD CEILING, MANDATORY THICKNESS 12,5mm.

& » 304

BLACK FOSTER



		P	CCT	I	Flux	LOR
BLACK FOSTER Asymmetric Trimless 2	A373-20- ⓪ -0- | N |	4,2W	2700K	700mA	380 lm	90%
	A373-20- ⓪ -1- | N |	4,2W	3000K	700mA	420 lm	90%
	A373-20- ⓪ -3- | N |	4,2W	3500K	700mA	460 lm	90%
	A373-20- ⓪ -2- | N |	4,2W	4000K	700mA	500 lm	90%

220 240 V~ | IP20 | CRI>90 | L90B10 > 102.000 h

MacAdam Step 3 | OPTIONS* | INCL-REMOTE | 50 X 93 | 38°



		P	CCT	I	Flux	LOR
BLACK FOSTER Asymmetric Trimless 3	A373-30- ⓪ -0- | N |	6,3W	2700K	700mA	570 lm	90%
	A373-30- ⓪ -1- | N |	6,3W	3000K	700mA	630 lm	90%
	A373-30- ⓪ -3- | N |	6,3W	3500K	700mA	690 lm	90%
	A373-30- ⓪ -2- | N |	6,3W	4000K	700mA	750 lm	90%

220 240 V~ | IP20 | CRI>90 | L90B10 > 102.000 h

MacAdam Step 3 | OPTIONS* | INCL-REMOTE | 50 X 136 | 38°

		P	CCT	I	Flux	LOR
BLACK FOSTER Asymmetric Trimless 5	A373-40- ⓪ -0- | N |	10,5W	2700K	700mA	950 lm	90%
	A373-40- ⓪ -1- | N |	10,5W	3000K	700mA	1050 lm	90%
	A373-40- ⓪ -3- | N |	10,5W	3500K	700mA	1150 lm	90%
	A373-40- ⓪ -2- | N |	10,5W	4000K	700mA	1250 lm	90%

220 240 V~ | IP20 | CRI>90 | L90B10 > 102.000 h

MacAdam Step 3 | OPTIONS* | INCL-REMOTE | 50 X 222 | 38°

⓪	*OPTIONS
1	No DIM
2	DIM Push
4	DIM DALI
5	DIM Phase Cut**

** NOT AVAILABLE FOR BLACK FOSTER ASYMMETRIC TRIMLESS 15 | OTHER DIM OPTIONS PLEASE CONSULT

COLOUR | N ■ | MATERIAL | AL | ABS+PC | RAL » 328

PLASTERBOARD CEILING, MANDATORY THICKNESS 12,5mm. » 304

		P	CCT	I	Flux	LOR
BLACK FOSTER Asymmetric Trimless 10	A373-50- ⓪ -0- | N |	21W	2700K	700mA	1900 lm	90%
	A373-50- ⓪ -1- | N |	21W	3000K	700mA	2100 lm	90%
	A373-50- ⓪ -3- | N |	21W	3500K	700mA	2300 lm	90%
	A373-50- ⓪ -2- | N |	21W	4000K	700mA	2500 lm	90%

220 240 V~ | IP20 | CRI>90 | L90B10 > 102.000 h

MacAdam Step 3 | OPTIONS* | INCL-REMOTE | 50 X 437 | 38°

		P	CCT	I	Flux	LOR
BLACK FOSTER Asymmetric Trimless 15	A373-60- ⓪ -0- | N |	31,5W	2700K	700mA	2850 lm	90%
	A373-60- ⓪ -1- | N |	31,5W	3000K	700mA	3150 lm	90%
	A373-60- ⓪ -3- | N |	31,5W	3500K	700mA	3450 lm	90%
	A373-60- ⓪ -2- | N |	31,5W	4000K	700mA	3750 lm	90%

220 240 V~ | IP20 | CRI>90 | L90B10 > 102.000 h

MacAdam Step 3 | OPTIONS* | INCL-REMOTE | 50 X 652 | 38°

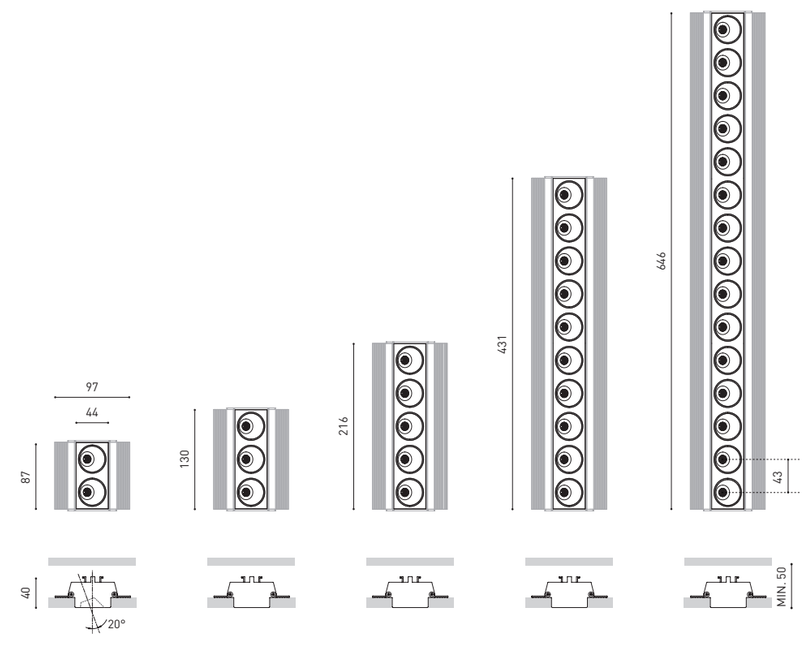

COLOUR | N ■ | MATERIAL | AL | ABS+PC | RAL » 328

PLASTERBOARD CEILING, MANDATORY THICKNESS 12,5mm. » 304

BLACK FOSTER



		P	CCT	Beam	I	Flux	LOR
BLACK FOSTER S Recessed 1	A484-1- -00- | N | WN |	6W	2700K	23º	500mA	580 lm	86%
	A484-1- -01- | N | WN |	6W	3000K	23º	500mA	610 lm	86%
	A484-1- -02- | N | WN |	6W	4000K	23º	500mA	650 lm	86%
	A484-1- -10- | N | W | WN |	6W	2700K	39º	500mA	580 lm	87%
	A484-1- -11- | N | W | WN |	6W	3000K	39º	500mA	610 lm	87%
	A484-1- -12- | N | W | WN |	6W	4000K	39º	500mA	650 lm	87%

220 240 V~ | IP20 | CRI>90 | L80B10 > 60.000 h | MacAdam Step 2 | OPTIONS* | INCL | 70 X 70 | 23º / 39º



		P	CCT	Beam	I	Flux	LOR
BLACK FOSTER S Recessed 2	A484-2- -00- | N | WN |	12W	2700K	23º	500mA	1160 lm	86%
	A484-2- -01- | N | WN |	12W	3000K	23º	500mA	1220 lm	86%
	A484-2- -02- | N | WN |	12W	4000K	23º	500mA	1300 lm	86%
	A484-2- -10- | N | W | WN |	12W	2700K	39º	500mA	1160 lm	87%
	A484-2- -11- | N | W | WN |	12W	3000K	39º	500mA	1220 lm	87%
	A484-2- -12- | N | W | WN |	12W	4000K	39º	500mA	1300 lm	87%

220 240 V~ | IP20 | CRI>90 | L80B10 > 60.000 h | MacAdam Step 2 | OPTIONS* | INCL | 70 X 132 | 23º / 39º

	*OPTIONS
1	No DIM
2	DIM DALI
3	DIM Push
5	DIM Phase Cut

OTHER DIM OPTIONS PLEASE CONSULT

FINISHING	Body	Lampshade
N	N ■	N ■
W	W □	W □
WN	W □	N ■

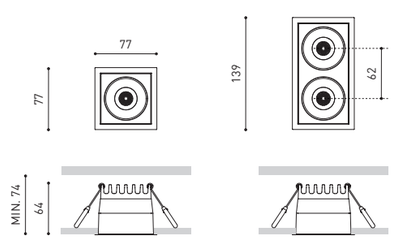

COLOUR | N ■ | W □ | WN ■ | MATERIAL | AL | ABS+PC | RAL » 328

COLOURS MAY AFFECT THE LIGHTING PARAMETERS
"THE INVISIBLE BLACK" IS ONLY AVAILABLE FOR N & WN COLOURS

& » 304

		P	CCT	Beam	I	Flux	LOR
BLACK FOSTER S Trimless 1	A485-1- -00- | N |	6W	2700K	23º	500mA	580 lm	86%
	A485-1- -01- | N |	6W	3000K	23º	500mA	610 lm	86%
	A485-1- -02- | N |	6W	4000K	23º	500mA	650 lm	86%
	A485-1- -10- | N |	6W	2700K	39º	500mA	580 lm	87%
	A485-1- -11- | N |	6W	3000K	39º	500mA	610 lm	87%
	A485-1- -12- | N |	6W	4000K	39º	500mA	650 lm	87%

220 240 V~ | IP20 | CRI>90 | L80B10 > 60.000 h | MacAdam Step 2 | OPTIONS* | INCL-REMOTE | 70 X 70 | 23º / 39º



		P	CCT	Beam	I	Flux	LOR
BLACK FOSTER S Trimless 2	A485-2- -00- | N |	12W	2700K	23º	500mA	1160 lm	86%
	A485-2- -01- | N |	12W	3000K	23º	500mA	1220 lm	86%
	A485-2- -02- | N |	12W	4000K	23º	500mA	1300 lm	86%
	A485-2- -10- | N |	12W	2700K	39º	500mA	1160 lm	87%
	A485-2- -11- | N |	12W	3000K	39º	500mA	1220 lm	87%
	A485-2- -12- | N |	12W	4000K	39º	500mA	1300 lm	87%

220 240 V~ | IP20 | CRI>90 | L80B10 > 60.000 h | MacAdam Step 2 | OPTIONS* | INCL-REMOTE | 70 X 132 | 23º / 39º



		P	CCT	Beam	I	Flux	LOR
BLACK FOSTER S Trimless 4	A485-4- -00- | N |	24W	2700K	23º	500mA	2320 lm	86%
	A485-4- -01- | N |	24W	3000K	23º	500mA	2440 lm	86%
	A485-4- -02- | N |	24W	4000K	23º	500mA	2600 lm	86%
	A485-4- -10- | N |	24W	2700K	39º	500mA	2320 lm	87%
	A485-4- -11- | N |	24W	3000K	39º	500mA	2440 lm	87%
	A485-4- -12- | N |	24W	4000K	39º	500mA	2600 lm	87%

220 240 V~ | IP20 | CRI>90 | L80B10 > 60.000 h | MacAdam Step 2 | OPTIONS* | INCL-REMOTE | 70 X 256 | 23º / 39º

	*OPTIONS
1	No DIM
2	DIM DALI
3	DIM Push
5	DIM Phase Cut**

** NOT AVAILABLE FOR BLACK FOSTER S TRIMLESS 4 | OTHER DIM OPTIONS PLEASE CONSULT

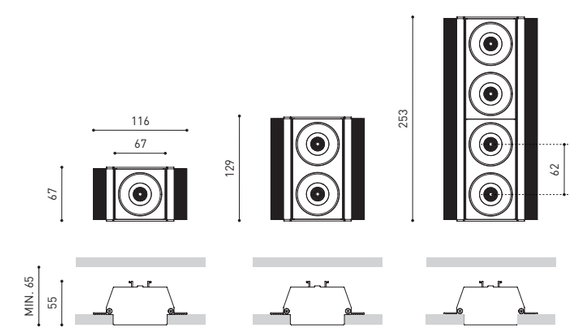

COLOUR | N ■ | MATERIAL | AL | ABS+PC | RAL » 328

PLASTERBOARD CEILING, MANDATORY THICKNESS 12,5mm.

& » 304

SHOT LIGHT

		P	CCT	Beam	I	Flux	LOR
SHOT LIGHT	A268-01-10- | N | NMG | WMG |	2,1W	2700K	19°	700mA	190 lm	90%
	A268-01-11- | N | NMG | WMG |	2,1W	3000K	19°	700mA	210 lm	90%
	A268-01-12- | N | NMG | WMG |	2,1W	4000K	19°	700mA	250 lm	90%
	A268-01-20- | N | NMG | WMG |	2,1W	2700K	38°	700mA	190 lm	92%
	A268-01-21- | N | NMG | WMG |	2,1W	3000K	38°	700mA	210 lm	92%
	A268-01-22- | N | NMG | WMG |	2,1W	4000K	38°	700mA	250 lm	92%

220 240 V~ | IP20 | CRI>90 | L90B10 > 102.000 h

MacAdam Step 3 | OPTIONS* | INCL | Ø38 | UGR < 19 | 19° / 38°

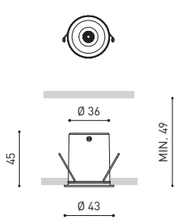

EASY INSTALLATION

DRIVER FITS INTO
CUT-OUT DIAMETER

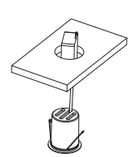

COLOUR | N ■ | NMG ■ | WMG □ | MATERIAL | AL | ABS+PC | RAL » 328

* DIM OPTIONS PLEASE CONSULT

& » 304

		P	CCT	Beam	I	Flux	LOR
SHOT LIGHT IP65	A268-02-20- | N | W | NMG | WMG |	2,1W	2700K	38°	700mA	190 lm	86%
	A268-02-21- | N | W | NMG | WMG |	2,1W	3000K	38°	700mA	210 lm	86%
	A268-02-22- | N | W | NMG | WMG |	2,1W	4000K	38°	700mA	250 lm	86%

220 240 V~ | IP65 | CRI>90 | L90B10 > 102.000 h

MacAdam Step 3 | OPTIONS* | INCL | Ø38 | UGR < 19 | 38°

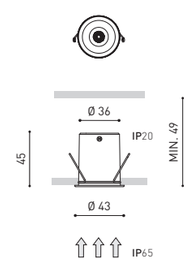

EASY INSTALLATION

DRIVER FITS INTO
CUT-OUT DIAMETER

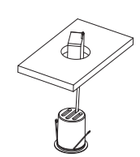

COLOUR | N ■ | W □ | NMG ■ | WMG □ | MATERIAL | AL | ABS+PC | RAL » 328

* DIM OPTIONS PLEASE CONSULT | "THE INVISIBLE BLACK" IS ONLY AVAILABLE FOR N, NMG & WMG COLOURS

& » 304

SHOT LIGHT



		P	CCT	Beam	I	Flux	LOR
SHOT LIGHT Trimless	A269-01-10- | N | NMG |	2,1W	2700K	19º	700mA	190 lm	90%
	A269-01-11- | N | NMG |	2,1W	3000K	19º	700mA	210 lm	90%
	A269-01-12- | N | NMG |	2,1W	4000K	19º	700mA	250 lm	90%
	A269-01-20- | N | W | NMG |	2,1W	2700K	38º	700mA	190 lm	92%
	A269-01-21- | N | W | NMG |	2,1W	3000K	38º	700mA	210 lm	92%
	A269-01-22- | N | W | NMG |	2,1W	4000K	38º	700mA	250 lm	92%

220 240 V~ | IP20 | CRI>90 | L90B10 >102.000 h

MacAdam Step 3 | OPTIONS* | EXCL** | INCL | Ø43 | UGR <19 | 19º / 38º

		P	CCT	Beam	I	Flux	LOR
SHOT LIGHT Trimless IP54	A269-02-20- | N | W | NMG |	2,1W	2700K	38º	700mA	190 lm	86%
	A269-02-21- | N | W | NMG |	2,1W	3000K	38º	700mA	210 lm	86%
	A269-02-22- | N | W | NMG |	2,1W	4000K	38º	700mA	250 lm	86%

220 240 V~ | IP54 | CRI>90 | L90B10 >102.000 h

MacAdam Step 3 | OPTIONS* | EXCL** | INCL | Ø43 | UGR <19 | 38º

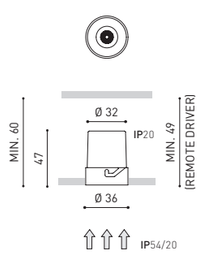

EASY INSTALLATION

DRIVER FITS INTO
CUT-OUT DIAMETER

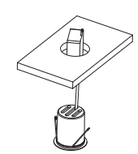

COLOUR | N ■ | W □ | NMG ■ | MATERIAL | AL | ABS+PC | RAL » 328

* DIM OPTIONS PLEASE CONSULT | COLOURS MAY AFFECT THE LIGHTING PARAMETERS
"THE INVISIBLE BLACK" IS ONLY AVAILABLE FOR N & NMG COLOURS

& » 304

ACCESSORIES**

MANDATORY FOR TRIMLESS INSTALLATION

SHOT LIGHT Trimless Accessory — A269-00-00

SHOT LIGHT Trimless Accessory 2 — A269-00-01

SHOT LIGHT Trimless Accessory 3 — A269-00-02



SHOT LIGHT Trimless Accessory 2x2 — A269-00-03

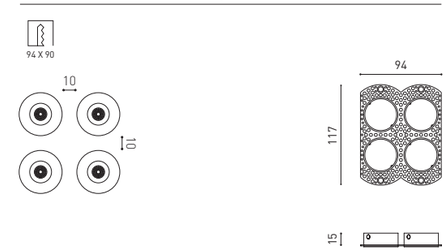

CUSTOM LAYOUT EXAMPLES

FOR EQUIDISTANT COMPOSITIONS

Trimless Accessory 2 + Trimless Accessory 2 / Trimless Accessory 3

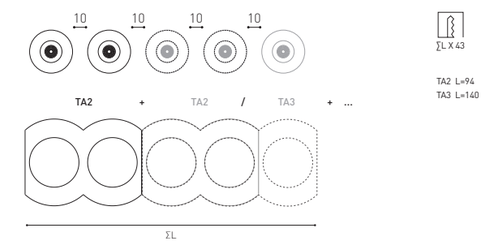

Trimless Accessory 3 + Trimless Accessory 2 / Trimless Accessory 3

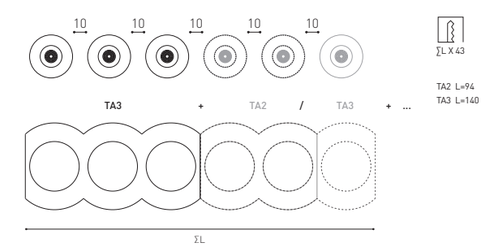

Trimless Accessory 2x2 + Trimless Accessory 2x2

THE "TA2X2" FRAME IS ONLY COMPATIBLE WITH FURTHER "TA2X2" FRAMES

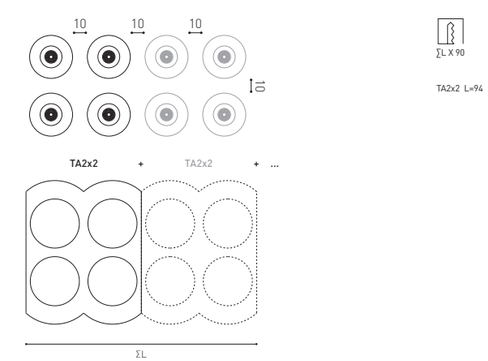

OPTIONAL ACCESSORY

TRIMLESS TOOL D43 X D70MM — A478-00-02

SHOT LIGHT

		P	CCT	Beam	I	Flux	LOR
SHOT LIGHT S	A462-0- -00- | N | NMG | WMG |	6W	2700K	23º	500mA	580 lm	86%
	A462-0- -01- | N | NMG | WMG |	6W	3000K	23º	500mA	610 lm	86%
	A462-0- -02- | N | NMG | WMG |	6W	4000K	23º	500mA	650 lm	86%
	A462-0- -10- | N | NMG | WMG |	6W	2700K	39º	500mA	580 lm	87%
	A462-0- -11- | N | NMG | WMG |	6W	3000K	39º	500mA	610 lm	87%
	A462-0- -12- | N | NMG | WMG |	6W	4000K	39º	500mA	650 lm	87%

220 240 V~ | IP20 | CRI>90 | L80B10 >60.000 h

MacAdam Step 2 | OPTIONS* | INCL | Ø55 | 23º / 39º

		P	CCT	Beam	I	Flux	LOR
SHOT LIGHT S IP65	A462-1- -10- | N | W | NMG | WMG |	6W	2700K	34º	500mA	580 lm	78%
	A462-1- -11- | N | W | NMG | WMG |	6W	3000K	34º	500mA	610 lm	78%
	A462-1- -12- | N | W | NMG | WMG |	6W	4000K	34º	500mA	650 lm	78%

220 240 V~ | IP65 | CRI>90 | L80B10 >60.000 h

MacAdam Step 2 | OPTIONS* | INCL | Ø55 | 34º

	*OPTIONS
1	No DIM
2	DIM DALI
3	DIM Push
5	DIM Phase Cut

OTHER DIM OPTIONS PLEASE CONSULT

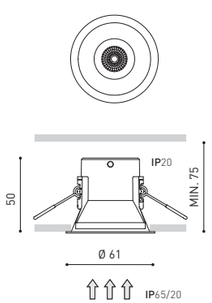

COLOUR | N | W | NMG | WMG | MATERIAL | AL | ABS+PC | RAL » 328

COLOURS MAY AFFECT THE LIGHTING PARAMETERS
"THE INVISIBLE BLACK" IS ONLY AVAILABLE FOR N, NMG & WMG COLOURS

& » 304

		P	CCT	Beam	I	Flux	LOR
SHOT LIGHT S Trimless	A463-0- -00- | N | NMG |	6W	2700K	23º	500mA	580 lm	86%
	A463-0- -01- | N | NMG |	6W	3000K	23º	500mA	610 lm	86%
	A463-0- -02- | N | NMG |	6W	4000K	23º	500mA	650 lm	86%
	A463-0- -10- | N | W | NMG |	6W	2700K	39º	500mA	580 lm	87%
	A463-0- -11- | N | W | NMG |	6W	3000K	39º	500mA	610 lm	87%
	A463-0- -12- | N | W | NMG |	6W	4000K	39º	500mA	650 lm	87%

220 240 V~ | IP20 | CRI>90 | L80B10 > 60.000 h

MacAdam Step 2 | EXCL** | OPTIONS* | INCL | Ø59 | 23º / 39º

		P	CCT	Beam	I	Flux	LOR
SHOT LIGHT S Trimless IP54	A463-1- -10- | N | W | NMG |	6W	2700K	34º	500mA	580 lm	78%
	A463-1- -11- | N | W | NMG |	6W	3000K	34º	500mA	610 lm	78%
	A463-1- -12- | N | W | NMG |	6W	4000K	34º	500mA	650 lm	78%

220 240 V~ | IP54 | CRI>90 | L80B10 > 60.000 h

MacAdam Step 2 | EXCL** | OPTIONS* | INCL | Ø59 | 34º

	*OPTIONS
1	No DIM
2	DIM DALI
3	DIM Push
5	DIM Phase Cut

OTHER DIM OPTIONS PLEASE CONSULT

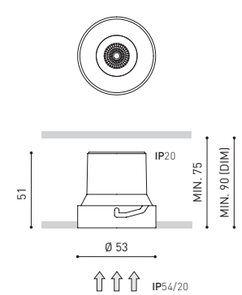

ACCESSORY

SHOT LIGHT S Trimless Accessory** A463-00-00

** MANDATORY FOR INSTALLATION

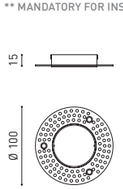

OPTIONAL ACCESSORY

TRIMLESS TOOL D59 X D100mm A478-00-03

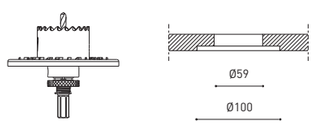

COLOUR | N | W | NMG | MATERIAL | AL | ABS+PC | RAL » 328

COLOURS MAY AFFECT THE LIGHTING PARAMETERS
"THE INVISIBLE BLACK" IS ONLY AVAILABLE FOR N & NMG COLOURS

& » 304

SHOT LIGHT



		P	CCT	Beam	I	Flux	LOR
SHOT LIGHT S Semi Recessed	A495-0- ⓪ -00- | WT | NT | BG | CR | NTMG |	6W	2700K	23º	500mA	580 lm	86%
	A495-0- ⓪ -01- | WT | NT | BG | CR | NTMG |	6W	3000K	23º	500mA	610 lm	86%
	A495-0- ⓪ -02- | WT | NT | BG | CR | NTMG |	6W	4000K	23º	500mA	650 lm	86%
	A495-0- ⓪ -10- | WT | NT | BG | CR | NTMG | WTW |	6W	2700K	39º	500mA	580 lm	87%
	A495-0- ⓪ -11- | WT | NT | BG | CR | NTMG | WTW |	6W	3000K	39º	500mA	610 lm	87%
	A495-0- ⓪ -12- | WT | NT | BG | CR | NTMG | WTW |	6W	4000K	39º	500mA	650 lm	87%

220 240 V~ | IP20 | CRI>90 | L80B10 >60.000 h

MacAdam Step 2 | OPTIONS* | INCL | Ø50 | 23º / 39º

⓪	*OPTIONS
1	No DIM
2	DIM DALI
3	DIM Push
5	DIM Phase Cut

OTHER DIM OPTIONS PLEASE CONSULT

FINISHING	Body	Lampshade
WT	WT	N
NT	NT	N
BG	BG	N
CR	CR	N
NTMG	NT	MG
WTW	WT	W

WTW

WT

NT

NTMG

CR

BG

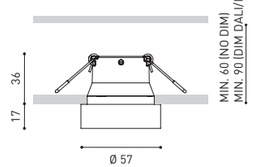

COLOUR | WT | NT | BG | CR | NTMG | WTW | MATERIAL | AL | ABS+PC | RAL » 328

COLOURS MAY AFFECT THE LIGHTING PARAMETERS
"THE INVISIBLE BLACK" IS ONLY AVAILABLE FOR WT, NT, BG, CR & NTMG COLOURS

& » 304

		P	CCT	Beam	I	Flux	LOR
SHOT LIGHT S Flex	A477-0- ⓪ -00- | WT | NT | NTMG |	6W	2700K	23º	500mA	620 lm	86%
	A477-0- ⓪ -01- | WT | NT | NTMG |	6W	3000K	23º	500mA	650 lm	86%
	A477-0- ⓪ -02- | WT | NT | NTMG |	6W	4000K	23º	500mA	690 lm	86%
	A477-0- ⓪ -10- | WT | NT | NTMG |	6W	2700K	34º	500mA	620 lm	78%
	A477-0- ⓪ -11- | WT | NT | NTMG |	6W	3000K	34º	500mA	650 lm	78%
	A477-0- ⓪ -12- | WT | NT | NTMG |	6W	4000K	34º	500mA	690 lm	78%



220 240 V~ | IP20 | CRI>90 | L80B10 > 60.000 h

MacAdam Step 2 | OPTIONS* | INCL-REMOTE | 350º | 90º | Ø79 | 23º / 34º

⓪	*OPTIONS
1	No DIM
2	DIM DALI
3	DIM Push
5	DIM Phase Cut

OTHER DIM OPTIONS PLEASE CONSULT

OPTIONAL ACCESSORY

TRIMLESS TOOL D79 X D86mm A478-00-04

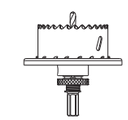

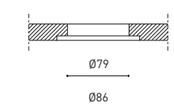

FINISHING**	Body	Lampshade
WT	WT	N
NT	NT	N
NTMG	NT	MG

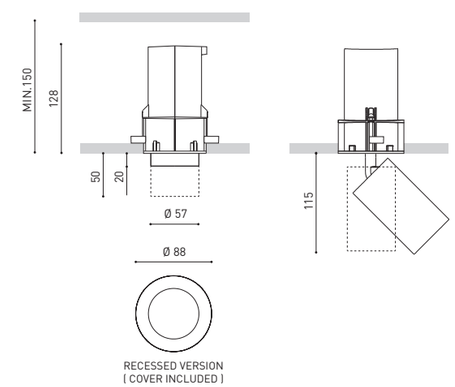

COLOUR | WT | NT | NTMG | MATERIAL | AL | ABS+PC | RAL » 328

** OTHER FINISHING COMBINATION PLEASE CONSULT

& » 304

SHOT LIGHT

		P	CCT	I	Flux	LOR
SHOT LIGHT M 1	A297-01-10- | N | W | NMG | WMG |	5W	2700K	150mA	675 lm	86%
	A297-01-11- | N | W | NMG | WMG |	5W	3000K	150mA	700 lm	86%
	A297-01-12- | N | W | NMG | WMG |	5W	4000K	150mA	710 lm	86%
SHOT LIGHT M 2	A297-02- ⓪ -0- | N | W | NMG | WMG |	6,5W	2700K	200mA	910 lm	86%
	A297-02- ⓪ -1- | N | W | NMG | WMG |	6,5W	3000K	200mA	940 lm	86%
	A297-02- ⓪ -2- | N | W | NMG | WMG |	6,5W	4000K	200mA	960 lm	86%
SHOT LIGHT M 3	A297-03- ⓪ -0- | N | W | NMG | WMG |	10,3W	2700K	300mA	1230 lm	86%
	A297-03- ⓪ -1- | N | W | NMG | WMG |	10,3W	3000K	300mA	1280 lm	86%
	A297-03- ⓪ -2- | N | W | NMG | WMG |	10,3W	4000K	300mA	1300 lm	86%

220 240 V~ | IP20 | CRI>90 | L90B10 >55.000 h

MacAdam Step 2 | OPTIONS* | INCL | Ø75 | UGR <19 | 38°

		P	CCT	I	Flux	LOR
SHOT LIGHT M IP65 1	A297-21-10- | N | W |	5W	2700K	150mA	675 lm	78%
	A297-21-11- | N | W |	5W	3000K	150mA	700 lm	78%
	A297-21-12- | N | W |	5W	4000K	150mA	710 lm	78%
SHOT LIGHT M IP65 2	A297-22- ⓪ -0- | N | W |	6,5W	2700K	200mA	910 lm	78%
	A297-22- ⓪ -1- | N | W |	6,5W	3000K	200mA	940 lm	78%
	A297-22- ⓪ -2- | N | W |	6,5W	4000K	200mA	960 lm	78%
SHOT LIGHT M IP65 3	A297-23- ⓪ -0- | N | W |	10,3W	2700K	300mA	1230 lm	78%
	A297-23- ⓪ -1- | N | W |	10,3W	3000K	300mA	1280 lm	78%
	A297-23- ⓪ -2- | N | W |	10,3W	4000K	300mA	1300 lm	78%

220 240 V~ | IP65 | CRI>90 | L90B10 >55.000 h

MacAdam Step 2 | OPTIONS* | INCL | Ø75 | UGR <19 | 37°

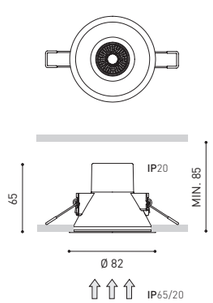

⓪	*OPTIONS
1	No DIM
3	DIM DALI | Push
5	DIM Phase Cut

OTHER DIM OPTIONS PLEASE CONSULT

OPTIONAL ACCESSORY

SHOT LIGHT M High Chromatic LED ⓘ » 295

NOT SOLD SEPARATELY | AFFECTS THE LIGHTING PARAMETERS

COLOUR | N | W | NMG | WMG | MATERIAL | AL | ABS+PC | RAL ⓘ » 328

COLOURS MAY AFFECT THE LIGHTING PARAMETERS
"THE INVISIBLE BLACK" IS ONLY AVAILABLE FOR N, NMG & WMG COLOURS

& » 304

		P	CCT	I	Flux	LOR
SHOT LIGHT M 1 Trimless	A298-01-10- | N | W | NMG |	5W	2700K	150mA	675 lm	86%
	A298-01-11- | N | W | NMG |	5W	3000K	150mA	700 lm	86%
	A298-01-12- | N | W | NMG |	5W	4000K	150mA	710 lm	86%
SHOT LIGHT M 2 Trimless	A298-02- ⓪ -0- | N | W | NMG |	6,5W	2700K	200mA	910 lm	86%
	A298-02- ⓪ -1- | N | W | NMG |	6,5W	3000K	200mA	940 lm	86%
	A298-02- ⓪ -2- | N | W | NMG |	6,5W	4000K	200mA	960 lm	86%
SHOT LIGHT M 3 Trimless	A298-03- ⓪ -0- | N | W | NMG |	10,3W	2700K	300mA	1230 lm	86%
	A298-03- ⓪ -1- | N | W | NMG |	10,3W	3000K	300mA	1280 lm	86%
	A298-03- ⓪ -2- | N | W | NMG |	10,3W	4000K	300mA	1300 lm	86%

220 240 V~ | IP20 | CRI>90 | L90B10 >55.000 h

MacAdam Step 2 | OPTIONS* | EXCL** | INCL | Ø79 | UGR <19 | 38°

⓪	*OPTIONS
1	No DIM
3	DIM DALI | Push
5	DIM Phase Cut

OTHER DIM OPTIONS PLEASE CONSULT

ACCESSORY

SHOT LIGHT M Trimless Accessory** A298-00-00

** MANDATORY FOR INSTALLATION

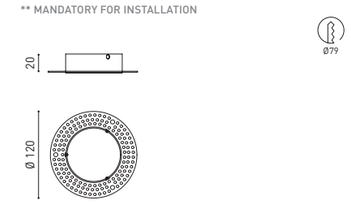

OPTIONAL ACCESSORIES

SHOT LIGHT M High Chromatic LED ⓘ » 295

NOT SOLD SEPARATELY | AFFECTS THE LIGHTING PARAMETERS

TRIMLESS TOOL D79 X D120mm A478-00-05

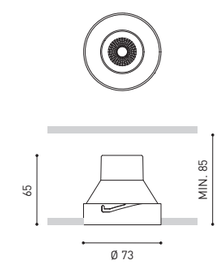

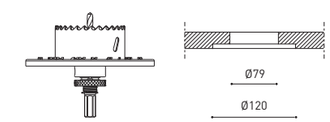

COLOUR | N | W | NMG | MATERIAL | AL | ABS+PC | RAL ⓘ » 328

COLOURS MAY AFFECT THE LIGHTING PARAMETERS
"THE INVISIBLE BLACK" IS ONLY AVAILABLE FOR N & NMG COLOURS

& » 304

SHOT LIGHT

		P	CCT	I	Flux	LOR
SHOT LIGHT M 1 Asymmetric	A297-11-10- | N | W |	5W	2700K	150mA	675 lm	83%
	A297-11-11- | N | W |	5W	3000K	150mA	700 lm	83%
	A297-11-12- | N | W |	5W	4000K	150mA	710 lm	83%
SHOT LIGHT M 2 Asymmetric	A297-12- ⓪ -0- | N | W |	6,5W	2700K	200mA	910 lm	83%
	A297-12- ⓪ -1- | N | W |	6,5W	3000K	200mA	940 lm	83%
	A297-12- ⓪ -2- | N | W |	6,5W	4000K	200mA	960 lm	83%
SHOT LIGHT M 3 Asymmetric	A297-13- ⓪ -0- | N | W |	10,3W	2700K	300mA	1230 lm	83%
	A297-13- ⓪ -1- | N | W |	10,3W	3000K	300mA	1280 lm	83%
	A297-13- ⓪ -2- | N | W |	10,3W	4000K	300mA	1300 lm	83%

220 240 V~ | IP20 | CRI>90 | L90B10 >55.000 h

MacAdam Step 2 | OPTIONS* | INCL | Ø75 | 38°

		P	CCT	I	Flux	LOR
SHOT LIGHT M 1 Asymmetric Trimless	A298-11-10- | N | W |	5W	2700K	150mA	675 lm	83%
	A298-11-11- | N | W |	5W	3000K	150mA	700 lm	83%
	A298-11-12- | N | W |	5W	4000K	150mA	710 lm	83%
SHOT LIGHT M 2 Asymmetric Trimless	A298-12- ⓪ -0- | N | W |	6,5W	2700K	200mA	910 lm	83%
	A298-12- ⓪ -1- | N | W |	6,5W	3000K	200mA	940 lm	83%
	A298-12- ⓪ -2- | N | W |	6,5W	4000K	200mA	960 lm	83%
SHOT LIGHT M 3 Asymmetric Trimless	A298-13- ⓪ -0- | N | W |	10,3W	2700K	300mA	1230 lm	83%
	A298-13- ⓪ -1- | N | W |	10,3W	3000K	300mA	1280 lm	83%
	A298-13- ⓪ -2- | N | W |	10,3W	4000K	300mA	1300 lm	83%

220 240 V~ | IP20 | CRI>90 | L90B10 >55.000 h

MacAdam Step 2 | OPTIONS* | EXCL** | INCL | Ø79 | 38°

⓪	*OPTIONS
1	No DIM
3	DIM DALI | Push
5	DIM Phase Cut

OTHER DIM OPTIONS PLEASE CONSULT

ACCESSORY

SHOT LIGHT M Asymmetric Trimless Accessory**

A298-10-00

** MANDATORY FOR INSTALLATION

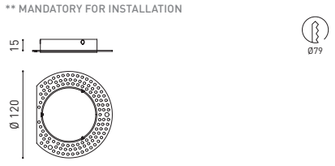

SHOT LIGHT ASYMMETRIC

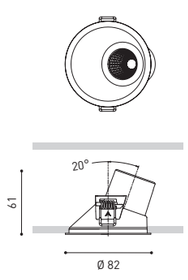

SHOT LIGHT ASYMMETRIC TRIMLESS

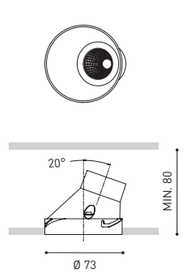

OPTIONAL ACCESSORIES

SHOT LIGHT M High Chromatic LED » 295

NOT SOLD SEPARATELY | AFFECTS THE LIGHTING PARAMETERS

TRIMLESS TOOL D79 X D120mm A478-00-05

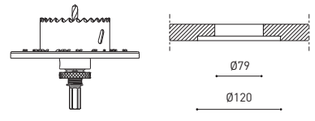

COLOUR | N ■ | W □ | MATERIAL | AL | ABS+PC | RAL » 328

COLOURS MAY AFFECT THE LIGHTING PARAMETERS
"THE INVISIBLE BLACK" IS ONLY AVAILABLE FOR N COLOUR

& » 304

		P	CCT	I	Flux	LOR
SHOT LIGHT Big 1	A448-11- ⓪ -0- | N |	11,8W	2700K	350mA	1490 lm	89%
	A448-11- ⓪ -1- | N |	11,8W	3000K	350mA	1600 lm	89%
	A448-11- ⓪ -2- | N |	11,8W	4000K	350mA	1720 lm	89%
SHOT LIGHT Big 2	A448-21- ⓪ -0- | N |	17,5W	2700K	500mA	2010 lm	89%
	A448-21- ⓪ -1- | N |	17,5W	3000K	500mA	2160 lm	89%
	A448-21- ⓪ -2- | N |	17,5W	4000K	500mA	2320 lm	89%
SHOT LIGHT Big 3	A448-31- ⓪ -0- | N |	25,3W	2700K	700mA	2600 lm	89%
	A448-31- ⓪ -1- | N |	25,3W	3000K	700mA	2780 lm	89%
	A448-31- ⓪ -2- | N |	25,3W	4000K	700mA	3000 lm	89%
	A448-32- ⓪ -0- | N |	25,3W	2700K	700mA	2600 lm	89%
	A448-32- ⓪ -1- | N | (DALI*)	25,3W	3000K	700mA	2780 lm	89%
	A448-32- ⓪ -2- | N |	25,3W	4000K	700mA	3000 lm	89%
	A448-33- ⓪ -0- | N |	25,3W	2700K	700mA	2600 lm	89%
	A448-33- ⓪ -1- | N | (PUSH*)	25,3W	3000K	700mA	2780 lm	89%
	A448-33- ⓪ -2- | N |	25,3W	4000K	700mA	3000 lm	89%

⓪	BEAM OPTIONS
1	18°
2	49°

220 240 V~ | IP20 | CRI>90 | L80B10 > 60.000 h

MacAdam Step 2 | INCL | Ø121 | UGR <19 | 18° / 49°

* DIM PHASE CUT & OTHER DIM OPTIONS PLEASE CONSULT

		P	CCT	I	Flux	LOR
SHOT LIGHT Big IP65 1	A449-11-20- | N | W |	11,8W	2700K	350mA	1490 lm	86%
	A449-11-21- | N | W |	11,8W	3000K	350mA	1600 lm	86%
	A449-11-22- | N | W |	11,8W	4000K	350mA	1720 lm	86%
SHOT LIGHT Big IP65 2	A449-21-20- | N | W |	17,5W	2700K	500mA	2010 lm	86%
	A449-21-21- | N | W |	17,5W	3000K	500mA	2160 lm	86%
	A449-21-22- | N | W |	17,5W	4000K	500mA	2320 lm	86%
SHOT LIGHT Big IP65 3	A449-31-20- | N | W |	25,3W	2700K	700mA	2600 lm	86%
	A449-31-21- | N | W |	25,3W	3000K	700mA	2780 lm	86%
	A449-31-22- | N | W |	25,3W	4000K	700mA	3000 lm	86%
	A449-32-20- | N | W |	25,3W	2700K	700mA	2600 lm	86%
	A449-32-21- | N | W | (DALI*)	25,3W	3000K	700mA	2780 lm	86%
	A449-32-22- | N | W |	25,3W	4000K	700mA	3000 lm	86%
	A449-33-20- | N | W |	25,3W	2700K	700mA	2600 lm	86%
	A449-33-21- | N | W | (PUSH*)	25,3W	3000K	700mA	2780 lm	86%
	A449-33-22- | N | W |	25,3W	4000K	700mA	3000 lm	86%

220 240 V~ | IP65 | CRI>90 | L80B10 > 60.000 h

MacAdam Step 2 | INCL | Ø121 | UGR <19 | 50°

* DIM PHASE CUT & OTHER DIM OPTIONS PLEASE CONSULT

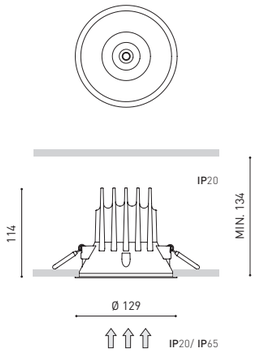

COLOUR | N ■ | W □ | MATERIAL | AL | ABS+PC | RAL » 328

"THE INVISIBLE BLACK" IS ONLY AVAILABLE FOR N COLOUR

& » 304

LENS LIGHT



		P	CCT	I	Flux	LOR
LENS LIGHT	A469-0- ⓪ -00- | N | W |	5,7W	2700K	500mA	510 lm	82%
	A469-0- ⓪ -01- | N | W |	5,7W	3000K	500mA	540 lm	82%
	A469-0- ⓪ -02- | N | W |	5,7W	4000K	500mA	580 lm	82%

220 240 V~ | IP20 | CRI>90 | L90B10 >108.000 h

MacAdam Step 2 | OPTIONS* | INCL | Ø38 | 12°

⓪	*OPTIONS
1	No DIM
2	DIM DALI
3	DIM Push

DIM PHASE CUT & OTHER DIM OPTIONS
PLEASE CONSULT

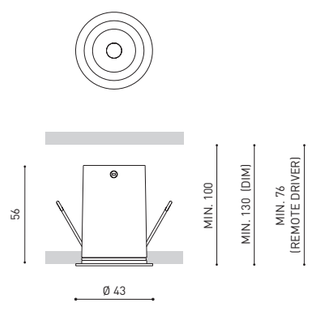

COLOUR | N ■ | W □ | MATERIAL | AL | ABS+PC | RAL » 328

COLOURS MAY AFFECT THE LIGHTING PARAMETERS & » 304



		P	CCT	I	Flux	LOR
LENS LIGHT Trimless	A470-0- ⓪ -00- | N | W |	5,7W	2700K	500mA	510 lm	82%
	A470-0- ⓪ -01- | N | W |	5,7W	3000K	500mA	540 lm	82%
	A470-0- ⓪ -02- | N | W |	5,7W	4000K	500mA	580 lm	82%

220 240 V~ | IP20 | CRI>90 | L90B10 > 108.000 h

MacAdam Step 2 | EXCL** | OPTIONS* | INCL | Ø43 | 12°

⓪	*OPTIONS
1	No DIM
2	DIM DALI
3	DIM Push

DIM PHASE CUT & OTHER DIM OPTIONS
PLEASE CONSULT

ACCESSORY

LENS LIGHT **Trimless Accessory**** **A470-00-00**

** MANDATORY FOR INSTALLATION

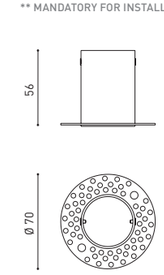

OPTIONAL ACCESSORY

TRIMLESS TOOL **D43 X D70mm** **A478-00-02**

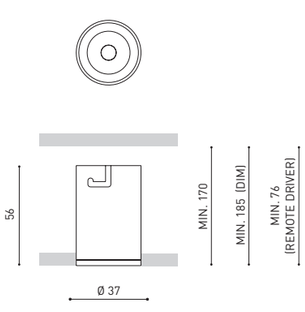

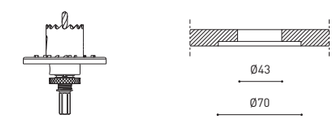

COLOUR | N ■ | W □ | MATERIAL | AL | ABS+PC | RAL » 328

COLOURS MAY AFFECT THE LIGHTING PARAMETERS & » 304

BUDDY



		CCT	Beam	LOR
BUDDY	A507-00- ○ -0- | W | N | WG | NG | WN |	2700K	29º / 43º / 54º	○
	A507-00- ○ -1- | W | N | WG | NG | WN |	3000K	29º / 43º / 54º	○
	A507-00- ○ -3- | W | N | WG | NG | WN |	3500K	29º / 43º / 54º	○
	A507-00- ○ -2- | W | N | WG | NG | WN |	4000K	29º / 43º / 54º	○
BUDDY Super Spot	A507-00-00- | W | N | WG | NG | WN |	2700K	12º	62%
	A507-00-01- | W | N | WG | NG | WN |	3000K	12º	62%
	A507-00-03- | W | N | WG | NG | WN |	3500K	12º	62%
	A507-00-02- | W | N | WG | NG | WN |	4000K	12º	62%

III IP54 | CRI>90 | L80B10 > 66.000 h | L80B10 > 55.000 h (Super Spot)

MacAdam Step 2 | EXCL* | Ø79

		CCT	Beam	LOR
BUDDY Tunable White	A507-01-18- | W | N | WG | NG | WN |	2700-5000K	28º	85%
	A507-01-28- | W | N | WG | NG | WN |	2700-5000K	43º	86%
	A507-01-38- | W | N | WG | NG | WN |	2700-5000K	55º	81%
BUDDY DIM to warm	A507-02-39- | W | N | WG | NG | WN |	1800-3000K	54º	75%

III IP54 | CRI>90 | L80B10 > 55.000 h

MacAdam Step 3 | EXCL* | Ø79

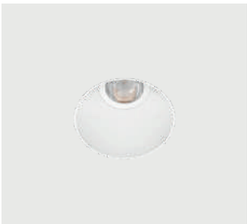

		CCT	Beam	LOR
BUDDY Trimless	A507-10- ○ -0- | W | N | G |	2700K	29º / 43º / 54º	○
	A507-10- ○ -1- | W | N | G |	3000K	29º / 43º / 54º	○
	A507-10- ○ -3- | W | N | G |	3500K	29º / 43º / 54º	○
	A507-10- ○ -2- | W | N | G |	4000K	29º / 43º / 54º	○
BUDDY Trimless Super Spot	A507-10-00- | W | N | G |	2700K	12º	62%
	A507-10-01- | W | N | G |	3000K	12º	62%
	A507-10-03- | W | N | G |	3500K	12º	62%
	A507-10-02- | W | N | G |	4000K	12º	62%

III IP54 | CRI>90 | L80B10 > 66.000 h | L80B10 > 55.000 h (Super Spot)

MacAdam Step 2 | EXCL* | EXCL** | Ø79

		CCT	Beam	LOR
BUDDY Trimless Tunable White	A507-11-18- | W | N | G |	2700-5000K	28º	85%
	A507-11-28- | W | N | G |	2700-5000K	43º	86%
	A507-11-38- | W | N | G |	2700-5000K	55º	81%
BUDDY Trimless DIM to warm	A507-12-39- | W | N | G |	1800-3000K	54º	75%

III IP54 | CRI>90 | L80B10 > 55.000 h

MacAdam Step 3 | EXCL* | EXCL** | Ø79

COLOUR | W □ | N ■ | WG □■ | NG ■■ | WN □■ | G ■ | MATERIAL | AL | PC/PMMA | RAL » 328

COLOURS MAY AFFECT THE LIGHTING PARAMETERS
OTHER CCT OPTIONS PLEASE CONSULT

& » 304



*DRIVER OPTIONS			P	I	CCT	Flux
BUDDY 1	NO DIM	0434-01-85	4W	125mA	2700K	760 lm
					3000K	790 lm
					3500K	795 lm
					4000K	800 lm
BUDDY 2	NO DIM	0434-01-86	6,6W	200mA	2700K	1150 lm
	DALI	0434-01-89			3000K	1200 lm
	CASAMBI	0434-01-91			3500K	1210 lm
	PHASE CUT	0434-01-92			4000K	1220 lm
BUDDY Super Spot	NO DIM	0434-01-87	6W	500mA	2700K	750 lm
	DALI	0434-01-88			3000K	790 lm
					3500K	825 lm
					4000K	845 lm
BUDDY Tunable White	DALI	0434-01-90	6,7W	400mA	2700-5000K	815 lm
BUDDY DIM to warm	DALI	0434-01-94	6W	350mA	1800-3000K	650 lm
	PHASE CUT	0434-01-95				

220 240 V~ | 48V PLEASE CONSULT

» 296

○	BEAM	LOR
1	29º	82%
2	43º	83%
3	54º	80%

ACCESSORY

BUDDY Trimless Accessory**

A507-10-90

MANDATORY FOR INSTALLATION

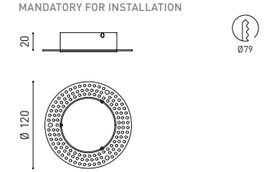

OPTIONAL ACCESSORIES

BUDDY

BUDDY Trimless

High Chromatic LED » 295

NOT SOLD SEPARATELY | AFFECTS THE LIGHTING PARAMETERS

TRIMLESS TOOL D79 X D120mm

A478-00-05

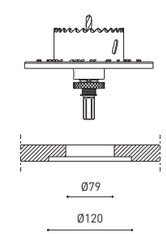

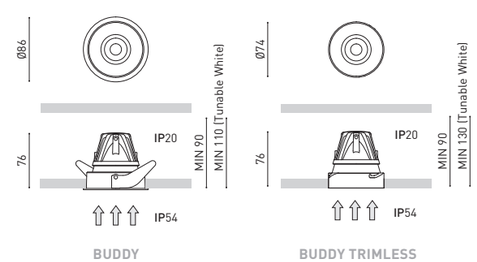

COLOUR | W □ | N ■ | WG □■ | NG ■■ | WN □■ | G ■ | MATERIAL | AL | PC/PMMA | RAL » 328

COLOURS MAY AFFECT THE LIGHTING PARAMETERS
OTHER CCT OPTIONS PLEASE CONSULT

& » 304

BUDDY

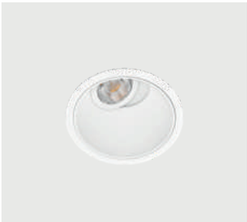

		CCT	Beam	LOR
BUDDY Tilt	A508-00- ○ -0- | W | N | WG | NG | WN |	2700K	29º / 43º / 54º	○
	A508-00- ○ -1- | W | N | WG | NG | WN |	3000K	29º / 43º / 54º	○
	A508-00- ○ -3- | W | N | WG | NG | WN |	3500K	29º / 43º / 54º	○
	A508-00- ○ -2- | W | N | WG | NG | WN |	4000K	29º / 43º / 54º	○
BUDDY Tilt Super Spot	A508-00-00- | W | N | WG | NG | WN |	2700K	12º	62%
	A508-00-01- | W | N | WG | NG | WN |	3000K	12º	62%
	A508-00-03- | W | N | WG | NG | WN |	3500K	12º	62%
	A508-00-02- | W | N | WG | NG | WN |	4000K	12º	62%

III IP54 | CRI>90 | L80B10 > 66.000 h | L80B10 > 55.000 h (Super Spot)

MacAdam Step 2 | EXCL* | 355º | 25º | Ø79

		CCT	Beam	LOR
BUDDY Tilt Tunable White	A508-01-18- | W | N | WG | NG | WN |	2700-5000K	28º	85%
	A508-01-28- | W | N | WG | NG | WN |	2700-5000K	43º	86%
	A508-01-38- | W | N | WG | NG | WN |	2700-5000K	55º	81%
BUDDY Tilt DIM to warm	A508-02-39- | W | N | WG | NG | WN |	1800-3000K	54º	75%

III IP54 | CRI>90 | L80B10 > 55.000 h

MacAdam Step 3 | EXCL* | 355º | 25º | Ø79

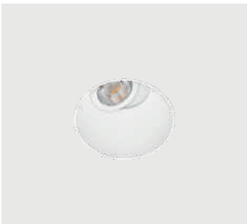

		CCT	Beam	LOR
BUDDY Tilt Trimless	A508-10- ○ -0- | W | N | G |	2700K	29º / 43º / 54º	○
	A508-10- ○ -1- | W | N | G |	3000K	29º / 43º / 54º	○
	A508-10- ○ -3- | W | N | G |	3500K	29º / 43º / 54º	○
	A508-10- ○ -2- | W | N | G |	4000K	29º / 43º / 54º	○
BUDDY Tilt Trimless Super Spot	A508-10-00- | W | N | G |	2700K	12º	62%
	A508-10-01- | W | N | G |	3000K	12º	62%
	A508-10-03- | W | N | G |	3500K	12º	62%
	A508-10-02- | W | N | G |	4000K	12º	62%

III IP54 | CRI>90 | L80B10 > 66.000 h | L80B10 > 55.000 h (Super Spot)

MacAdam Step 2 | EXCL* | EXCL** | 25º | Ø79

		CCT	Beam	LOR
BUDDY Tilt Trimless Tunable White	A508-11-18- | W | N | G |	2700-5000K	28º	85%
	A508-11-28- | W | N | G |	2700-5000K	43º	86%
	A508-11-38- | W | N | G |	2700-5000K	55º	81%
BUDDY Tilt Trimless DIM to warm	A508-12-39- | W | N | G |	1800-3000K	54º	75%

III IP54 | CRI>90 | L80B10 > 55.000 h

MacAdam Step 3 | EXCL* | EXCL** | 25º | Ø79

COLOUR | W □ | N ■ | WG | NG | WN | G | MATERIAL | AL | PC/PMMA | RAL » 328

COLOURS MAY AFFECT THE LIGHTING PARAMETERS
OTHER CCT OPTIONS PLEASE CONSULT

& » 304

*DRIVER OPTIONS			P	I	CCT	Flux
BUDDY Tilt 1	NO DIM	0434-01-85	4W	125mA	2700K	760 lm
					3000K	790 lm
					3500K	795 lm
					4000K	800 lm
BUDDY Tilt 2	NO DIM	0434-01-86	6,6W	200mA	2700K	1150 lm
	DALI	0434-01-89			3000K	1200 lm
	CASAMBI	0434-01-91			3500K	1210 lm
	PHASE CUT	0434-01-92			4000K	1220 lm
BUDDY Tilt Super Spot	NO DIM	0434-01-87	6W	500mA	2700K	750 lm
	DALI	0434-01-88			3000K	790 lm
					3500K	825 lm
					4000K	845 lm
BUDDY Tilt Tunable White	DALI	0434-01-90	6,7W	400mA	2700-5000K	815 lm
BUDDY Tilt DIM to warm	DALI	0434-01-94	6W	350mA	1800-3000K	650 lm
	PHASE CUT	0434-01-95				

220 240 V~ | 48V PLEASE CONSULT

» 296

○	BEAM	LOR
1	29º	82%
2	43º	83%
3	54º	80%

ACCESSORY

BUDDY Tilt Trimless Accessory**

A508-10-90

MANDATORY FOR INSTALLATION

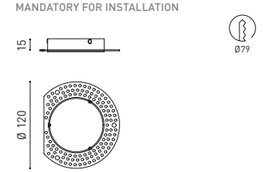

OPTIONAL ACCESSORIES

BUDDY Tilt

BUDDY Tilt Trimless

High Chromatic LED » 295

NOT SOLD SEPARATELY | AFFECTS THE LIGHTING PARAMETERS

TRIMLESS TOOL D79 X D120mm

A478-00-05

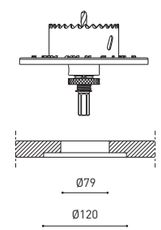

W

N

WG

NG

WN

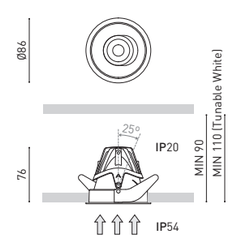

BUDDY TILT

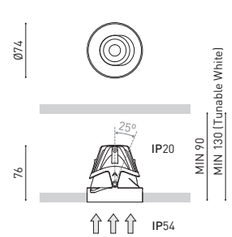

BUDDY TILT TRIMLESS

COLOUR | W □ | N ■ | WG | NG | WN | G | MATERIAL | AL | PC/PMMA | RAL » 328

COLOURS MAY AFFECT THE LIGHTING PARAMETERS
OTHER CCT OPTIONS PLEASE CONSULT

& » 304

BUDDY

		CCT	LOR
BUDDY WALL WASHER	A509-00-10- | W | N | WN |	2700K	48%
	A509-00-11- | W | N | WN |	3000K	48%
	A509-00-13- | W | N | WN |	3500K	48%
	A509-00-12- | W | N | WN |	4000K	48%

III IP20 | CRI>90 | L80B10 > 66.000 h

MacAdam Step 2 | EXCL* | 360° | Ø79

		CCT	LOR
BUDDY WALL WASHER Tunable White	A509-01-18- | W | N | WN |	2700-5000K	49%

III IP20 | CRI>90 | L80B10 > 55.000 h

MacAdam Step 3 | EXCL* | 360° | Ø79

		CCT	LOR
BUDDY WALL WASHER Trimless	A509-10-10- | W | N |	2700K	48%
	A509-10-11- | W | N |	3000K	48%
	A509-10-13- | W | N |	3500K	48%
	A509-10-12- | W | N |	4000K	48%

III IP20 | CRI>90 | L80B10 > 66.000 h

MacAdam Step 2 | EXCL* | EXCL** | Ø79

		CCT	LOR
BUDDY WALL WASHER Trimless Tunable White	A509-11-18- | W | N |	2700-5000K	49%

III IP20 | CRI>90 | L80B10 > 55.000 h

MacAdam Step 3 | EXCL* | EXCL** | Ø79

COLOUR | W □ | N ■ | WN ■□ | MATERIAL | AL | PC/PMMA | RAL » 328

COLOURS MAY AFFECT THE LIGHTING PARAMETERS
OTHER CCT & DIM OPTIONS PLEASE CONSULT

& » 304

*DRIVER OPTIONS			P	I	CCT	Flux
BUDDY WALL WASHER	NO DIM	0434-01-86	6,6W	200mA	2700K	1150 lm
	DALI	0434-01-89			3000K	1200 lm
	CASAMBI	0434-01-91			3500K	1210 lm
	PHASE CUT	0434-01-92			4000K	1220 lm
BUDDY WALL WASHER Tunable White	DALI	0434-01-96	8,4W	500mA	2700-5000K	1000 lm

220 240 V~ | 48V PLEASE CONSULT

» 296

ACCESSORY

BUDDY WALL WASHER

Trimless Accessory**

A509-10-90

MANDATORY FOR INSTALLATION

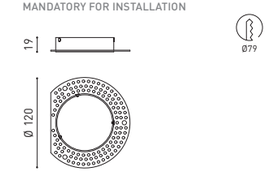

OPTIONAL ACCESSORIES

BUDDY WALL WASHER

BUDDY WALL WASHER Trimless

High Chromatic LED » 295

NOT SOLD SEPARATELY | AFFECTS THE LIGHTING PARAMETERS

TRIMLESS TOOL D79 X D120mm

A478-00-05

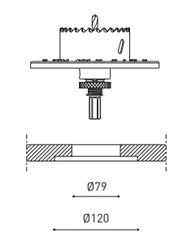

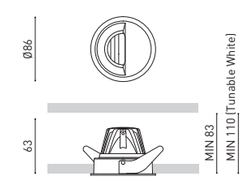

BUDDY WALL WASHER

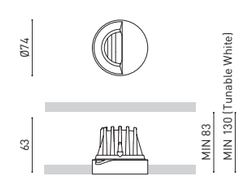

BUDDY WALL WASHER TRIMLESS

COLOUR | W □ | N ■ | WN ■□ | MATERIAL | AL | PC/PMMA | RAL » 328

COLOURS MAY AFFECT THE LIGHTING PARAMETERS
OTHER CCT & DIM OPTIONS PLEASE CONSULT

& » 304

SWAP



		P	CCT	I	Flux	LOR
SWAP S CRI>90	A212-11-10- | W | G | Z | WN | N | W65 |	5W	2700K	150mA	675 lm	86%
	A212-11-11- | W | G | Z | WN | N | W65 |	5W	3000K	150mA	700 lm	86%
	A212-11-12- | W | G | Z | WN | N | W65 |	5W	4000K	150mA	710 lm	86%
	A212-12-10- | W | G | Z | WN | N | W65 |	7W	2700K	200mA	910 lm	86%
	A212-12-11- | W | G | Z | WN | N | W65 |	7W	3000K	200mA	940 lm	86%
	A212-12-12- | W | G | Z | WN | N | W65 |	7W	4000K	200mA	960 lm	86%
	A212-12-20- | W | G | Z | WN | N | W65 |	7W	2700K	200mA	910 lm	86%
PHASE CUT**	A212-12-21- | W | G | Z | WN | N | W65 |	7W	3000K	200mA	940 lm	86%
	A212-12-22- | W | G | Z | WN | N | W65 |	7W	4000K	200mA	960 lm	86%
	A212-12-30- | W | G | Z | WN | N | W65 |	7W	2700K	200mA	910 lm	86%
DALI | PUSH**	A212-12-31- | W | G | Z | WN | N | W65 |	7W	3000K	200mA	940 lm	86%
	A212-12-32- | W | G | Z | WN | N | W65 |	7W	4000K	200mA	960 lm	86%
SWAP S Super CRI CRI>97	A312-12-10- | W | G | Z | WN | N | W65 |	7W	2700K	200mA	770 lm	86%
	A312-12-11- | W | G | Z | WN | N | W65 |	7W	3000K	200mA	800 lm	86%
	A312-12-12- | W | G | Z | WN | N | W65 |	7W	4000K	200mA	820 lm	86%
	A312-12-20- | W | G | Z | WN | N | W65 |	7W	2700K	200mA	770 lm	86%
PHASE CUT**	A312-12-21- | W | G | Z | WN | N | W65 |	7W	3000K	200mA	800 lm	86%
	A312-12-22- | W | G | Z | WN | N | W65 |	7W	4000K	200mA	820 lm	86%
	A312-12-30- | W | G | Z | WN | N | W65 |	7W	2700K	200mA	770 lm	86%
DALI | PUSH**	A312-12-31- | W | G | Z | WN | N | W65 |	7W	3000K	200mA	800 lm	86%
	A312-12-32- | W | G | Z | WN | N | W65 |	7W	4000K	200mA	820 lm	86%

220 240 V~ | IP20 | IP65* | L90B10 >55.000 h

MacAdam Step 2 | FAST | CONNEC | INCL | INCL | ACC. | Ø62 | UGR <19 | 33º

		P	CCT	I	Flux	LOR
SWAP S DIM to warm CRI>90	PHASE CUT** A212-13-29- | W | G | Z | WN | N | W65 |	6W	3000-1800K	350mA	640 lm	80%
	DALI | PUSH** A212-13-39- | W | G | Z | WN | N | W65 |	6W	3000-1800K	350mA	640 lm	80%

220 240 V~ | IP20 | IP65* | L80B10 >55.000 h

MacAdam Step 3 | FAST | CONNEC | INCL | INCL | ACC. | Ø62 | UGR <19 | 33º

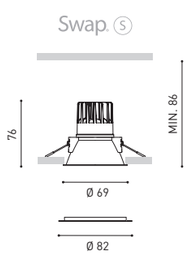

OPTIONAL ACCESSORY

*SWAP IP65

AFFECTS THE LIGHTING PARAMETERS

WHITE · DIRECT REFERENCE	LOR
W65 ☐	81%
W65 ☐ DIM TO WARM	76%

OTHER COLOURS

REFERENCE + A212-10-65- | W | N | IP65 ACCESSORY S

PRE-ASSEMBLED. NOT SOLD SEPARATELY

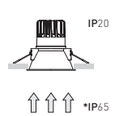

36º

COLOUR | W ☐ | G ■ | Z ■ | WN ■ | N ■ | MATERIAL | AL | PC | PC | RAL » 328

** OTHER DIM OPTIONS PLEASE CONSULT | COLOURS MAY AFFECT THE LIGHTING PARAMETERS & » 304



		P	CCT	I	Flux	LOR
SWAP M CRI>90	A212-21-10- | W | G | Z | WN | N | W65 |	5W	2700K	150mA	675 lm	86%
	A212-21-11- | W | G | Z | WN | N | W65 |	5W	3000K	150mA	700 lm	86%
	A212-21-12- | W | G | Z | WN | N | W65 |	5W	4000K	150mA	710 lm	86%
	A212-22-10- | W | G | Z | WN | N | W65 |	7W	2700K	200mA	910 lm	86%
	A212-22-11- | W | G | Z | WN | N | W65 |	7W	3000K	200mA	940 lm	86%
	A212-22-12- | W | G | Z | WN | N | W65 |	7W	4000K	200mA	960 lm	86%
	A212-22-20- | W | G | Z | WN | N | W65 |	7W	2700K	200mA	910 lm	86%
PHASE CUT**	A212-22-21- | W | G | Z | WN | N | W65 |	7W	3000K	200mA	940 lm	86%
	A212-22-22- | W | G | Z | WN | N | W65 |	7W	4000K	200mA	960 lm	86%
	A212-22-30- | W | G | Z | WN | N | W65 |	7W	2700K	200mA	910 lm	86%
DALI | PUSH**	A212-22-31- | W | G | Z | WN | N | W65 |	7W	3000K	200mA	940 lm	86%
	A212-22-32- | W | G | Z | WN | N | W65 |	7W	4000K	200mA	960 lm	86%
SWAP M Super CRI CRI>97	A312-22-10- | W | G | Z | WN | N | W65 |	7W	2700K	200mA	770 lm	86%
	A312-22-11- | W | G | Z | WN | N | W65 |	7W	3000K	200mA	800 lm	86%
	A312-22-12- | W | G | Z | WN | N | W65 |	7W	4000K	200mA	820 lm	86%
	A312-22-20- | W | G | Z | WN | N | W65 |	7W	2700K	200mA	770 lm	86%
PHASE CUT**	A312-22-21- | W | G | Z | WN | N | W65 |	7W	3000K	200mA	800 lm	86%
	A312-22-22- | W | G | Z | WN | N | W65 |	7W	4000K	200mA	820 lm	86%
	A312-22-30- | W | G | Z | WN | N | W65 |	7W	2700K	200mA	770 lm	86%
DALI | PUSH**	A312-22-31- | W | G | Z | WN | N | W65 |	7W	3000K	200mA	800 lm	86%
	A312-22-32- | W | G | Z | WN | N | W65 |	7W	4000K	200mA	820 lm	86%

220 240 V~ | IP20 | IP65* | L90B10 >55.000 h

MacAdam Step 2 | FAST | CONNEC | INCL | INCL | ACC. | Ø75 | UGR <19 | 42º

		P	CCT	I	Flux	LOR
SWAP M DIM to warm CRI>90	PHASE CUT** A212-23-29- | W | G | Z | WN | N | W65 |	6W	3000-1800K	350mA	640 lm	80%
	DALI | PUSH** A212-23-39- | W | G | Z | WN | N | W65 |	6W	3000-1800K	350mA	640 lm	80%

220 240 V~ | IP20 | IP65* | L80B10 >55.000 h

MacAdam Step 3 | FAST | CONNEC | INCL | INCL | ACC. | Ø75 | UGR <19 | 42º

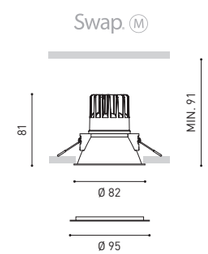

OPTIONAL ACCESSORIES

*SWAP IP65

AFFECTS THE LIGHTING PARAMETERS

WHITE · DIRECT REFERENCE	LOR
W65 ☐	81%
W65 ☐ DIM TO WARM	76%

OTHER COLOURS

REFERENCE + A212-20-65- | W | N | IP65 ACCESSORY M

PRE-ASSEMBLED. NOT SOLD SEPARATELY

FLAT SPRING ACCESSORY

A212-00-00

ACCESSORY FOR CONCRETE CEILINGS. NOT PRE-ASSEMBLED. SELF-INSTALLATION KIT TOGETHER WITH THE PRODUCT.

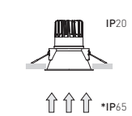

46º

COLOUR | W ☐ | G ■ | Z ■ | WN ■ | N ■ | MATERIAL | AL | PC | PC | RAL » 328

** OTHER DIM OPTIONS PLEASE CONSULT | COLOURS MAY AFFECT THE LIGHTING PARAMETERS & » 304

SWAP

			P	CCT	I	Flux	LOR
SWAP L CRI>90		A212-31-10- | W | G | Z | WN | N | W65 |	5W	2700K	150mA	675 lm	86%
		A212-31-11- | W | G | Z | WN | N | W65 |	5W	3000K	150mA	700 lm	86%
		A212-31-12- | W | G | Z | WN | N | W65 |	5W	4000K	150mA	710 lm	86%
		A212-32-10- | W | G | Z | WN | N | W65 |	7W	2700K	200mA	910 lm	86%
		A212-32-11- | W | G | Z | WN | N | W65 |	7W	3000K	200mA	940 lm	86%
		A212-32-12- | W | G | Z | WN | N | W65 |	7W	4000K	200mA	960 lm	86%
		A212-32-20- | W | G | Z | WN | N | W65 |	7W	2700K	200mA	910 lm	86%
	PHASE CUT**	A212-32-21- | W | G | Z | WN | N | W65 |	7W	3000K	200mA	940 lm	86%
		A212-32-22- | W | G | Z | WN | N | W65 |	7W	4000K	200mA	960 lm	86%
		A212-32-30- | W | G | Z | WN | N | W65 |	7W	2700K	200mA	910 lm	86%
	DALI | PUSH**	A212-32-31- | W | G | Z | WN | N | W65 |	7W	3000K	200mA	940 lm	86%
		A212-32-32- | W | G | Z | WN | N | W65 |	7W	4000K	200mA	960 lm	86%
SWAP L Super CRI CRI>97		A312-32-10- | W | G | Z | WN | N | W65 |	7W	2700K	200mA	770 lm	86%
		A312-32-11- | W | G | Z | WN | N | W65 |	7W	3000K	200mA	800 lm	86%
		A312-32-12- | W | G | Z | WN | N | W65 |	7W	4000K	200mA	820 lm	86%
		A312-32-20- | W | G | Z | WN | N | W65 |	7W	2700K	200mA	770 lm	86%
	PHASE CUT**	A312-32-21- | W | G | Z | WN | N | W65 |	7W	3000K	200mA	800 lm	86%
		A312-32-22- | W | G | Z | WN | N | W65 |	7W	4000K	200mA	820 lm	86%
		A312-32-30- | W | G | Z | WN | N | W65 |	7W	2700K	200mA	770 lm	86%
	DALI | PUSH**	A312-32-31- | W | G | Z | WN | N | W65 |	7W	3000K	200mA	800 lm	86%
		A312-32-32- | W | G | Z | WN | N | W65 |	7W	4000K	200mA	820 lm	86%

220 240 V~ | IP20 | IP65* | L90B10 >55.000 h

MacAdam Step 2 | FAST | CONNEC | INCL | INCL | ACC. | Ø85 | UGR <19 | 40º

			P	CCT	I	Flux	LOR
SWAP L DIM to warm CRI>90	PHASE CUT**	A212-33-29- | W | G | Z | WN | N | W65 |	6W	3000-1800K	350mA	640 lm	80%
	DALI | PUSH**	A212-33-39- | W | G | Z | WN | N | W65 |	6W	3000-1800K	350mA	640 lm	80%

220 240 V~ | IP20 | IP65* | L80B10 >55.000 h

MacAdam Step 3 | FAST | CONNEC | INCL | INCL | ACC. | Ø85 | UGR <19 | 40º

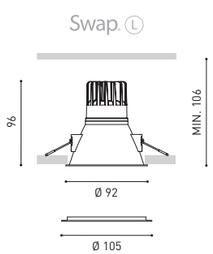

OPTIONAL ACCESSORIES

*SWAP IP65

AFFECTS THE LIGHTING PARAMETERS

WHITE · DIRECT REFERENCE	LOR
W65 ☐	81%
W65 ☐ DIM TO WARM	76%

OTHER COLOURS

REFERENCE + A212-30-65- | W | N | IP65 ACCESSORY L

PRE-ASSEMBLED. NOT SOLD SEPARATELY

44º

FLAT SPRING ACCESSORY

A212-00-00

ACCESSORY FOR CONCRETE CEILINGS. NOT PRE-ASSEMBLED. SELF-INSTALLATION KIT TOGETHER WITH THE PRODUCT.

IP20

*IP65

COLOUR | W ☐ | G ■ | Z ■ | WN ■ | N ■ | MATERIAL | AL | PC | PC | RAL | » 328

** OTHER DIM OPTIONS PLEASE CONSULT | COLOURS MAY AFFECT THE LIGHTING PARAMETERS & » 304

			P	CCT	I	Flux	LOR
SWAP XL CRI>90		A212-41-10- | W | G | Z | WN | N | W65 |	5W	2700K	150mA	675 lm	86%
		A212-41-11- | W | G | Z | WN | N | W65 |	5W	3000K	150mA	700 lm	86%
		A212-41-12- | W | G | Z | WN | N | W65 |	5W	4000K	150mA	710 lm	86%
		A212-42-10- | W | G | Z | WN | N | W65 |	7W	2700K	200mA	910 lm	86%
		A212-42-11- | W | G | Z | WN | N | W65 |	7W	3000K	200mA	940 lm	86%
		A212-42-12- | W | G | Z | WN | N | W65 |	7W	4000K	200mA	960 lm	86%
		A212-42-20- | W | G | Z | WN | N | W65 |	7W	2700K	200mA	910 lm	86%
	PHASE CUT**	A212-42-21- | W | G | Z | WN | N | W65 |	7W	3000K	200mA	940 lm	86%
		A212-42-22- | W | G | Z | WN | N | W65 |	7W	4000K	200mA	960 lm	86%
		A212-42-30- | W | G | Z | WN | N | W65 |	7W	2700K	200mA	910 lm	86%
	DALI | PUSH**	A212-42-31- | W | G | Z | WN | N | W65 |	7W	3000K	200mA	940 lm	86%
		A212-42-32- | W | G | Z | WN | N | W65 |	7W	4000K	200mA	960 lm	86%
SWAP XL Super CRI CRI>97		A312-42-10- | W | G | Z | WN | N | W65 |	7W	2700K	200mA	770 lm	86%
		A312-42-11- | W | G | Z | WN | N | W65 |	7W	3000K	200mA	800 lm	86%
		A312-42-12- | W | G | Z | WN | N | W65 |	7W	4000K	200mA	820 lm	86%
		A312-42-20- | W | G | Z | WN | N | W65 |	7W	2700K	200mA	770 lm	86%
	PHASE CUT**	A312-42-21- | W | G | Z | WN | N | W65 |	7W	3000K	200mA	800 lm	86%
		A312-42-22- | W | G | Z | WN | N | W65 |	7W	4000K	200mA	820 lm	86%
		A312-42-30- | W | G | Z | WN | N | W65 |	7W	2700K	200mA	770 lm	86%
	DALI | PUSH**	A312-42-31- | W | G | Z | WN | N | W65 |	7W	3000K	200mA	800 lm	86%
		A312-42-32- | W | G | Z | WN | N | W65 |	7W	4000K	200mA	820 lm	86%

220 240 V~ | IP20 | IP65* | L90B10 >55.000 h

MacAdam Step 2 | FAST | CONNEC | INCL | INCL | ACC. | Ø101 | UGR <19 | 43º

			P	CCT	I	Flux	LOR
SWAP XL DIM to warm CRI>90	PHASE CUT**	A212-43-29- | W | G | Z | WN | N | W65 |	6W	3000-1800K	350mA	640 lm	80%
	DALI | PUSH**	A212-43-39- | W | G | Z | WN | N | W65 |	6W	3000-1800K	350mA	640 lm	80%

220 240 V~ | IP20 | IP65* | L80B10 >55.000 h

MacAdam Step 3 | FAST | CONNEC | INCL | INCL | ACC. | Ø101 | UGR <19 | 43º

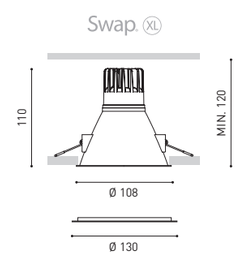

OPTIONAL ACCESSORIES

*SWAP IP65

AFFECTS THE LIGHTING PARAMETERS

WHITE · DIRECT REFERENCE	LOR
W65 ☐	81%
W65 ☐ DIM TO WARM	76%

OTHER COLOURS

REFERENCE + A212-40-65- | W | N | IP65 ACCESSORY XL

PRE-ASSEMBLED. NOT SOLD SEPARATELY

46º

FLAT SPRING ACCESSORY

A212-00-00

ACCESSORY FOR CONCRETE CEILINGS. NOT PRE-ASSEMBLED. SELF-INSTALLATION KIT TOGETHER WITH THE PRODUCT.

IP20

*IP65

COLOUR | W ☐ | G ■ | Z ■ | WN ■ | N ■ | MATERIAL | AL | PC | PC | RAL | » 328

** OTHER DIM OPTIONS PLEASE CONSULT | COLOURS MAY AFFECT THE LIGHTING PARAMETERS & » 304

SWAP



			P	CCT	I	Flux	LOR
SWAP M Asymmetric CRI>90		A216-21-10- | W | G | Z | WN | N | W65 |	5W	2700K	150mA	675 lm	86%
		A216-21-11- | W | G | Z | WN | N | W65 |	5W	3000K	150mA	700 lm	86%
		A216-21-12- | W | G | Z | WN | N | W65 |	5W	4000K	150mA	710 lm	86%
		A216-22-10- | W | G | Z | WN | N | W65 |	7W	2700K	200mA	910 lm	86%
		A216-22-11- | W | G | Z | WN | N | W65 |	7W	3000K	200mA	940 lm	86%
		A216-22-12- | W | G | Z | WN | N | W65 |	7W	4000K	200mA	960 lm	86%
		A216-22-20- | W | G | Z | WN | N | W65 |	7W	2700K	200mA	910 lm	86%
	PHASE CUT**	A216-22-21- | W | G | Z | WN | N | W65 |	7W	3000K	200mA	940 lm	86%
		A216-22-22- | W | G | Z | WN | N | W65 |	7W	4000K	200mA	960 lm	86%
		A216-22-30- | W | G | Z | WN | N | W65 |	7W	2700K	200mA	910 lm	86%
	DALI | PUSH**	A216-22-31- | W | G | Z | WN | N | W65 |	7W	3000K	200mA	940 lm	86%
		A216-22-32- | W | G | Z | WN | N | W65 |	7W	4000K	200mA	960 lm	86%
SWAP M Asymmetric Super CRI CRI>97		A316-22-10- | W | G | Z | WN | N | W65 |	7W	2700K	200mA	770 lm	86%
		A316-22-11- | W | G | Z | WN | N | W65 |	7W	3000K	200mA	800 lm	86%
		A316-22-12- | W | G | Z | WN | N | W65 |	7W	4000K	200mA	820 lm	86%
		A316-22-20- | W | G | Z | WN | N | W65 |	7W	2700K	200mA	770 lm	86%
	PHASE CUT**	A316-22-21- | W | G | Z | WN | N | W65 |	7W	3000K	200mA	800 lm	86%
		A316-22-22- | W | G | Z | WN | N | W65 |	7W	4000K	200mA	820 lm	86%
		A316-22-30- | W | G | Z | WN | N | W65 |	7W	2700K	200mA	770 lm	86%
	DALI | PUSH**	A316-22-31- | W | G | Z | WN | N | W65 |	7W	3000K	200mA	800 lm	86%
		A316-22-32- | W | G | Z | WN | N | W65 |	7W	4000K	200mA	820 lm	86%

220 240 V~ | IP20 | IP65* | L90B10 > 55.000 h

MacAdam Step 2 | FAST | CONNEC | INCL | INCL | ACC. | Ø75 | 45º

			P	CCT	I	Flux	LOR
SWAP M Asymmetric DIM to warm CRI>90	PHASE CUT**	A216-23-29- | W | G | Z | WN | N | W65 |	6W	3000-1800K	350mA	640 lm	80%
	DALI | PUSH**	A216-23-39- | W | G | Z | WN | N | W65 |	6W	3000-1800K	350mA	640 lm	80%

220 240 V~ | IP20 | IP65* | L80B10 > 55.000 h

MacAdam Step 3 | FAST | CONNEC | INCL | INCL | ACC. | Ø75 | 45º

OPTIONAL ACCESSORY

Swap. M Asymmetric

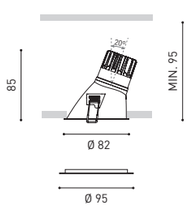

*SWAP IP65

AFFECTS THE LIGHTING PARAMETERS

WHITE · DIRECT REFERENCE	LOR
W65 ☐	81%
W65 ☐ DIM TO WARM	76%

OTHER COLOURS

REFERENCE + A212-20-65- | W | N | IP65 ACCESSORY M

PRE-ASSEMBLED. NOT SOLD SEPARATELY

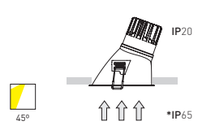

COLOUR | W ☐ | G ■ | Z ■ | WN ■ | N ■ | MATERIAL | AL | PC | PC | RAL » 328

** OTHER DIM OPTIONS PLEASE CONSULT | COLOURS MAY AFFECT THE LIGHTING PARAMETERS & » 304

			P	CCT	I	Flux	LOR
SWAP L Asymmetric CRI>90		A216-31-10- | W | G | Z | WN | N | W65 |	5W	2700K	150mA	675 lm	86%
		A216-31-11- | W | G | Z | WN | N | W65 |	5W	3000K	150mA	700 lm	86%
		A216-31-12- | W | G | Z | WN | N | W65 |	5W	4000K	150mA	710 lm	86%
		A216-32-10- | W | G | Z | WN | N | W65 |	7W	2700K	200mA	910 lm	86%
		A216-32-11- | W | G | Z | WN | N | W65 |	7W	3000K	200mA	940 lm	86%
		A216-32-12- | W | G | Z | WN | N | W65 |	7W	4000K	200mA	960 lm	86%
		A216-32-20- | W | G | Z | WN | N | W65 |	7W	2700K	200mA	910 lm	86%
	PHASE CUT**	A216-32-21- | W | G | Z | WN | N | W65 |	7W	3000K	200mA	940 lm	86%
		A216-32-22- | W | G | Z | WN | N | W65 |	7W	4000K	200mA	960 lm	86%
		A216-32-30- | W | G | Z | WN | N | W65 |	7W	2700K	200mA	910 lm	86%
	DALI | PUSH**	A216-32-31- | W | G | Z | WN | N | W65 |	7W	3000K	200mA	940 lm	86%
		A216-32-32- | W | G | Z | WN | N | W65 |	7W	4000K	200mA	960 lm	86%
SWAP L Asymmetric Super CRI CRI>97		A316-32-10- | W | G | Z | WN | N | W65 |	7W	2700K	200mA	770 lm	86%
		A316-32-11- | W | G | Z | WN | N | W65 |	7W	3000K	200mA	800 lm	86%
		A316-32-12- | W | G | Z | WN | N | W65 |	7W	4000K	200mA	820 lm	86%
		A316-32-20- | W | G | Z | WN | N | W65 |	7W	2700K	200mA	770 lm	86%
	PHASE CUT**	A316-32-21- | W | G | Z | WN | N | W65 |	7W	3000K	200mA	800 lm	86%
		A316-32-22- | W | G | Z | WN | N | W65 |	7W	4000K	200mA	820 lm	86%
		A316-32-30- | W | G | Z | WN | N | W65 |	7W	2700K	200mA	770 lm	86%
	DALI | PUSH**	A316-32-31- | W | G | Z | WN | N | W65 |	7W	3000K	200mA	800 lm	86%
		A316-32-32- | W | G | Z | WN | N | W65 |	7W	4000K	200mA	820 lm	86%

220 240 V~ | IP20 | IP65* | L90B10 > 55.000 h

MacAdam Step 2 | FAST | CONNEC | INCL | INCL | ACC. | Ø85 | 43º

			P	CCT	I	Flux	LOR
SWAP L Asymmetric DIM to warm CRI>90	PHASE CUT**	A216-33-29- | W | G | Z | WN | N | W65 |	6W	3000-1800K	350mA	640 lm	80%
	DALI | PUSH**	A216-33-39- | W | G | Z | WN | N | W65 |	6W	3000-1800K	350mA	640 lm	80%

220 240 V~ | IP20 | IP65* | L80B10 > 55.000 h

MacAdam Step 3 | FAST | CONNEC | INCL | INCL | ACC. | Ø85 | 43º

OPTIONAL ACCESSORY

Swap. L Asymmetric

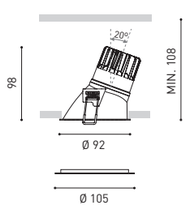

*SWAP IP65

AFFECTS THE LIGHTING PARAMETERS

WHITE · DIRECT REFERENCE	LOR
W65 ☐	81%
W65 ☐ DIM TO WARM	76%

OTHER COLOURS

REFERENCE + A212-30-65- | W | N | IP65 ACCESSORY L

PRE-ASSEMBLED. NOT SOLD SEPARATELY

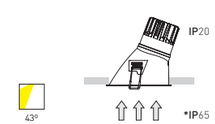

COLOUR | W ☐ | G ■ | Z ■ | WN ■ | N ■ | MATERIAL | AL | PC | PC | RAL » 328

** OTHER DIM OPTIONS PLEASE CONSULT | COLOURS MAY AFFECT THE LIGHTING PARAMETERS & » 304

SWAP

		P	CCT	I	Flux	LOR
SWAP Square CRI>90	A254-31-10- | W | G | Z | WN | N | W65 |	5W	2700K	150mA	675 lm	90%
	A254-31-11- | W | G | Z | WN | N | W65 |	5W	3000K	150mA	700 lm	90%
	A254-31-12- | W | G | Z | WN | N | W65 |	5W	4000K	150mA	710 lm	90%
	A254-32-10- | W | G | Z | WN | N | W65 |	7W	2700K	200mA	910 lm	90%
	A254-32-11- | W | G | Z | WN | N | W65 |	7W	3000K	200mA	940 lm	90%
	A254-32-12- | W | G | Z | WN | N | W65 |	7W	4000K	200mA	960 lm	90%
	A254-32-20- | W | G | Z | WN | N | W65 |	7W	2700K	200mA	910 lm	90%
PHASE CUT**	A254-32-21- | W | G | Z | WN | N | W65 |	7W	3000K	200mA	940 lm	90%
	A254-32-22- | W | G | Z | WN | N | W65 |	7W	4000K	200mA	960 lm	90%
	A254-32-30- | W | G | Z | WN | N | W65 |	7W	2700K	200mA	910 lm	90%
DALI | PUSH**	A254-32-31- | W | G | Z | WN | N | W65 |	7W	3000K	200mA	940 lm	90%
	A254-32-32- | W | G | Z | WN | N | W65 |	7W	4000K	200mA	960 lm	90%
SWAP Square Super CRI CRI>97	A354-32-10- | W | G | Z | WN | N | W65 |	7W	2700K	200mA	770 lm	90%
	A354-32-11- | W | G | Z | WN | N | W65 |	7W	3000K	200mA	800 lm	90%
	A354-32-12- | W | G | Z | WN | N | W65 |	7W	4000K	200mA	820 lm	90%
	A354-32-20- | W | G | Z | WN | N | W65 |	7W	2700K	200mA	770 lm	90%
PHASE CUT**	A354-32-21- | W | G | Z | WN | N | W65 |	7W	3000K	200mA	800 lm	90%
	A354-32-22- | W | G | Z | WN | N | W65 |	7W	4000K	200mA	820 lm	90%
	A354-32-30- | W | G | Z | WN | N | W65 |	7W	2700K	200mA	770 lm	90%
DALI | PUSH**	A354-32-31- | W | G | Z | WN | N | W65 |	7W	3000K	200mA	800 lm	90%
	A354-32-32- | W | G | Z | WN | N | W65 |	7W	4000K	200mA	820 lm	90%

220 240 V~ | IP20 | IP65* | L90B10 >55.000 h

MacAdam Step 2 | FAST | CONNEC | INCL | INCL | ACC. | 85 X 85 | UGR <19 | 44º

		P	CCT	I	Flux	LOR
SWAP Square DIM to warm CRI>90	PHASE CUT** A254-33-29- | W | G | Z | WN | N | W65 |	6W	3000-1800K	350mA	640 lm	80%
	DALI | PUSH** A254-33-39- | W | G | Z | WN | N | W65 |	6W	3000-1800K	350mA	640 lm	80%

220 240 V~ | IP20 | IP65* | L80B10 >55.000 h

MacAdam Step 3 | FAST | CONNEC | INCL | INCL | ACC. | 85 X 85 | UGR <19 | 44º

Swap.
Square

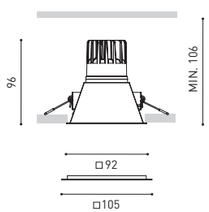

OPTIONAL ACCESSORY

*SWAP IP65

AFFECTS THE LIGHTING PARAMETERS

WHITE · DIRECT REFERENCE	LOR
W65 □	85%
W65 □ DIM TO WARM	76%

OTHER COLOURS

REFERENCE + A254-30-65- | W | N | IP65 ACCESSORY Square

PRE-ASSEMBLED. NOT SOLD SEPARATELY

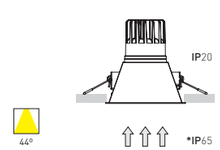

COLOUR | W □ | G ■ | Z ■ | WN ■ | N ■ | MATERIAL | AL | PC | PC | RAL » 328

** OTHER DIM OPTIONS PLEASE CONSULT | COLOURS MAY AFFECT THE LIGHTING PARAMETERS & » 304

		P	CCT	I	Flux	LOR
SWAP Square Asymmetric CRI>90	A255-31-10- | W | G | Z | WN | N | W65 |	5W	2700K	150mA	675 lm	86%
	A255-31-11- | W | G | Z | WN | N | W65 |	5W	3000K	150mA	700 lm	86%
	A255-31-12- | W | G | Z | WN | N | W65 |	5W	4000K	150mA	710 lm	86%
	A255-32-10- | W | G | Z | WN | N | W65 |	7W	2700K	200mA	910 lm	86%
	A255-32-11- | W | G | Z | WN | N | W65 |	7W	3000K	200mA	940 lm	86%
	A255-32-12- | W | G | Z | WN | N | W65 |	7W	4000K	200mA	960 lm	86%
	A255-32-20- | W | G | Z | WN | N | W65 |	7W	2700K	200mA	910 lm	86%
PHASE CUT**	A255-32-21- | W | G | Z | WN | N | W65 |	7W	3000K	200mA	940 lm	86%
	A255-32-22- | W | G | Z | WN | N | W65 |	7W	4000K	200mA	960 lm	86%
	A255-32-30- | W | G | Z | WN | N | W65 |	7W	2700K	200mA	910 lm	86%
DALI | PUSH**	A255-32-31- | W | G | Z | WN | N | W65 |	7W	3000K	200mA	940 lm	86%
	A255-32-32- | W | G | Z | WN | N | W65 |	7W	4000K	200mA	960 lm	86%
SWAP Square Asymmetric Super CRI CRI>97	A355-32-10- | W | G | Z | WN | N | W65 |	7W	2700K	200mA	770 lm	86%
	A355-32-11- | W | G | Z | WN | N | W65 |	7W	3000K	200mA	800 lm	86%
	A355-32-12- | W | G | Z | WN | N | W65 |	7W	4000K	200mA	820 lm	86%
	A355-32-20- | W | G | Z | WN | N | W65 |	7W	2700K	200mA	770 lm	86%
PHASE CUT**	A355-32-21- | W | G | Z | WN | N | W65 |	7W	3000K	200mA	800 lm	86%
	A355-32-22- | W | G | Z | WN | N | W65 |	7W	4000K	200mA	820 lm	86%
	A355-32-30- | W | G | Z | WN | N | W65 |	7W	2700K	200mA	770 lm	86%
DALI | PUSH**	A355-32-31- | W | G | Z | WN | N | W65 |	7W	3000K	200mA	800 lm	86%
	A355-32-32- | W | G | Z | WN | N | W65 |	7W	4000K	200mA	820 lm	86%

220 240 V~ | IP20 | IP65* | L90B10 >55.000 h

MacAdam Step 2 | FAST | CONNEC | INCL | INCL | ACC. | 85 X 85 | 52º

		P	CCT	I	Flux	LOR
SWAP Square Asymmetric DIM to warm CRI>90	PHASE CUT** A255-33-29- | W | G | Z | WN | N | W65 |	6W	3000-1800K	350mA	640 lm	80%
	DALI | PUSH** A255-33-39- | W | G | Z | WN | N | W65 |	6W	3000-1800K	350mA	640 lm	80%

220 240 V~ | IP20 | IP65* | L80B10 >55.000 h

MacAdam Step 3 | FAST | CONNEC | INCL | INCL | ACC. | 85 X 85 | 52º

Swap.
Square Asymmetric

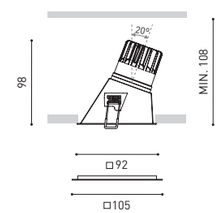

OPTIONAL ACCESSORY

*SWAP IP65

AFFECTS THE LIGHTING PARAMETERS

WHITE · DIRECT REFERENCE	LOR
W65 □	81%
W65 □ DIM TO WARM	76%

OTHER COLOURS

REFERENCE + A254-30-65- | W | N | IP65 ACCESSORY Square

PRE-ASSEMBLED. NOT SOLD SEPARATELY

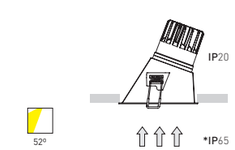

COLOUR | W □ | G ■ | Z ■ | WN ■ | N ■ | MATERIAL | AL | PC | PC | RAL » 328

** OTHER DIM OPTIONS PLEASE CONSULT | COLOURS MAY AFFECT THE LIGHTING PARAMETERS & » 304

SWAP

BISEL EXTRA

Extra Bezel
Collerette Extra
Cornice Extra
Zusatz-Zierring

Complemento siempre incluido pero de uso opcional. Extiende el bisel de la pieza para cubrir empotramientos mayores, conservando el minimalismo de Swap y su perfecta integración en el techo. Fácil instalación. Ideal para reformas en las que remplazar puntos de luz, con agujeros preexistentes, sin obras en el techo ni volver a pintar. Swap es la mejor opción de actualización al LED, frente a las lámparas de sustitución 'retrofit'.
—
Accessory always included but for optional use. It extends the piece's bezel to cover larger recesses, keeping Swap's minimalism and its perfect integration into the ceiling. Easy to fit. Ideal for reforms to replace the light spot, with the already existing holes, without altering the ceiling or repainting. Swap is the best option for updating to LED technology by means of a real light fixture with incorporated LED, in contrast to just a retrofit lamp that only implies a less efficient update of the light source.
—
Complément toujours inclus mais à utiliser en option. Élargissement de la collerette de la pièce pour couvrir des encastrements supérieurs tout en préservant le minimalisme de Swap et son intégration parfaite au plafond. Facile à installer. Idéal pour les réaménagements comprenant des points lumineux à remplacer avec des trous préexistants, sans travaux au plafond et sans besoin de repeindre. Swap est la meilleure option d'actualisation au LED, quand le LED et l'appareil d'éclairage sont intégrés, face aux lampes de substitution «retrofit».
—
Complemento sempre incluso, ma di uso facoltativo. Estende la cornice del pezzo per coprire incassi maggiori, conservando il minimalismo di Swap e la sua perfetta integrazione con il soffitto. Di facile installazione. Ideale per ristrutturazioni in cui è necessario sostituire punti luce, con fori pre-esistenti, senza lavori al soffitto né verniciatura. Swap è la migliore opzione di passaggio al LED rispetto alle lampade di sostituzione 'retrofit' che si limitano ad adeguare soltanto la fonte di luce.
—
Stets im Lieferumfang enthaltenes Zubehör-Teil, das optional verwendet werden kann, zur Verbreiterung des vorhandenen Zierrings und somit auch der Abdeckung größerer Lochmaße. Dabei bleiben der Minimalismus von Swap und die perfekte Integration in die Decke erhalten. Einfacher Einbau. Ideal bei Renovierungen, um Leuchten an bereits bestehenden Öffnungen ohne Eingriffe an der Decke oder zusätzliche Malerarbeiten auszutauschen. SWAP ist somit die ideale Option auf eine echte LED Leuchte mit integrierter LED aufzurüsten, statt nur mit einer ineffizienten Retrofit-Lampe das Leuchtmittel zu aktualisieren.

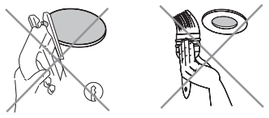

NO WORKS, NO REPAINTING

CUT OUT
From 62 to 126 mm

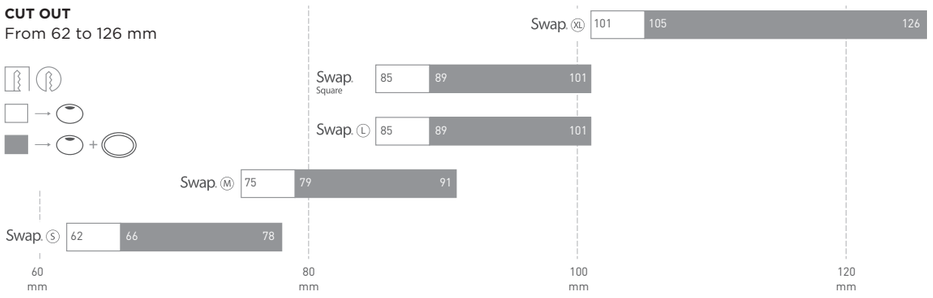

CUT-OUT MEASURES

62-126

Swap. S

62-66
+
66-78

Swap. M

75-79
+
79-91

Swap. L

85-89
+
89-101

Swap. XL

101-105
+
105-126

75-101

Swap. M
Asymmetric

75-79
+
79-91

Swap. L
Asymmetric

85-89
+
89-101

85-101

Swap.
Square

85-89
+
89-101

Swap.
Square Asymmetric

85-89
+
89-101

SWAP

		P	CCT	I	Flux	LOR
SWAP S RT 2012	A412-11-10- | W | G | Z | WN | N |	5W	2700K	150mA	675 lm	81%
	A412-11-11- | W | G | Z | WN | N |	5W	3000K	150mA	700 lm	81%
	A412-11-12- | W | G | Z | WN | N |	5W	4000K	150mA	710 lm	81%
	A412-12-10- | W | G | Z | WN | N |	7W	2700K	200mA	910 lm	81%
	A412-12-11- | W | G | Z | WN | N |	7W	3000K	200mA	940 lm	81%
	A412-12-12- | W | G | Z | WN | N |	7W	4000K	200mA	960 lm	81%

220 240 V~ | IP65 | CRI>90 | L90B10 >55.000 h

MacAdam Step 2 | FAST | CONNEC | INCL | EXCL | ACC. | Ø62 | UGR <19 | 36°

		P	CCT	I	Flux	LOR
SWAP M RT 2012	A412-21-10- | W | G | Z | WN | N |	5W	2700K	150mA	675 lm	81%
	A412-21-11- | W | G | Z | WN | N |	5W	3000K	150mA	700 lm	81%
	A412-21-12- | W | G | Z | WN | N |	5W	4000K	150mA	710 lm	81%
	A412-22-10- | W | G | Z | WN | N |	7W	2700K	200mA	910 lm	81%
	A412-22-11- | W | G | Z | WN | N |	7W	3000K	200mA	940 lm	81%
	A412-22-12- | W | G | Z | WN | N |	7W	4000K	200mA	960 lm	81%

220 240 V~ | IP65 | CRI>90 | L90B10 >55.000 h

MacAdam Step 2 | FAST | CONNEC | INCL | EXCL | ACC. | Ø75 | UGR <19 | 46°

RECOUVRABLE D'ISOLANT DEROULE

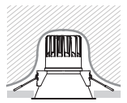

IP65

EXCL | COLLERETTE EXCLUE. NON COMPATIBLE

Swap. S RT 2012

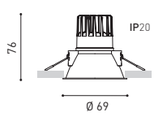

IP65

Swap. M RT 2012

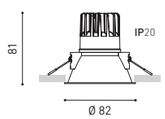

IP65

SPÉCIALE FRANCE

COLOUR | W | G | Z | WN | N | MATERIAL | AL | PC | RAL » 328

COLOURS MAY AFFECT THE LIGHTING PARAMETERS | ADD-ON BEZEL EXCLUDED. NOT COMPATIBLE

POINTER

		P	CCT	I	Flux	LOR
POINTER	A271-11- -0- | W | N |	5W	2700K	150mA	680 lm	78%
	A271-11- -1- | W | N |	5W	3000K	150mA	700 lm	78%
	A271-11- -2- | W | N |	5W	4000K	150mA	720 lm	78%
	A271-21- -0- | W | N |	7W	2700K	200mA	860 lm	78%
	A271-21- -1- | W | N |	7W	3000K	200mA	900 lm	78%
	A271-21- -2- | W | N |	7W	4000K	200mA	920 lm	78%
	A271-31- -0- | W | N |	11W	2700K	300mA	1200 lm	78%
	A271-31- -1- | W | N |	11W	3000K	300mA	1250 lm	78%
	A271-31- -2- | W | N |	11W	4000K	300mA	1280 lm	78%
	A271-32- -0- | W | N |	11W	2700K	300mA	1200 lm	78%
	A271-32- -1- | W | N |	11W	3000K	300mA	1250 lm	78%
PHASE CUT *	A271-32- -2- | W | N |	11W	4000K	300mA	1280 lm	78%
	A271-33- -0- | W | N |	11W	2700K	300mA	1200 lm	78%
	A271-33- -1- | W | N |	11W	3000K	300mA	1250 lm	78%
DALI | PUSH *	A271-33- -2- | W | N |	11W	4000K	300mA	1280 lm	78%

220 240 V~ | IP20 | CRI>90 | L90B10 >55.000 h

MacAdam Step 2 | INCL | 355° | 30° | Ø105 | 37° / 56°

	BEAM OPTIONS
1	37°
2	56°

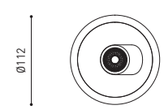

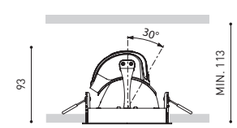

COLOUR | W | N | MATERIAL | AL | PC | RAL » 328

* OTHER DIM OPTIONS PLEASE CONSULT | COLOURS MAY AFFECT THE LIGHTING PARAMETERS

& » 304

LEX

LEX MINI & LEX MINI BLUE ON



LEX MINI BLUE OFF

		P	CCT	I	Flux	LOR
LEX Mini 1	A378-01-10- | W | G | Z | WN | N |	6,5W	2700K	200mA	910 lm	70%
	A378-01-11- | W | G | Z | WN | N |	6,5W	3000K	200mA	940 lm	70%
	A378-01-13- | W | G | Z | WN | N |	6,5W	3500K	200mA	955 lm	70%
	A378-01-12- | W | G | Z | WN | N |	6,5W	4000K	200mA	960 lm	70%
LEX Mini Blue 1	A378-11-10- | W |	6,5W	2700K	200mA	910 lm	70%
	A378-11-11- | W |	6,5W	3000K	200mA	940 lm	70%
	A378-11-13- | W |	6,5W	3500K	200mA	955 lm	70%
	A378-11-12- | W |	6,5W	4000K	200mA	960 lm	70%
LEX Mini 2	A378-02- -0- | W | G | Z | WN | N |	12W	2700K	350mA	1400 lm	70%
	A378-02- -1- | W | G | Z | WN | N |	12W	3000K	350mA	1460 lm	70%
	A378-02- -3- | W | G | Z | WN | N |	12W	3500K	350mA	1475 lm	70%
	A378-02- -2- | W | G | Z | WN | N |	12W	4000K	350mA	1480 lm	70%
LEX Mini Blue 2	A378-12- -0- | W |	12W	2700K	350mA	1400 lm	70%
	A378-12- -1- | W |	12W	3000K	350mA	1460 lm	70%
	A378-12- -3- | W |	12W	3500K	350mA	1475 lm	70%
	A378-12- -2- | W |	12W	4000K	350mA	1480 lm	70%

220 240 V~ | IP20 | CRI>90 | L90B10 >55.000 h

MacAdam Step 2 | OPTIONS* | INCL | Ø105 | UGR <19 | 70°

	*OPTIONS
1	No DIM
2	DIM DALI
3	DIM Push

DIM PHASE CUT & OTHER DIM OPTIONS PLEASE CONSULT

OPTIONAL ACCESSORY

LEX High Chromatic LED ** » 295

NOT SOLD SEPARATELY

		P	CCT	I	Flux	LOR
LEX Mini Tunable White	A378-00-28- | W | G | Z | WN | N |	10,5W	2700-5000K	600mA	1250 lm	70%
LEX Mini Blue Tunable White	A378-10-28- | W |	10,5W	2700-5000K	600mA	1250 lm	70%

220 240 V~ | IP20 | CRI>90 | L80B10 >55.000 h

MacAdam Step 3 | DALI | INCL | Ø105 | UGR <19 | 71°

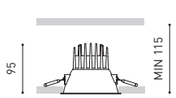

		P	CCT	I	Flux	LOR
LEX Mini DIM to Warm	A378-00-29- | W | G | Z | WN | N |	11,5W	1800-3000K	350mA	1265 lm	70%
LEX Mini Blue dim to warm	A378-10-29- | W |	11,5W	1800-3000K	350mA	1265 lm	70%

220 240 V~ | IP20 | CRI>90 | L80B10 >55.000 h

DIM PHASE CUT & OTHER DIM OPTIONS PLEASE CONSULT

MacAdam Step 3 | DALI | INCL | Ø105 | UGR <19 | 72°

COLOUR | W □ | G ■ | Z ■ | WN ■ | N ■ | MATERIAL | AL | PC | RAL » 328

** ACCESSORY & COLOURS AFFECT THE LIGHTING PARAMETERS

» 304

LEX MINI ASYMM. & MINI ASYMM. BLUE ON

LEX MINI ASYMMETRIC BLUE OFF

		P	CCT	I	Flux	LOR
LEX Mini Asymmetric 1	A379-01-10- | W | G | Z | WN | N |	6,5W	2700K	200mA	910 lm	70%
	A379-01-11- | W | G | Z | WN | N |	6,5W	3000K	200mA	940 lm	70%
	A379-01-13- | W | G | Z | WN | N |	6,5W	3500K	200mA	955 lm	70%
	A379-01-12- | W | G | Z | WN | N |	6,5W	4000K	200mA	960 lm	70%
LEX Mini Asymmetric Blue 1	A379-11-10- | W |	6,5W	2700K	200mA	910 lm	70%
	A379-11-11- | W |	6,5W	3000K	200mA	940 lm	70%
	A379-11-13- | W |	6,5W	3500K	200mA	955 lm	70%
	A379-11-12- | W |	6,5W	4000K	200mA	960 lm	70%
LEX Mini Asymmetric 2	A379-02- -0- | W | G | Z | WN | N |	12W	2700K	350mA	1400 lm	70%
	A379-02- -1- | W | G | Z | WN | N |	12W	3000K	350mA	1460 lm	70%
	A379-02- -3- | W | G | Z | WN | N |	12W	3500K	350mA	1475 lm	70%
	A379-02- -2- | W | G | Z | WN | N |	12W	4000K	350mA	1480 lm	70%
LEX Mini Asymmetric Blue 2	A379-12- -0- | W |	12W	2700K	350mA	1400 lm	70%
	A379-12- -1- | W |	12W	3000K	350mA	1460 lm	70%
	A379-12- -3- | W |	12W	3500K	350mA	1475 lm	70%
	A379-12- -2- | W |	12W	4000K	350mA	1480 lm	70%

220 240 V~ | IP20 | CRI>90 | L90B10 >55.000 h

MacAdam Step 2 | OPTIONS* | INCL | Ø105 | 64°

	*OPTIONS
1	No DIM
2	DIM DALI
3	DIM Push

DIM PHASE CUT & OTHER DIM OPTIONS PLEASE CONSULT

OPTIONAL ACCESSORY

LEX High Chromatic LED ** » 295

NOT SOLD SEPARATELY

		P	CCT	I	Flux	LOR
LEX Mini Asymmetric Tunable White	A379-00-28- | W | R | G | Z | WN | N |	10,5W	2700-5000K	600mA	1250 lm	70%
LEX Mini Asymmetric Blue Tunable White	A379-10-28- | W |	10,5W	2700-5000K	600mA	1250 lm	70%

220 240 V~ | IP20 | CRI>90 | L80B10 >55.000 h

MacAdam Step 3 | DALI | INCL | Ø105 | 64°

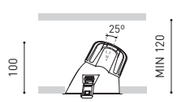

		P	CCT	I	Flux	LOR
LEX Mini Asymmetric DIM to Warm	A379-00-29- | W | G | Z | WN | N |	11,5W	1800-3000K	350mA	1265 lm	70%
LEX Mini Asymmetric Blue DIM to warm	A379-10-29- | W |	11,5W	1800-3000K	350mA	1265 lm	70%

220 240 V~ | IP20 | CRI>90 | L80B10 >55.000 h

DIM PHASE CUT & OTHER DIM OPTIONS PLEASE CONSULT

MacAdam Step 3 | DALI | INCL | Ø105 | 64°

COLOUR | W □ | G ■ | Z ■ | WN ■ | N ■ | MATERIAL | AL | PC | RAL » 328

** ACCESSORY & COLOURS AFFECT THE LIGHTING PARAMETERS

» 304

LEX

			P	CCT	I	Flux	LOR
LEX 1		A070-01-25- | W | G | Z | WN | N |	10W	2700K	300mA	1370 lm	70%
		A070-01-01- | W | G | Z | WN | N |	10W	3000K	300mA	1420 lm	70%
		A070-01-34- | W | G | Z | WN | N |	10W	3500K	300mA	1435 lm	70%
		A070-01-02- | W | G | Z | WN | N |	10W	4000K	300mA	1440 lm	70%
LEX 2		A070-01-26- | W | G | Z | WN | N |	17W	2700K	500mA	2070 lm	70%
		A070-01-03- | W | G | Z | WN | N |	17W	3000K	500mA	2150 lm	70%
		A070-01-35- | W | G | Z | WN | N |	17W	3500K	500mA	2170 lm	70%
		A070-01-04- | W | G | Z | WN | N |	17W	4000K	500mA	2180 lm	70%
		A070-01-27- | W | G | Z | WN | N |	17W	2700K	500mA	2070 lm	70%
		A070-01-07- | W | G | Z | WN | N |	17W	3000K	500mA	2150 lm	70%
	PUSH	A070-01-36- | W | G | Z | WN | N |	17W	3500K	500mA	2170 lm	70%
		A070-01-08- | W | G | Z | WN | N |	17W	4000K	500mA	2180 lm	70%
		A070-01-29- | W | G | Z | WN | N |	17W	2700K	500mA	2070 lm	70%
		A070-01-15- | W | G | Z | WN | N |	17W	3000K	500mA	2150 lm	70%
		A070-01-37- | W | G | Z | WN | N |	17W	3500K	500mA	2170 lm	70%
	DALI	A070-01-16- | W | G | Z | WN | N |	17W	4000K	500mA	2180 lm	70%
LEX 3		A070-01-30- | W | G | Z | WN | N |	24W	2700K	700mA	2690 lm	70%
		A070-01-17- | W | G | Z | WN | N |	24W	3000K	700mA	2800 lm	70%
		A070-01-38- | W | G | Z | WN | N |	24W	3500K	700mA	2830 lm	70%
		A070-01-18- | W | G | Z | WN | N |	24W	4000K	700mA	2840 lm	70%
		A070-01-31- | W | G | Z | WN | N |	24W	2700K	700mA	2690 lm	70%
		A070-01-23- | W | G | Z | WN | N |	24W	3000K	700mA	2800 lm	70%
		A070-01-39- | W | G | Z | WN | N |	24W	3500K	700mA	2830 lm	70%
	PUSH	A070-01-24- | W | G | Z | WN | N |	24W	4000K	700mA	2840 lm	70%
		A070-01-33- | W | G | Z | WN | N |	24W	2700K	700mA	2690 lm	70%
		A070-01-21- | W | G | Z | WN | N |	24W	3000K	700mA	2800 lm	70%
		A070-01-40- | W | G | Z | WN | N |	24W	3500K	700mA	2830 lm	70%
	DALI	A070-01-22- | W | G | Z | WN | N |	24W	4000K	700mA	2840 lm	70%

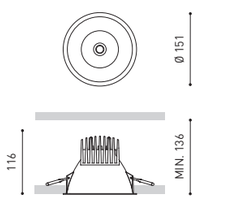

LEX 1 & 2

220 240 V~ | IP20 | CRI>90 | L90B10 >55.000 h

MacAdam Step 2 | INCL | Ø140 | UGR <19 | 71°

DIM PHASE CUT & OTHER DIM OPTIONS PLEASE CONSULT

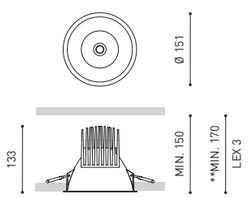

LEX 3**
LEX Tunable White
LEX Dim To Warm

		P	CCT	I	Flux	LOR
LEX Tunable White	A368-01-00- | W | G | Z | WN | N |	21,5W	2700-5000K	600mA	2300 lm	70%
LEX DIM to warm	A368-02-00- | W | G | Z | WN | N |	20W	1800-3000K	600mA	2150 lm	70%

220 240 V~ | IP20 | CRI>90 | L80B10 >55.000 h

MacAdam Step 3 | DALI | INCL | Ø140 | UGR <19 | 76°

OPTIONAL ACCESSORY

LEX High Chromatic LED * » 295

NOT SOLD SEPARATELY

COLOUR | W | G | Z | WN | N | MATERIAL | AL | PC | RAL » 328

OTHER CCT PLEASE CONSULT | * ACCESSORY & COLOURS AFFECT THE LIGHTING PARAMETERS » 304

LEX BLUE ON



LEX BLUE OFF

		P	CCT	I	Flux	LOR
LEX Blue 1	A070-02-25- | W |	10W	2700K	300mA	1370 lm	70%
	A070-02-01- | W |	10W	3000K	300mA	1420 lm	70%
	A070-02-34- | W |	10W	3500K	300mA	1435 lm	70%
	A070-02-02- | W |	10W	4000K	300mA	1440 lm	70%
LEX Blue 2	A070-02-26- | W |	17W	2700K	500mA	2070 lm	70%
	A070-02-03- | W |	17W	3000K	500mA	2150 lm	70%
	A070-02-35- | W |	17W	3500K	500mA	2170 lm	70%
	A070-02-04- | W |	17W	4000K	500mA	2180 lm	70%
	A070-02-27- | W |	17W	2700K	500mA	2070 lm	70%
	A070-02-07- | W |	17W	3000K	500mA	2150 lm	70%
PUSH	A070-02-36- | W |	17W	3500K	500mA	2170 lm	70%
	A070-02-08- | W |	17W	4000K	500mA	2180 lm	70%
	A070-02-29- | W |	17W	2700K	500mA	2070 lm	70%
	A070-02-15- | W |	17W	3000K	500mA	2150 lm	70%
	A070-02-37- | W |	17W	3500K	500mA	2170 lm	70%
DALI	A070-02-16- | W |	17W	4000K	500mA	2180 lm	70%
LEX Blue 3	A070-02-30- | W |	24W	2700K	700mA	2690 lm	70%
	A070-02-17- | W |	24W	3000K	700mA	2800 lm	70%
	A070-02-38- | W |	24W	3500K	700mA	2830 lm	70%
	A070-02-18- | W |	24W	4000K	700mA	2840 lm	70%
	A070-02-31- | W |	24W	2700K	700mA	2690 lm	70%
	A070-02-23- | W |	24W	3000K	700mA	2800 lm	70%
	A070-02-39- | W |	24W	3500K	700mA	2830 lm	70%
PUSH	A070-02-24- | W |	24W	4000K	700mA	2840 lm	70%
	A070-02-33- | W |	24W	2700K	700mA	2690 lm	70%
	A070-02-21- | W |	24W	3000K	700mA	2800 lm	70%
	A070-02-40- | W |	24W	3500K	700mA	2830 lm	70%
DALI	A070-02-22- | W |	24W	4000K	700mA	2840 lm	70%

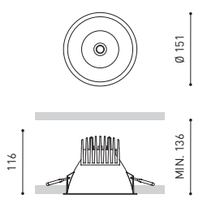

LEX 1 & 2

220 240 V~ | IP20 | CRI>90 | L90B10 >55.000 h

MacAdam Step 2 | INCL | Ø140 | UGR <19 | 71°

DIM PHASE CUT & OTHER DIM OPTIONS PLEASE CONSULT

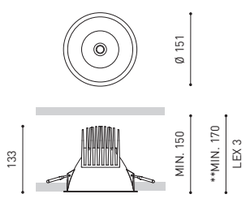

LEX 3**
LEX Blue Tunable White
LEX Blue Dim To Warm

		P	CCT	I	Flux	LOR
LEX Blue Tunable White	A368-11-00- | W |	21,5W	2700-5000K	600mA	2300 lm	70%
LEX Blue DIM to warm	A368-12-00- | W |	20W	1800-3000K	600mA	2150 lm	70%

220 240 V~ | IP20 | CRI>90 | L80B10 >55.000 h

MacAdam Step 3 | DALI | INCL | Ø140 | UGR <19 | 76°

OPTIONAL ACCESSORY

LEX High Chromatic LED » 295

NOT SOLD SEPARATELY
AFFECTS THE LIGHTING PARAMETERS

COLOUR | W | MATERIAL | AL | PC | RAL » 328

OTHER CCT PLEASE CONSULT » 304

LEX



		P	CCT	I	Flux	LOR
LEX Asymmetric 1	A071-01-25- | W | G | Z | WN | N |	10W	2700K	300mA	1370 lm	70%
	A071-01-01- | W | G | Z | WN | N |	10W	3000K	300mA	1420 lm	70%
	A071-01-34- | W | G | Z | WN | N |	10W	3500K	300mA	1435 lm	70%
	A071-01-02- | W | G | Z | WN | N |	10W	4000K	300mA	1440 lm	70%
LEX Asymmetric 2	A071-01-26- | W | G | Z | WN | N |	17W	2700K	500mA	2070 lm	70%
	A071-01-03- | W | G | Z | WN | N |	17W	3000K	500mA	2150 lm	70%
	A071-01-35- | W | G | Z | WN | N |	17W	3500K	500mA	2170 lm	70%
	A071-01-04- | W | G | Z | WN | N |	17W	4000K	500mA	2180 lm	70%
	A071-01-27- | W | G | Z | WN | N |	17W	2700K	500mA	2070 lm	70%
	A071-01-07- | W | G | Z | WN | N |	17W	3000K	500mA	2150 lm	70%
	PUSH A071-01-36- | W | G | Z | WN | N |	17W	3500K	500mA	2170 lm	70%
	PUSH A071-01-08- | W | G | Z | WN | N |	17W	4000K	500mA	2180 lm	70%
	A071-01-29- | W | G | Z | WN | N |	17W	2700K	500mA	2070 lm	70%
	A071-01-15- | W | G | Z | WN | N |	17W	3000K	500mA	2150 lm	70%
	DALI A071-01-37- | W | G | Z | WN | N |	17W	3500K	500mA	2170 lm	70%
	DALI A071-01-16- | W | G | Z | WN | N |	17W	4000K	500mA	2180 lm	70%
LEX Asymmetric 3	A071-01-30- | W | G | Z | WN | N |	24W	2700K	700mA	2690 lm	70%
	A071-01-17- | W | G | Z | WN | N |	24W	3000K	700mA	2800 lm	70%
	A071-01-38- | W | G | Z | WN | N |	24W	3500K	700mA	2830 lm	70%
	A071-01-18- | W | G | Z | WN | N |	24W	4000K	700mA	2840 lm	70%
	A071-01-31- | W | G | Z | WN | N |	24W	2700K	700mA	2690 lm	70%
	A071-01-23- | W | G | Z | WN | N |	24W	3000K	700mA	2800 lm	70%
	PUSH A071-01-39- | W | G | Z | WN | N |	24W	3500K	700mA	2830 lm	70%
	PUSH A071-01-24- | W | G | Z | WN | N |	24W	4000K	700mA	2840 lm	70%
	A071-01-33- | W | G | Z | WN | N |	24W	2700K	700mA	2690 lm	70%
	A071-01-21- | W | G | Z | WN | N |	24W	3000K	700mA	2800 lm	70%
	DALI A071-01-40- | W | G | Z | WN | N |	24W	3500K	700mA	2830 lm	70%
	DALI A071-01-22- | W | G | Z | WN | N |	24W	4000K	700mA	2840 lm	70%

220 240 V~ | IP20 | CRI>90 | L90B10 >55.000 h

MacAdam Step 2 | INCL | Ø140 | 60°

DIM PHASE CUT & OTHER DIM OPTIONS PLEASE CONSULT

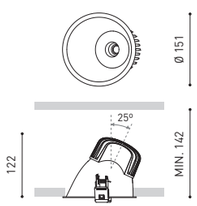

LEX ASYMMETRIC 1 & 2

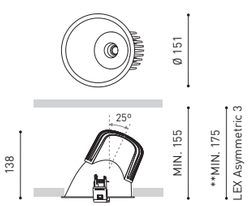

LEX ASYMMETRIC 3**
LEX ASYMMETRIC Tunable White
LEX ASYMMETRIC Dim To Warm

		P	CCT	I	Flux	LOR
LEX Asymmetric Tunable White	A369-01-00- | W | G | Z | WN | N |	21,5W	2700-5000K	600mA	2300 lm	70%
LEX Asymmetric DIM to warm	A369-02-00- | W | G | Z | WN | N |	20W	1800-3000K	600mA	2150 lm	70%

220 240 V~ | IP20 | CRI>90 | L80B10 >55.000 h

MacAdam Step 3 | DALI | INCL | Ø140 | 68°

OPTIONAL ACCESSORY

LEX High Chromatic LED * » 295

NOT SOLD SEPARATELY

COLOUR | W □ | G ■ | Z ■ | WN □■ | N ■ | MATERIAL | AL | PC | RAL » 328

OTHER CCT PLEASE CONSULT | * ACCESSORY & COLOURS AFFECT THE LIGHTING PARAMETERS

» 304



LEX ASYMMETRIC BLUE ON



LEX ASYMMETRIC BLUE OFF

		P	CCT	I	Flux	LOR
LEX Asymmetric Blue 1	A071-02-25- | W |	10W	2700K	300mA	1370 lm	70%
	A071-02-01- | W |	10W	3000K	300mA	1420 lm	70%
	A071-02-34- | W |	10W	3500K	300mA	1435 lm	70%
	A071-02-02- | W |	10W	4000K	300mA	1440 lm	70%
LEX Asymmetric Blue 2	A071-02-26- | W |	17W	2700K	500mA	2070 lm	70%
	A071-02-03- | W |	17W	3000K	500mA	2150 lm	70%
	A071-02-35- | W |	17W	3500K	500mA	2170 lm	70%
	A071-02-04- | W |	17W	4000K	500mA	2180 lm	70%
	A071-02-27- | W |	17W	2700K	500mA	2070 lm	70%
	A071-02-07- | W |	17W	3000K	500mA	2150 lm	70%
	PUSH A071-02-36- | W |	17W	3500K	500mA	2170 lm	70%
	PUSH A071-02-08- | W |	17W	4000K	500mA	2180 lm	70%
	A071-02-29- | W |	17W	2700K	500mA	2070 lm	70%
	A071-02-15- | W |	17W	3000K	500mA	2150 lm	70%
	DALI A071-02-37- | W |	17W	3500K	500mA	2170 lm	70%
	DALI A071-02-16- | W |	17W	4000K	500mA	2180 lm	70%
LEX Asymmetric Blue 3	A071-02-30- | W |	24W	2700K	700mA	2690 lm	70%
	A071-02-17- | W |	24W	3000K	700mA	2800 lm	70%
	A071-02-38- | W |	24W	3500K	700mA	2830 lm	70%
	A071-02-18- | W |	24W	4000K	700mA	2840 lm	70%
	A071-02-31- | W |	24W	2700K	700mA	2690 lm	70%
	A071-02-23- | W |	24W	3000K	700mA	2800 lm	70%
	PUSH A071-02-39- | W |	24W	3500K	700mA	2830 lm	70%
	PUSH A071-02-24- | W |	24W	4000K	700mA	2840 lm	70%
	A071-02-33- | W |	24W	2700K	700mA	2690 lm	70%
	A071-02-21- | W |	24W	3000K	700mA	2800 lm	70%
	DALI A071-02-40- | W |	24W	3500K	700mA	2830 lm	70%
	DALI A071-02-22- | W |	24W	4000K	700mA	2840 lm	70%

220 240 V~ | IP20 | CRI>90 | L90B10 >55.000 h

MacAdam Step 2 | INCL | Ø140 | 60°

DIM PHASE CUT & OTHER DIM OPTIONS PLEASE CONSULT

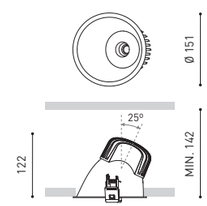

LEX ASYMMETRIC
Blue 1 & 2

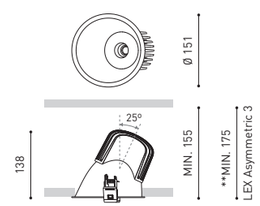

LEX ASYMMETRIC Blue 3**
LEX ASYMMETRIC Blue Tunable White
LEX ASYMMETRIC Blue Dim To Warm

		P	CCT	I	Flux	LOR
LEX Asymmetric Blue Tunable White	A369-11-00- | W |	21,5W	2700-5000K	600mA	2300 lm	70%
LEX Asymmetric Blue DIM to warm	A369-12-00- | W |	20W	1800-3000K	600mA	2150 lm	70%

220 240 V~ | IP20 | CRI>90 | L80B10 >55.000 h

MacAdam Step 3 | DALI | INCL | Ø140 | 68°

OPTIONAL ACCESSORY

LEX High Chromatic LED » 295

NOT SOLD SEPARATELY
AFFECTS THE LIGHTING PARAMETERS

COLOUR | W □ | MATERIAL | AL | PC | RAL » 328

OTHER CCT PLEASE CONSULT

» 304

DUOMO

				P	CCT	I	Flux	LOR
DUOMO IP65/IP20	A285-01-11-	W	IP65 / IP20	16,5W	3000K	500mA	2450 lm	80%
	A285-01-12-	W	IP65 / IP20	16,5W	4000K	500mA	2500 lm	80%
	A285-02- ⊚ -1-	W	IP65 / IP20	41W	3000K	1200mA	5100 lm	80%
	A285-02- ⊚ -2-	W	IP65 / IP20	41W	4000K	1200mA	5200 lm	80%

220 240 V~ | CRI>90 | L90B10 >55.000 h

MacAdam Step 2 | OPTIONS* | INCL | Ø177 | UGR <19 | 42º

				P	CCT	I	Flux	LOR
DUOMO IP65/IP65	A285-11-11-	W	IP65 / IP65	16,5W	3000K	500mA	2450 lm	80%
	A285-11-12-	W	IP65 / IP65	16,5W	4000K	500mA	2500 lm	80%
	A285-12-11-	W	IP65 / IP65	41W	3000K	1200mA	5100 lm	80%
	A285-12-12-	W	IP65 / IP65	41W	4000K	1200mA	5200 lm	80%

220 240 V~ | CRI>90 | L90B10 >55.000 h

MacAdam Step 2 | INCL | IP65 | Ø177 | UGR <19 | 42º

⊚	*OPTIONS
1	No DIM
2	DIM Push
4	DIM DALI

DIM PHASE CUT & OTHER DIM OPTIONS PLEASE CONSULT

OPTIONAL

DUOMO **High Chromatic LED** (i) » 295

NOT SOLD SEPARATELY | AFFECTS THE LIGHTING PARAMETERS

DUOMO IP65 / IP20

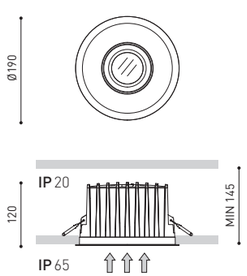

DUOMO IP65 / IP65

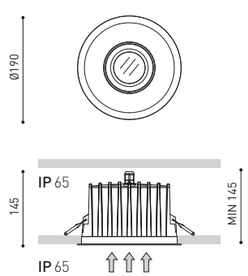

COLOUR | W □ | MATERIAL | AL | PC | OPTICAL GLASS | RAL (i) » 328

OTHER CCT PLEASE CONSULT

» 304

PUCK RECESSED

Extended Family
Puck_116
Puck S 48V_220

				P	CCT	I	Flux	LOR
PUCK S Recessed	A313-00- ⊚ -0-	WT | NT	IP20	5W	2700K	150mA	670 lm	80%
	A313-00- ⊚ -1-	WT | NT	IP20	5W	3000K	150mA	700 lm	80%
	A313-00- ⊚ -2-	WT | NT	IP20	5W	4000K	150mA	710 lm	80%
PUCK S Recessed IP54	A314-00- ⊚ -0-	WT | NT	IP54	5W	2700K	150mA	670 lm	80%
	A314-00- ⊚ -1-	WT | NT	IP54	5W	3000K	150mA	700 lm	80%
	A314-00- ⊚ -2-	WT | NT	IP54	5W	4000K	150mA	710 lm	80%

220 240 V~ | CRI>90 | L90B10 >55.000 h

MacAdam Step 2 | OPTIONS* | INCL | Ø59 | UGR <19 | 42º



				P	CCT	I	Flux	LOR
PUCK M Recessed	A313-10- ⊚ -0-	WT | NT	IP20	9W	2700K	500mA	1090 lm	80%
	A313-10- ⊚ -1-	WT | NT	IP20	9W	3000K	500mA	1160 lm	80%
	A313-10- ⊚ -2-	WT | NT	IP20	9W	4000K	500mA	1230 lm	80%
PUCK M Recessed IP54	A314-10- ⊚ -0-	WT | NT	IP54	9W	2700K	500mA	1090 lm	80%
	A314-10- ⊚ -1-	WT | NT	IP54	9W	3000K	500mA	1160 lm	80%
	A314-10- ⊚ -2-	WT | NT	IP54	9W	4000K	500mA	1230 lm	80%

220 240 V~ | CRI>90 | L80B10 >60.000 h

MacAdam Step 2 | OPTIONS* | INCL | Ø73 | UGR <19 | 45º

				P	CCT	I	Flux	LOR
PUCK L Recessed	A313-20- ⊚ -0-	WT | NT	IP20	12W	2700K	350mA	1550 lm	82%
	A313-20- ⊚ -1-	WT | NT	IP20	12W	3000K	350mA	1610 lm	82%
	A313-20- ⊚ -2-	WT | NT	IP20	12W	4000K	350mA	1640 lm	82%
PUCK L Recessed IP54	A314-20- ⊚ -0-	WT | NT	IP54	12W	2700K	350mA	1550 lm	82%
	A314-20- ⊚ -1-	WT | NT	IP54	12W	3000K	350mA	1610 lm	82%
	A314-20- ⊚ -2-	WT | NT	IP54	12W	4000K	350mA	1640 lm	82%

220 240 V~ | CRI>90 | L90B10 >55.000 h

MacAdam Step 2 | OPTIONS* | INCL | Ø86 | UGR <19 | 47º

⊚	*OPTIONS
1	No DIM
2	DIM DALI | Push
5	DIM Phase Cut**

** NOT AVAILABLE FOR PUCK S RECESSED | OTHER DIM OPTIONS PLEASE CONSULT

PUCK S RECESSED

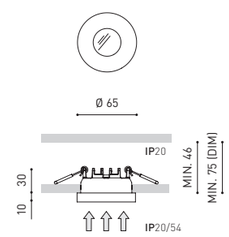

PUCK M RECESSED

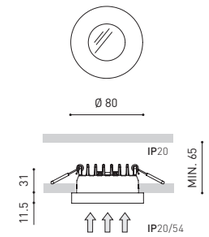

PUCK L RECESSED

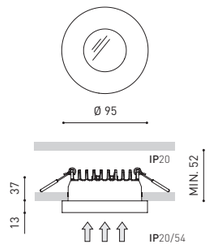

COLOUR | WT □ | NT ■ | MATERIAL | AL | OPTICAL GLASS | RAL (i) » 328

» 304

ALASKA TRIMLESS

		CCT	LOR
ALASKA **Trimless**	**A401-00-00-** | **N** |	2700K	30%
	A401-00-01- | **N** |	3000K	30%

III **IP**44 | CRI>90 | L90B10 > 55.000 h

MacAdam Step 2 | EXCL** | EXCL* | 21°

*DRIVER OPTIONS		P	I	CCT	Flux
NO DIM	**0434-00-42** 1 to 4 Alaska Trimless	4,5W	500mA	2700K	475 lm
				3000K	500 lm
DALI	**0434-00-44** 1 to 4 Alaska Trimless	4,5W	500mA	2700K	475 lm
				3000K	500 lm

220 240 V~ | DRIVER MUST BE PLACED ON REMOTE | DIM PHASE CUT & OTHER DIM OPTIONS PLEASE CONSULT » 296

ACCESSORY

ALASKA **Trimless Accessory**** A401-10-00

MANDATORY FOR INSTALLATION

OPTIONAL ACCESSORY

TRIMLESS TOOL **D43 X D70mm** A478-00-02

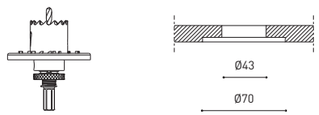

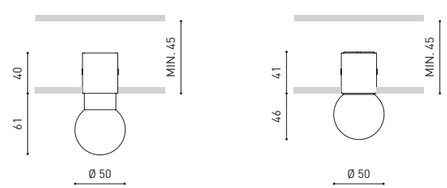

OPTION A

OPTION B

COLOUR | N ■ | MATERIAL | AL | OPTICAL GLASS | RAL » 328

OTHER CCT OPTIONS PLEASE CONSULT » 304

Extended Family
Alaska_130
Alaska 24V_189
Alaska Fancy Shape_248

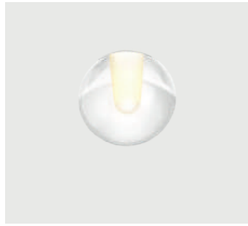

		P	CCT	I	Flux	LOR
ALASKA **Big Trimless**	**A426-00-** ① **-0-** | **N** |	9,3W	2700K	550mA	1130 lm	37%
	A426-00- ① **-1-** | **N** |	9,3W	3000K	550mA	1200 lm	37%

220 240 V~ | □ **IP**44 | CRI>90 | L90B10 > 60.000 h

MacAdam Step 2 | OPTIONS* | EXCL** | INCL | 44°

①	OPTIONS*
1	No DIM
2	DIM DALI
3	DIM Push

DIM PHASE CUT & OTHER DIM OPTIONS PLEASE CONSULT

ACCESSORY

ALASKA BIG **Trimless Accessory**** A426-10-00

MANDATORY FOR INSTALLATION

OPTIONAL ACCESSORY

TRIMLESS TOOL **D59 X D100mm** A478-00-03

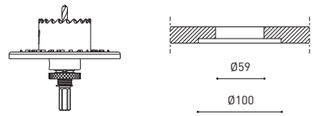

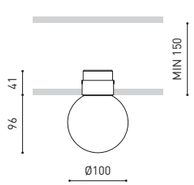

COLOUR | N ■ | MATERIAL | AL | OPTICAL GLASS | RAL » 328

OTHER CCT OPTIONS PLEASE CONSULT » 304

OLYMPIA

		P	CCT	I	Flux	LOR
OLYMPIA Mini	A258-00- ⓪ -1- | W |	5,5W	3000K	500mA	800 lm	63%
	A258-00- ⓪ -2- | W |	5,5W	4000K	500mA	825 lm	63%

220 240 V~ | IP54 | IK10 | CRI>90 | L80B10 >60.000 h | MacAdam Step 2 | OPTIONS* | INCL | 52 X 167 | 87°

		P	CCT	I	Flux	LOR
OLYMPIA	A257-00- ⓪ -1- | W |	10,5W	3000K	350mA	1550 lm	67%
	A257-00- ⓪ -2- | W |	10,5W	4000K	350mA	1575 lm	67%

220 240 V~ | IP54 | IK10 | CRI>90 | L80B10 >60.000 h | MacAdam Step 2 | OPTIONS* | INCL | 70 X 285 | 101°

⓪	*OPTIONS
1	No DIM
2	DIM Push
4	DIM DALI

DIM PHASE CUT & OTHER DIM OPTIONS PLEASE CONSULT

OLYMPIA MINI

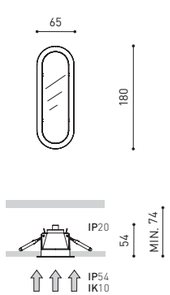

OLYMPIA

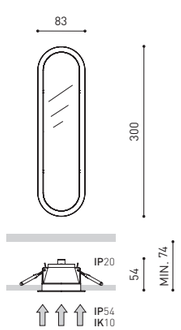

COLOUR | W □ | MATERIAL | AL | PC | PC | RAL ⓘ » 328

EASY CUT OUT INSTALLATION, TEMPLATE INCLUDED & » 304

DEEP



		P	CCT	I	Flux	LOR
DEEP Mini 2	A250- ○ -2- ⓪ -0- | WT |	7W	2700K	500mA	975 lm	76%
	A250- ○ -2- ⓪ -1- | WT |	7W	3000K	500mA	1050 lm	76%
	A250- ○ -2- ⓪ -2- | WT |	7W	4000K	500mA	1075 lm	76%
DEEP Mini 3	A250- ○ -3- ⓪ -0- | WT |	10W	2700K	700mA	1275 lm	76%
	A250- ○ -3- ⓪ -1- | WT |	10W	3000K	700mA	1375 lm	76%
	A250- ○ -3- ⓪ -2- | WT |	10W	4000K	700mA	1400 lm	76%

220 240 V~ | IP43 | IP54* | CRI>90 | L80B10 >60.000 h | MacAdam Step 2 | OPTIONS** | INCL | Ø122 | 89°

		P	CCT	I	Flux	LOR
DEEP 1	A249- ○ -1- ⓪ -0- | WT |	10,5W	2700K	350mA	1525 lm	85%
	A249- ○ -1- ⓪ -1- | WT |	10,5W	3000K	350mA	1650 lm	85%
	A249- ○ -1- ⓪ -2- | WT |	10,5W	4000K	350mA	1675 lm	85%
DEEP 2	A249- ○ -2- ⓪ -0- | WT |	15,5W	2700K	500mA	2100 lm	85%
	A249- ○ -2- ⓪ -1- | WT |	15,5W	3000K	500mA	2275 lm	85%
	A249- ○ -2- ⓪ -2- | WT |	15,5W	4000K	500mA	2300 lm	85%
DEEP 3	A249- ○ -3- ⓪ -0- | WT |	22W	2700K	700mA	2800 lm	85%
	A249- ○ -3- ⓪ -1- | WT |	22W	3000K	700mA	3025 lm	85%
	A249- ○ -3- ⓪ -2- | WT |	22W	4000K	700mA	3075 lm	85%
DEEP 4	A249- ○ -4- ⓪ -1- | WT |	27W	3000K	700mA	4050 lm	87%
	A249- ○ -4- ⓪ -2- | WT |	27W	4000K	700mA	4100 lm	87%

220 240 V~ | IP43 | IP54* | CRI>90 | L80B10 >60.000 h | MacAdam Step 2 | OPTIONS** | INCL | Ø205 | 94°

		P	CCT	I	Flux	LOR
DEEP Maxi 2	A248- ○ -2- ⓪ -1- | WT |	15W	3000K	350mA	2450 lm	85%
	A248- ○ -2- ⓪ -2- | WT |	15W	4000K	350mA	2500 lm	85%
DEEP Maxi 3	A248- ○ -3- ⓪ -1- | WT |	22W	3000K	500mA	3450 lm	85%
	A248- ○ -3- ⓪ -2- | WT |	22W	4000K	500mA	3500 lm	85%
DEEP Maxi 4	A248- ○ -4- ⓪ -1- | WT |	31W	3000K	700mA	4700 lm	85%
	A248- ○ -4- ⓪ -2- | WT |	31W	4000K	700mA	4775 lm	85%
DEEP Maxi 5	A248- ○ -5- ⓪ -1- | WT |	40W	3000K	900mA	5825 lm	85%
	A248- ○ -5- ⓪ -2- | WT |	40W	4000K	900mA	5925 lm	85%

220 240 V~ | IP43 | IP54* | CRI>90 | L80B10 >60.000 h | MacAdam Step 2 | OPTIONS** | INCL | Ø320 | 99°

○	*OPTIONS
0	IP43
1	IP54

⓪	**OPTIONS
1	No DIM
2	DIM Push
4	DIM DALI

DIM PHASE CUT & OTHER DIM OPTIONS PLEASE CONSULT

DEEP MINI

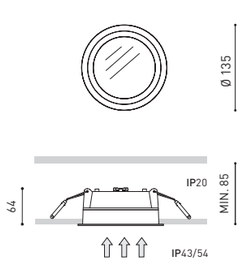

DEEP

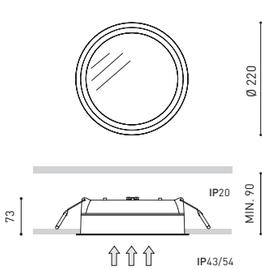

DEEP MAXI

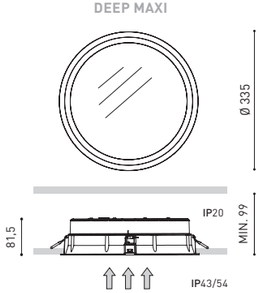

COLOUR | WT □ | MATERIAL | AL | PMMA | RAL ⓘ » 328

& » 304

DROP

		P	CCT	I	Flux	LOR
DROP Micro 1	A224-01-10- | WT | NT |	5W	2700K	140mA	700 lm	72%
	A224-01-11- | WT | NT |	5W	3000K	140mA	730 lm	72%
	A224-01-12- | WT | NT |	5W	4000K	140mA	750 lm	72%
DROP Micro 2	A224-02- ⓪ -0- | WT | NT |	7,5W	2700K	200mA	950 lm	72%
	A224-02- ⓪ -1- | WT | NT |	7,5W	3000K	200mA	1000 lm	72%
	A224-02- ⓪ -2- | WT | NT |	7,5W	4000K	200mA	1030 lm	72%

220 240 V~ | IP54 | CRI>80 | L90B10 >55.000 h

MacAdam Step 2 | OPTIONS* | FAST | CONNEC | INCL | Ø73 | 81°



		P	CCT	I	Flux	LOR
DROP Micro Trans 1	A223-01-10- | WT | NT |	5W	2700K	140mA	700 lm	80%
	A223-01-11- | WT | NT |	5W	3000K	140mA	730 lm	80%
	A223-01-12- | WT | NT |	5W	4000K	140mA	750 lm	80%
DROP Micro Trans 2	A223-02- ⓪ -0- | WT | NT |	7,5W	2700K	200mA	950 lm	80%
	A223-02- ⓪ -1- | WT | NT |	7,5W	3000K	200mA	1000 lm	80%
	A223-02- ⓪ -2- | WT | NT |	7,5W	4000K	200mA	1030 lm	80%

220 240 V~ | IP54 | CRI>80 | L90B10 >55.000 h

MacAdam Step 2 | OPTIONS* | FAST | CONNEC | INCL | Ø73 | UGR <19 | 38°

⓪	*OPTIONS
1	No DIM
2	DIM Phase Cut

OTHER DIM OPTIONS PLEASE CONSULT

		P	CCT	I	Flux	LOR
DROP Mini 2	A194- ○ -2- ⓪ -0- | WT |	7W	2700K	500mA	975 lm	78%
	A194- ○ -2- ⓪ -1- | WT |	7W	3000K	500mA	1050 lm	78%
	A194- ○ -2- ⓪ -2- | WT |	7W	4000K	500mA	1075 lm	78%
DROP Mini 3	A194- ○ -3- ⓪ -0- | WT |	10W	2700K	700mA	1275 lm	78%
	A194- ○ -3- ⓪ -1- | WT |	10W	3000K	700mA	1375 lm	78%
	A194- ○ -3- ⓪ -2- | WT |	10W	4000K	700mA	1400 lm	78%

220 240 V~ | IP43 | IP54* | CRI>90 | L80B10 >60.000 h

MacAdam Step 2 | OPTIONS** | INCL | Ø140 | 94°

○	*OPTIONS
0	IP43
1	IP54

⓪	**OPTIONS
1	No DIM
2	DIM Push
4	DIM DALI

DIM PHASE CUT & OTHER DIM OPTIONS PLEASE CONSULT

DROP MICRO
DROP MICRO TRANS

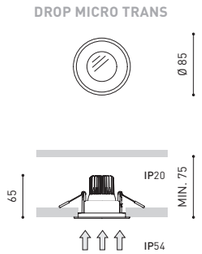

DROP MIN

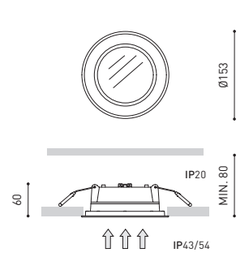

COLOUR | WT □ | NT ■ | MATERIAL | AL | PMMA || AL | GL-TRANS | RAL » 328

COLOUR | WT □ | MATERIAL | AL | PMMA | & » 304

		P	CCT	I	Flux	LOR
DROP 1	A193- ○ -1- ⓪ -0- | WT |	10,5W	2700K	350mA	1525 lm	86%
	A193- ○ -1- ⓪ -1- | WT |	10,5W	3000K	350mA	1650 lm	86%
	A193- ○ -1- ⓪ -2- | WT |	10,5W	4000K	350mA	1675 lm	86%
DROP 2	A193- ○ -2- ⓪ -0- | WT |	15,5W	2700K	500mA	2100 lm	86%
	A193- ○ -2- ⓪ -1- | WT |	15,5W	3000K	500mA	2275 lm	86%
	A193- ○ -2- ⓪ -2- | WT |	15,5W	4000K	500mA	2300 lm	86%
DROP 3	A193- ○ -3- ⓪ -0- | WT |	22W	2700K	700mA	2800 lm	86%
	A193- ○ -3- ⓪ -1- | WT |	22W	3000K	700mA	3025 lm	86%
	A193- ○ -3- ⓪ -2- | WT |	22W	4000K	700mA	3075 lm	86%
DROP 4	A193- ○ -4- ⓪ -1- | WT |	27W	3000K	700mA	4050 lm	88%
	A193- ○ -4- ⓪ -2- | WT |	27W	4000K	700mA	4100 lm	88%

220 240 V~ | IP43 | IP54* | CRI>90 | L80B10 >60.000 h

MacAdam Step 2 | OPTIONS** | INCL | Ø245 | 98°

		P	CCT	I	Flux	LOR
DROP Maxi 2	A235- ○ -2- ⓪ -1- | WT |	15W	3000K	350mA	2450 lm	84%
	A235- ○ -2- ⓪ -2- | WT |	15W	4000K	350mA	2500 lm	84%
DROP Maxi 3	A235- ○ -3- ⓪ -1- | WT |	22W	3000K	500mA	3450 lm	84%
	A235- ○ -3- ⓪ -2- | WT |	22W	4000K	500mA	3500 lm	84%
DROP Maxi 4	A235- ○ -4- ⓪ -1- | WT |	31W	3000K	700mA	4700 lm	84%
	A235- ○ -4- ⓪ -2- | WT |	31W	4000K	700mA	4775 lm	84%
DROP Maxi 5	A235- ○ -5- ⓪ -1- | WT |	40W	3000K	900mA	5825 lm	84%
	A235- ○ -5- ⓪ -2- | WT |	40W	4000K	900mA	5925 lm	84%

220 240 V~ | IP43 | IP54* | CRI>90 | L80B10 >60.000 h

MacAdam Step 2 | OPTIONS** | INCL | Ø375 | 97°

○	*OPTIONS
0	IP43
1	IP54

⓪	**OPTIONS
1	No DIM
2	DIM Push
4	DIM DALI

DIM PHASE CUT & OTHER DIM OPTIONS PLEASE CONSULT

DROP

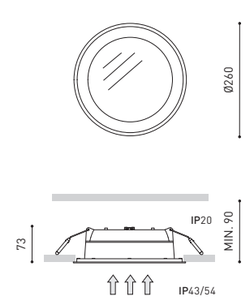

DROP MAXI

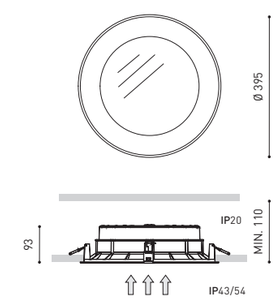

COLOUR | WT □ | MATERIAL | AL | PMMA | RAL » 328

& » 304

STRAM

		P	CCT	I	Flux	LOR
STRAM Mini Prismatic 2	A237-02- ◎ -0- | WT |	7W	2700K	500mA	975 lm	80%
	A237-02- ◎ -1- | WT |	7W	3000K	500mA	1050 lm	80%
	A237-02- ◎ -2- | WT |	7W	4000K	500mA	1075 lm	80%
STRAM Mini Prismatic 3	A237-03- ◎ -0- | WT |	10W	2700K	700mA	1275 lm	80%
	A237-03- ◎ -1- | WT |	10W	3000K	700mA	1375 lm	80%
	A237-03- ◎ -2- | WT |	10W	4000K	700mA	1400 lm	80%

220 240 V~ | IP43 | IP54** | CRI>90 | L80B10 >60.000 h

MacAdam Step 2 | OPTIONS* | INCL | Ø122 | 87°

		P	CCT	I	Flux	LOR
STRAM Prismatic 1	A198-01- ◎ -0- | WT |	10,5W	2700K	350mA	1525 lm	87%
	A198-01- ◎ -1- | WT |	10,5W	3000K	350mA	1650 lm	87%
	A198-01- ◎ -2- | WT |	10,5W	4000K	350mA	1675 lm	87%
STRAM Prismatic 2	A198-02- ◎ -0- | WT |	15,5W	2700K	500mA	2100 lm	87%
	A198-02- ◎ -1- | WT |	15,5W	3000K	500mA	2275 lm	87%
	A198-02- ◎ -2- | WT |	15,5W	4000K	500mA	2300 lm	87%
STRAM Prismatic 3	A198-03- ◎ -0- | WT |	22W	2700K	700mA	2800 lm	87%
	A198-03- ◎ -1- | WT |	22W	3000K	700mA	3025 lm	87%
	A198-03- ◎ -2- | WT |	22W	4000K	700mA	3075 lm	87%
STRAM Prismatic 4	A198-04- ◎ -1- | WT |	27W	3000K	700mA	4050 lm	89%
	A198-04- ◎ -2- | WT |	27W	4000K	700mA	4100 lm	89%

220 240 V~ | IP43 | IP54** | CRI>90 | L80B10 >60.000 h

MacAdam Step 2 | OPTIONS* | INCL | Ø205 | UGR <19 | 93°

◎	*OPTIONS
1	No DIM
2	DIM Push
4	DIM DALI

DIM PHASE CUT & OTHER DIM OPTIONS PLEASE CONSULT

STRAM MINI PRISMATIC

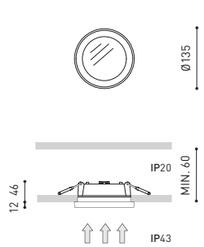

STRAM PRISMATIC

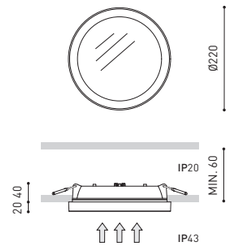

COLOUR | WT ☐ | MATERIAL | AL | PMMA | RAL ⓘ » 328

** IP54 PLEASE CONSULT

& » 304

		P	CCT	I	Flux	LOR
STRAM Mini 2	A236- ○ -2- ◎ -0- | WT |	7W	2700K	500mA	975 lm	80%
	A236- ○ -2- ◎ -1- | WT |	7W	3000K	500mA	1050 lm	80%
	A236- ○ -2- ◎ -2- | WT |	7W	4000K	500mA	1075 lm	80%
STRAM Mini 3	A236- ○ -3- ◎ -0- | WT |	10W	2700K	700mA	1275 lm	80%
	A236- ○ -3- ◎ -1- | WT |	10W	3000K	700mA	1375 lm	80%
	A236- ○ -3- ◎ -2- | WT |	10W	4000K	700mA	1400 lm	80%

220 240 V~ | IP43 | IP54* | CRI>90 | L80B10 >60.000 h

MacAdam Step 2 | OPTIONS** | INCL | Ø122 | 100°

		P	CCT	I	Flux	LOR
STRAM 1	A197- ○ -1- ◎ -0- | WT |	10,5W	2700K	350mA	1525 lm	87%
	A197- ○ -1- ◎ -1- | WT |	10,5W	3000K	350mA	1650 lm	87%
	A197- ○ -1- ◎ -2- | WT |	10,5W	4000K	350mA	1675 lm	87%
STRAM 2	A197- ○ -2- ◎ -0- | WT |	15,5W	2700K	500mA	2100 lm	87%
	A197- ○ -2- ◎ -1- | WT |	15,5W	3000K	500mA	2275 lm	87%
	A197- ○ -2- ◎ -2- | WT |	15,5W	4000K	500mA	2300 lm	87%
STRAM 3	A197- ○ -3- ◎ -0- | WT |	22W	2700K	700mA	2800 lm	87%
	A197- ○ -3- ◎ -1- | WT |	22W	3000K	700mA	3025 lm	87%
	A197- ○ -3- ◎ -2- | WT |	22W	4000K	700mA	3075 lm	87%
STRAM 4	A197- ○ -4- ◎ -1- | WT |	27W	3000K	700mA	4050 lm	89%
	A197- ○ -4- ◎ -2- | WT |	27W	4000K	700mA	4100 lm	89%

220 240 V~ | IP43 | IP54* | CRI>90 | L80B10 >60.000 h

MacAdam Step 2 | OPTIONS** | INCL | Ø205 | 99°

○	*OPTIONS
0	IP43
1	IP54

◎	**OPTIONS
1	No DIM
2	DIM Push
4	DIM DALI

DIM PHASE CUT & OTHER DIM OPTIONS PLEASE CONSULT

STRAM MINI

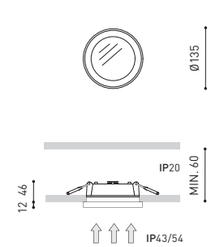

STRAM

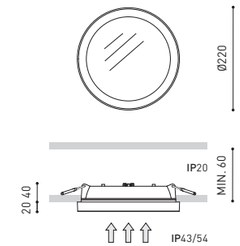

COLOUR | WT ☐ | MATERIAL | AL | PMMA | RAL ⓘ » 328

& » 304

FOX



		P	CCT	I	Flux	LOR
FOX Mini 2	A218-02- ⓪ -0- | W |	7W	2700K	500mA	925 lm	66%
	A218-02- ⓪ -1- | W |	7W	3000K	500mA	1000 lm	66%
	A218-02- ⓪ -2- | W |	7W	4000K	500mA	1025 lm	66%
FOX Mini 3	A218-03- ⓪ -0- | W |	10W	2700K	700mA	1200 lm	66%
	A218-03- ⓪ -1- | W |	10W	3000K	700mA	1300 lm	66%
	A218-03- ⓪ -2- | W |	10W	4000K	700mA	1325 lm	66%

220 240 V~ | IP54 | IK10 | CRI>90 | L80B10 >60.000 h

MacAdam Step 2 | OPTIONS* | INCL | Ø122 | 111°

		P	CCT	I	Flux	LOR
FOX 1	A217-01- ⓪ -0- | W |	10,5W	2700K	350mA	1500 lm	74%
	A217-01- ⓪ -1- | W |	10,5W	3000K	350mA	1625 lm	74%
	A217-01- ⓪ -2- | W |	10,5W	4000K	350mA	1650 lm	74%
FOX 2	A217-02- ⓪ -0- | W |	15,5W	2700K	500mA	2050 lm	74%
	A217-02- ⓪ -1- | W |	15,5W	3000K	500mA	2225 lm	74%
	A217-02- ⓪ -2- | W |	15,5W	4000K	500mA	2250 lm	74%

220 240 V~ | IP54 | IK10 | CRI>90 | L80B10 >60.000 h

MacAdam Step 2 | OPTIONS* | INCL | Ø205 | 112°

⓪	*OPTIONS
1	No DIM
2	DIM Push
4	DIM DALI

DIM PHASE CUT & OTHER DIM OPTIONS PLEASE CONSULT

FOX MINI

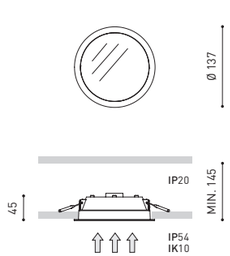

FOX

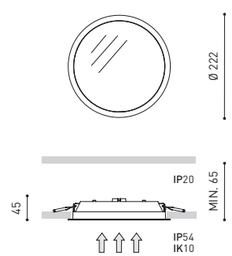

COLOUR | W ☐ | MATERIAL | PC | PC | RAL ⓘ » 328

& » 304

MIX

		P	CCT	I	Flux	LOR
MIX Mini 2	A188- ○ -2- ⓪ -0- | W |	7W	2700K	500mA	975 lm	75%
	A188- ○ -2- ⓪ -1- | W |	7W	3000K	500mA	1050 lm	75%
	A188- ○ -2- ⓪ -2- | W |	7W	4000K	500mA	1075 lm	75%
MIX Mini 3	A188- ○ -3- ⓪ -0- | W |	10W	2700K	700mA	1275 lm	75%
	A188- ○ -3- ⓪ -1- | W |	10W	3000K	700mA	1375 lm	75%
	A188- ○ -3- ⓪ -2- | W |	10W	4000K	700mA	1400 lm	75%

220 240 V~ | IP43 | IP54* | CRI>90 | L80B10 >60.000 h

MacAdam Step 2 | OPTIONS** | INCL | Ø122 | 97°

		P	CCT	I	Flux	LOR
MIX 1	A187- ○ -1- ⓪ -0- | W |	10,5W	2700K	350mA	1525 lm	83%
	A187- ○ -1- ⓪ -1- | W |	10,5W	3000K	350mA	1650 lm	83%
	A187- ○ -1- ⓪ -2- | W |	10,5W	4000K	350mA	1675 lm	83%
MIX 2	A187- ○ -2- ⓪ -0- | W |	15,5W	2700K	500mA	2100 lm	83%
	A187- ○ -2- ⓪ -1- | W |	15,5W	3000K	500mA	2275 lm	83%
	A187- ○ -2- ⓪ -2- | W |	15,5W	4000K	500mA	2300 lm	83%
MIX 3	A187- ○ -3- ⓪ -0- | W |	22W	2700K	700mA	2800 lm	83%
	A187- ○ -3- ⓪ -1- | W |	22W	3000K	700mA	3025 lm	83%
	A187- ○ -3- ⓪ -2- | W |	22W	4000K	700mA	3075 lm	83%
MIX 4	A187- ○ -4- ⓪ -1- | W |	27W	3000K	700mA	4050 lm	85%
	A187- ○ -4- ⓪ -2- | W |	27W	4000K	700mA	4100 lm	85%

220 240 V~ | IP43 | IP54* | CRI>90 | L80B10 >60.000 h

MacAdam Step 2 | OPTIONS** | INCL | Ø205 | 102°

○	*OPTIONS
0	IP43
1	IP54

⓪	**OPTIONS
1	No DIM
2	DIM Push
4	DIM DALI

DIM PHASE CUT & OTHER DIM OPTIONS PLEASE CONSULT

MIX MINI

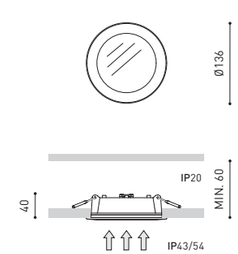

MIX

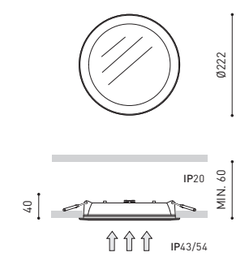

COLOUR | W ☐ | MATERIAL | AL | PMMA | RAL ⓘ » 328

& » 304

MADISON



		P	CCT	I	Flux	LOR
MADISON 1	A190-01- ⓪ -1- | W |	10,5W	3000K	350mA	1650 lm	82%
	A190-01- ⓪ -2- | W |	10,5W	4000K	350mA	1675 lm	82%
MADISON 2	A190-02- ⓪ -1- | W |	15,5W	3000K	500mA	2275 lm	82%
	A190-02- ⓪ -2- | W |	15,5W	4000K	500mA	2300 lm	82%
MADISON 3	A190-03- ⓪ -1- | W |	22W	3000K	700mA	3025 lm	82%
	A190-03- ⓪ -2- | W |	22W	4000K	700mA	3075 lm	82%

220 240 V~ | IP43 | CRI>90 | L80B10 >60.000 h

MacAdam Step 2 | OPTIONS* | INCL | 205 X 205 | 100°

⓪	*OPTIONS
1	No DIM
2	DIM Push
4	DIM DALI

DIM PHASE CUT & OTHER DIM OPTIONS
PLEASE CONSULT

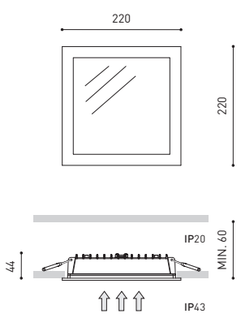

COLOUR | W □ | MATERIAL | AL | PMMA | RAL ⓘ » 328

& » 304

QUAD



		P	CCT	I	Flux	LOR
QUAD 2	A189-02- ⓪ -1- | W |	15,5W	3000K	500mA	2275 lm	76%
	A189-02- ⓪ -2- | W |	15,5W	4000K	500mA	2300 lm	76%
QUAD 3	A189-03- ⓪ -1- | W |	22W	3000K	700mA	3000 lm	76%
	A189-03- ⓪ -2- | W |	22W	4000K	700mA	3050 lm	76%

220 240 V~ | IP43 | CRI>90 | L80B10 >60.000 h

MacAdam Step 2 | OPTIONS* | INCL | Ø205 | 102°

⓪	*OPTIONS
1	No DIM
2	DIM Push
4	DIM DALI

DIM PHASE CUT & OTHER DIM OPTIONS
PLEASE CONSULT

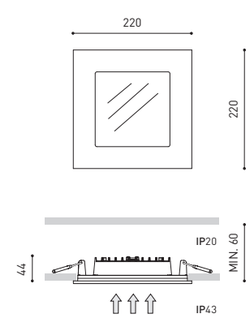

COLOUR | W □ | MATERIAL | AL | PMMA | RAL ⓘ » 328

& » 304

			P	CCT	I	Flux	LOR
DOT Fix	A061-01-10-	| W | IP43	5W	2700K	140mA	700 lm	92%
	A061-01-11-	| W | IP43	5W	3000K	140mA	730 lm	92%
	A061-01-12-	| W | IP43	5W	4000K	140mA	750 lm	92%
	A061-02- ⊙ -0-	| W | IP43	7,5W	2700K	200mA	950 lm	92%
	A061-02- ⊙ -1-	| W | IP43	7,5W	3000K	200mA	1000 lm	92%
	A061-02- ⊙ -2-	| W | IP43	7,5W	4000K	200mA	1030 lm	92%
DOT Fix IP54	A067-01-10-	| W | IP54	5W	2700K	140mA	700 lm	75%
	A067-01-11-	| W | IP54	5W	3000K	140mA	730 lm	75%
	A067-01-12-	| W | IP54	5W	4000K	140mA	750 lm	75%
	A067-02- ⊙ -0-	| W | IP54	7,5W	2700K	200mA	950 lm	75%
	A067-02- ⊙ -1-	| W | IP54	7,5W	3000K	200mA	1000 lm	75%
	A067-02- ⊙ -2-	| W | IP54	7,5W	4000K	200mA	1030 lm	75%

220 240 V~ | CRI>80 | L90B10 >55.000 h

MacAdam Step 2 | OPTIONS* | INCL | FAST | CONNEC | Ø62 | UGR <19 | 38°

			P	CCT	I	Flux	LOR
DOT Tilt	A063-01-10-	| W |	5W	2700K	140mA	700 lm	92%
	A063-01-11-	| W |	5W	3000K	140mA	730 lm	92%
	A063-01-12-	| W |	5W	4000K	140mA	750 lm	92%
	A063-02- ⊙ -0-	| W |	7,5W	2700K	200mA	950 lm	92%
	A063-02- ⊙ -1-	| W |	7,5W	3000K	200mA	1000 lm	92%
	A063-02- ⊙ -2-	| W |	7,5W	4000K	200mA	1030 lm	92%

220 240 V~ | IP20 | CRI>80 | L90B10 >55.000 h

MacAdam Step 2 | OPTIONS* | INCL | FAST | CONNEC | Ø75 | 30° | 38°

⊙	*OPTIONS
1	No DIM
2	DIM Phase Cut
3	DIM DALI | Push

OTHER DIM OPTIONS PLEASE CONSULT

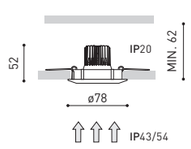

DOT FIX

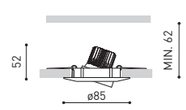

DOT TILT

COLOUR | W □ | MATERIAL | AL | RAL ⓘ » 328

& » 304

			P	CCT	I	Flux	LOR
BATH	A155-01-10-	| W |	5W	2700K	140mA	700 lm	75%
	A155-01-11-	| W |	5W	3000K	140mA	730 lm	75%
	A155-01-12-	| W |	5W	4000K	140mA	750 lm	75%
	A155-02- ⊙ -0-	| W |	7,5W	2700K	200mA	950 lm	75%
	A155-02- ⊙ -1-	| W |	7,5W	3000K	200mA	1000 lm	75%
GL-TRANS	A155-02- ⊙ -2-	| W |	7,5W	4000K	200mA	1030 lm	75%

220 240 V~ | IP65 | CRI>80 | L90B10 >55.000 h

MacAdam Step 2 | OPTIONS* | INCL | FAST | CONNEC | Ø70 | UGR <19 | 38°

			P	CCT	I	Flux	LOR
BATH Matt	A155-11-10-	| W |	5W	2700K	140mA	700 lm	64%
	A155-11-11-	| W |	5W	3000K	140mA	730 lm	64%
	A155-11-12-	| W |	5W	4000K	140mA	750 lm	64%
	A155-12- ⊙ -0-	| W |	7,5W	2700K	200mA	950 lm	64%
	A155-12- ⊙ -1-	| W |	7,5W	3000K	200mA	1000 lm	64%
GL-MATT	A155-12- ⊙ -2-	| W |	7,5W	4000K	200mA	1030 lm	64%

220 240 V~ | IP65 | CRI>80 | L90B10 >55.000 h

MacAdam Step 2 | OPTIONS* | INCL | FAST | CONNEC | Ø70 | 47°

⊙	*OPTIONS
1	No DIM
2	DIM Phase Cut

OTHER DIM OPTIONS PLEASE CONSULT

			P
BATH 12V	0350-00-00-	| W | GL-MATT	MAX 50W

GX5'3 | 12 V | III IP65

EXCL | Ø70

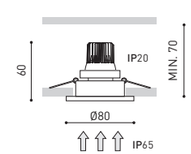

BATH

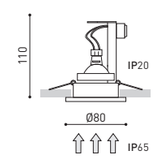

BATH 12V

COLOUR | W □ | MATERIAL | AL | RAL ⓘ » 328

CERTIFICATES NOT APPLICABLE FOR BATH 12V

& » 304

ESSENTIALS

		P	CCT	I	Flux	LOR
GAP	A171-01-10- | W |	5W	2700K	140mA	700 lm	80%
	A171-01-11- | W |	5W	3000K	140mA	730 lm	80%
	A171-01-12- | W |	5W	4000K	140mA	750 lm	80%
	A171-02- ⓪ -0- | W |	7,5W	2700K	200mA	950 lm	80%
	A171-02- ⓪ -1- | W |	7,5W	3000K	200mA	1000 lm	80%
	A171-02- ⓪ -2- | W |	7,5W	4000K	200mA	1030 lm	80%

220 240 V~ | IP20 | CRI>80 | L90B10 > 55.000 h

MacAdam Step 2 | OPTIONS* | INCL | FAST | CONNEC | Ø90 | UGR <19 | 38°

		P
GAP 12V	0354-00-00- | W |	MAX 50W

GX5'3 | 12 V | IP20

EXCL | Ø90

		P
GAP 230V	0355-00-00- | W |	MAX 50W

GZ10 | 220 240 V~ | IP20

Ø90

⓪	*OPTIONS
1	No DIM
2	DIM Phase Cut

OTHER DIM OPTIONS PLEASE CONSULT

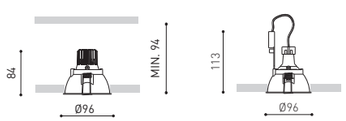

GAP | GAP 12V & 230V

COLOUR | W □ | MATERIAL | AL | RAL ⓘ » 328

& » 304

TWIST

		P	CCT	Beam	I	Flux	LOR
TWIST 1	A204-12-10- | WT | NT |	7W	2700K	19°	200mA	900 lm	92%
	A204-12-11- | WT | NT |	7W	3000K	19°	200mA	930 lm	92%
	A204-12-12- | WT | NT |	7W	4000K	19°	200mA	950 lm	92%
	A204-12-20- | WT | NT |	7W	2700K	40°	200mA	900 lm	86%
	A204-12-21- | WT | NT |	7W	3000K	40°	200mA	930 lm	86%
	A204-12-22- | WT | NT |	7W	4000K	40°	200mA	950 lm	86%
TWIST 2	A204-32-10- | WT | NT |	10,5W	2700K	19°	300mA	1270 lm	92%
	A204-32-11- | WT | NT |	10,5W	3000K	19°	300mA	1320 lm	92%
	A204-32-12- | WT | NT |	10,5W	4000K	19°	300mA	1340 lm	92%
	A204-32-20- | WT | NT |	10,5W	2700K	40°	300mA	1270 lm	86%
	A204-32-21- | WT | NT |	10,5W	3000K	40°	300mA	1320 lm	86%
	A204-32-22- | WT | NT |	10,5W	4000K	40°	300mA	1340 lm	86%

220 240 V~ | IP20 | CRI>90 | L90B10 > 55.000 h

MacAdam Step 2 | PHASE CUT * | INCL | 355° | 35° | 119 X 119 | 19° / 40°

* OTHER DIM OPTIONS PLEASE CONSULT

		P	CCT	Beam	I	Flux	LOR
TWIST Double 1	A204-22-10- | WT | NT |	2 X 7W	2700K	19°	200mA	2 X 900 lm	92%
	A204-22-11- | WT | NT |	2 X 7W	3000K	19°	200mA	2 X 930 lm	92%
	A204-22-12- | WT | NT |	2 X 7W	4000K	19°	200mA	2 X 950 lm	92%
	A204-22-20- | WT | NT |	2 X 7W	2700K	40°	200mA	2 X 900 lm	86%
	A204-22-21- | WT | NT |	2 X 7W	3000K	40°	200mA	2 X 930 lm	86%
	A204-22-22- | WT | NT |	2 X 7W	4000K	40°	200mA	2 X 950 lm	86%
TWIST Double 2	A204-42-10- | WT | NT |	2 X 10,5W	2700K	19°	300mA	2 X 1270 lm	92%
	A204-42-11- | WT | NT |	2 X 10,5W	3000K	19°	300mA	2 X 1320 lm	92%
	A204-42-12- | WT | NT |	2 X 10,5W	4000K	19°	300mA	2 X 1340 lm	92%
	A204-42-20- | WT | NT |	2 X 10,5W	2700K	40°	300mA	2 X 1270 lm	86%
	A204-42-21- | WT | NT |	2 X 10,5W	3000K	40°	300mA	2 X 1320 lm	86%
	A204-42-22- | WT | NT |	2 X 10,5W	4000K	40°	300mA	2 X 1340 lm	86%

220 240 V~ | IP20 | CRI>90 | L90B10 > 55.000 h

MacAdam Step 2 | PHASE CUT * | INCL | 355° | 35° | 219 X 119 | 19° / 40°

* OTHER DIM OPTIONS PLEASE CONSULT

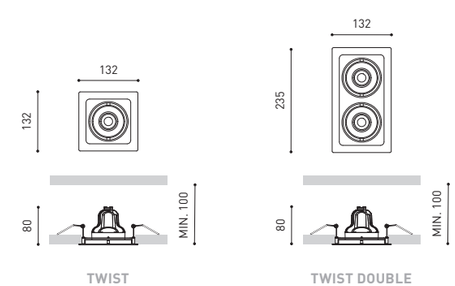

TWIST | TWIST DOUBLE

OPTIONAL

TWIST High Chromatic LED ⓘ » 295

NOT SOLD SEPARATELY
AFFECTS THE LIGHTING PARAMETERS

COLOUR | WT □ | NT ■ | MATERIAL | AL | RAL ⓘ » 328

& » 304

ORBITAL



P

ORBITAL Mini 1 Lark | A196-11-00- | W | N | **MAX** 1 X 7,5W

LARK | EXCL* | 220 240 V~ | IP20 | EXCL | X30°Y30° | 113 X 113

ORBITAL Mini 1 230V | A196-13-00- | W | N | **MAX** 1 X 50W

GZ10 | 220 240 V~ | IP20 | X30°Y30° | 113 X 113

P

ORBITAL Mini 2 Lark | A196-21-00- | W | N | **MAX** 2 X 7,5W

LARK | EXCL* | 220 240 V~ | IP20 | EXCL | X30°Y30° | 113 X 204

ORBITAL Mini 2 230V | A196-23-00- | W | N | **MAX** 2 X 50W

GZ10 | 220 240 V~ | IP20 | X30°Y30° | 113 X 204

P

ORBITAL Mini 3 Lark | A196-31-00- | W | N | **MAX** 3 X 7,5W

LARK | EXCL* | 220 240 V~ | IP20 | EXCL | X30°Y30° | 113 X 295

ORBITAL Mini 3 230V | A196-33-00- | W | N | **MAX** 3 X 50W

GZ10 | 220 240 V~ | IP20 | X30°Y30° | 113 X 295

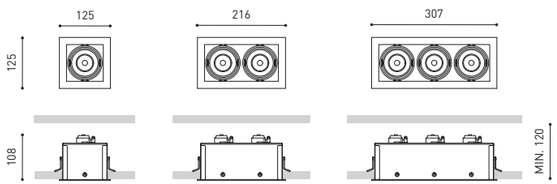

COLOUR | W □ | N ■ | MATERIAL | AL | RAL » 328

CERTIFICATES APPLICABLE FOR ORBITAL MINI LARK PRODUCTS & » 304

Lark

*LAMP OPTIONS

			P	CCT	I	Flux	Flux Out	LOR
Lark	NO DIM	0434-00-96	5W	2700K	140mA	700 lm	644 lm	92%
» 289		0434-00-05	5W	3000K	140mA	730 lm	672 lm	92%
		0434-00-19	5W	4000K	140mA	750 lm	690 lm	92%
	NO DIM	0434-01-02	7,5W	2700K	200mA	950 lm	874 lm	92%
		0434-00-09	7,5W	3000K	200mA	1000 lm	920 lm	92%
		0434-00-17	7,5W	4000K	200mA	1030 lm	948 lm	92%
	PHASE CUT**	0434-01-03	7,5W	2700K	200mA	950 lm	874 lm	92%
		0434-00-15	7,5W	3000K	200mA	1000 lm	920 lm	92%
		0434-00-18	7,5W	4000K	200mA	1030 lm	948 lm	92%
	DALI | PUSH**	0434-01-04	7,5W	2700K	200mA	950 lm	874 lm	92%
		0434-01-05	7,5W	3000K	200mA	1000 lm	920 lm	92%
		0434-01-06	7,5W	4000K	200mA	1030 lm	948 lm	92%

220 240 V~ | CRI>80 | L90B10 > 55.000 h

MacAdam Step 2 | INCL | FAST | CONNEC | 38°

** OTHER DIM OPTIONS PLEASE CONSULT

RAL » 328

CERTIFICATES APPLICABLE FOR ORBITAL MINI LARK PRODUCT & » 304

ORBITAL

P

ORBITAL 1 LarK-111 A010-11-01- | W | N | **MAX** 1 X 12W

LARK-111 | EXCL* | 220 240 V~ | IP20 | EXCL | X35ºY35º | 162 X 162

P

ORBITAL 2 LarK-111 A010-12-01- | W | N | **MAX** 2 X 12W

LARK-111 | EXCL* | 220 240 V~ | IP20 | EXCL | X35ºY35º | 162 X 302

P

ORBITAL 3 LarK-111 A010-13-05- | W | N | **MAX** 3 X 12W

LARK-111 | EXCL* | 220 240 V~ | IP20 | EXCL | X35ºY35º | 162 X 444

P

ORBITAL 4 LarK-111 A010-14-01- | W | N | **MAX** 4 X 12W

LARK-111 | EXCL* | 220 240 V~ | IP20 | EXCL | X35ºY35º | 312 X 312

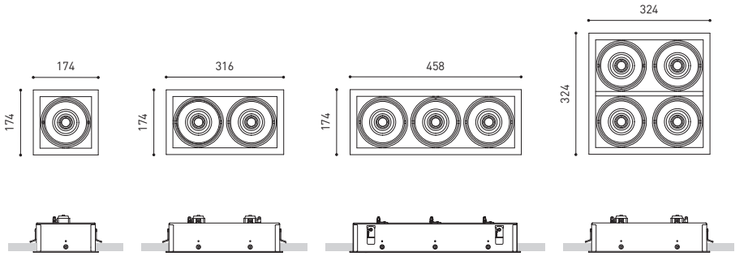

COLOUR | W □ | N ■ | MATERIAL | AL | RAL » 328

» 304

*LAMP OPTIONS		P	CCT	Beam	I	Flux	Flux Out	LOR
LarK-111	A25 2 -10-10- | W | N |	6,5W	2700K	19º	200mA	900 lm	828 lm	92%
» 288	A25 2 -10-11- | W | N |	6,5W	3000K	19º	200mA	940 lm	865 lm	92%
	A25 2 -10-12- | W | N |	6,5W	4000K	19º	200mA	950 lm	874 lm	92%
	A25 2 -10-20- | W | N |	6,5W	2700K	40º	200mA	900 lm	774 lm	86%
	A25 2 -10-21- | W | N |	6,5W	3000K	40º	200mA	940 lm	808 lm	86%
PHASE CUT**	A25 2 -10-22- | W | N |	6,5W	4000K	40º	200mA	950 lm	817 lm	86%
	A25 2 -20-10- | W | N |	12W	2700K	19º	350mA	1440 lm	1325 lm	92%
	A25 2 -20-11- | W | N |	12W	3000K	19º	350mA	1500 lm	1380 lm	92%
	A25 2 -20-12- | W | N |	12W	4000K	19º	350mA	1520 lm	1398 lm	92%
	A25 2 -20-20- | W | N |	12W	2700K	40º	350mA	1440 lm	1238 lm	86%
	A25 2 -20-21- | W | N |	12W	3000K	40º	350mA	1500 lm	1290 lm	86%
PHASE CUT**	A25 2 -20-22- | W | N |	12W	4000K	40º	350mA	1520 lm	1307 lm	86%
	A25 2 -21-10- | W | N |	12W	2700K	19º	350mA	1440 lm	1325 lm	92%
	A25 2 -21-11- | W | N |	12W	3000K	19º	350mA	1500 lm	1380 lm	92%
	A25 2 -21-12- | W | N |	12W	4000K	19º	350mA	1520 lm	1398 lm	92%
	A25 2 -21-20- | W | N |	12W	2700K	40º	350mA	1440 lm	1238 lm	86%
	A25 2 -21-21- | W | N |	12W	3000K	40º	350mA	1500 lm	1290 lm	86%
DALI I PUSH**	A25 2 -21-22- | W | N |	12W	4000K	40º	350mA	1520 lm	1307 lm	86%

220 240 V~ | CRI>90 | L90B10 > 55.000 h

MacAdam Step 2 | FAST I CONNEC | INCL | 19º / 40º

** OTHER DIM OPTIONS PLEASE CONSULT

2	OPTIONS
2	LarK-111
3	LarK-111 Honeycomb***

LarK-111

LarK-111 Honeycomb***

COLOUR | W □ | N ■ | MATERIAL | AL | RAL » 328

*** AFFECTS THE LIGHTING PARAMETERS

» 304

WELLIT

			P	CCT	BEAM	I	Flux	LOR
WELLIT S 1	A380-11-11-	| WT | NT |	5W	3000K	19°	150mA	700 lm	80%
	A380-11-12-	| WT | NT |	5W	4000K	19°	150mA	710 lm	80%
	A380-11-21-	| WT | NT |	5W	3000K	26°	150mA	700 lm	89%
	A380-11-22-	| WT | NT |	5W	4000K	26°	150mA	710 lm	89%
	A380-11-31-	| WT | NT |	5W	3000K	41°	150mA	700 lm	84%
	A380-11-32-	| WT | NT |	5W	4000K	41°	150mA	710 lm	84%
WELLIT S 2	A380-2- ⓪ -11-	| WT | NT |	7W	3000K	19°	200mA	940 lm	80%
	A380-2- ⓪ -12-	| WT | NT |	7W	4000K	19°	200mA	960 lm	80%
	A380-2- ⓪ -21-	| WT | NT |	7W	3000K	26°	200mA	940 lm	89%
	A380-2- ⓪ -22-	| WT | NT |	7W	4000K	26°	200mA	960 lm	89%
	A380-2- ⓪ -31-	| WT | NT |	7W	3000K	41°	200mA	940 lm	84%
	A380-2- ⓪ -32-	| WT | NT |	7W	4000K	41°	200mA	960 lm	84%

220 240 V~ | IP20 | CRI>90 | L90B10 >55.000 h

MacAdam Step 2 | OPTIONS* | INCL | 355° | 25° | Ø73 | 19° / 26° / 41°

⓪	*OPTIONS
1	No DIM
2	DIM DALI
3	DIM Push

DIM PHASE CUT & OTHER DIM OPTIONS PLEASE CONSULT

OPTIONAL ACCESSORY

WELLIT S **Anti-glare Honeycomb Louver**

A380-00-00- | WT | NT |

NOT SOLD SEPARATELY | AFFECTS THE LIGHTING PARAMETERS

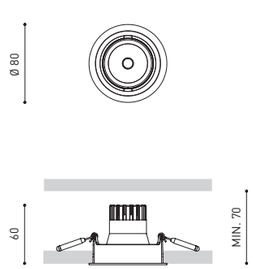

COLOUR | WT ☐ | NT ■ | MATERIAL | AL | PC | RAL » 328

& » 304

			P	CCT	BEAM	I	Flux	LOR
WELLIT M 1	A381-11-11-	| WT | NT |	8W	3000K	19°	250mA	1190 lm	81%
	A381-11-12-	| WT | NT |	8W	4000K	19°	250mA	1210 lm	81%
	A381-11-21-	| WT | NT |	8W	3000K	24°	250mA	1190 lm	83%
	A381-11-22-	| WT | NT |	8W	4000K	24°	250mA	1210 lm	83%
	A381-11-31-	| WT | NT |	8W	3000K	39°	250mA	1190 lm	83%
	A381-11-32-	| WT | NT |	8W	4000K	39°	250mA	1210 lm	83%
WELLIT M 2	A381-2- ⓪ -11-	| WT | NT |	15W	3000K	19°	450mA	1970 lm	81%
	A381-2- ⓪ -12-	| WT | NT |	15W	4000K	19°	450mA	2000 lm	81%
	A381-2- ⓪ -21-	| WT | NT |	15W	3000K	24°	450mA	1970 lm	83%
	A381-2- ⓪ -22-	| WT | NT |	15W	4000K	24°	450mA	2000 lm	83%
	A381-2- ⓪ -31-	| WT | NT |	15W	3000K	39°	450mA	1970 lm	83%
	A381-2- ⓪ -32-	| WT | NT |	15W	4000K	39°	450mA	2000 lm	83%

220 240 V~ | IP20 | CRI>90 | L90B10 >55.000 h

MacAdam Step 2 | OPTIONS* | INCL | 355° | 25° | Ø102 | 19° / 24° / 39°

			P	CCT	BEAM	I	Flux	LOR
WELLIT M Tunable White	A381-02-18-	| WT | NT |	10,5W	2700-5000K	14°	600mA	1250 lm	83%
	A381-02-28-	| WT | NT |	10,5W	2700-5000K	20°	600mA	1250 lm	82%
	A381-02-38-	| WT | NT |	10,5W	2700-5000K	34°	600mA	1250 lm	80%

220 240 V~ | IP20 | CRI>90 | L80B10 >55.000 h

MacAdam Step 3 | DALI | INCL | 355° | 25° | Ø102 | 14° / 20° / 34°

⓪	*OPTIONS
1	No DIM
2	DIM DALI
3	DIM Push

DIM PHASE CUT & OTHER DIM OPTIONS PLEASE CONSULT

OPTIONAL ACCESSORY

WELLIT M **Anti-glare Honeycomb Louver**

A381-00-00- | WT | NT |

NOT SOLD SEPARATELY | AFFECTS THE LIGHTING PARAMETERS

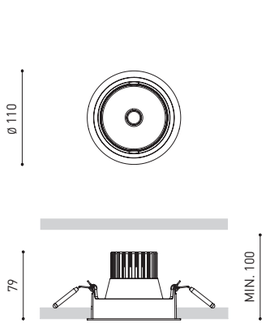

COLOUR | WT ☐ | NT ■ | MATERIAL | AL | PC | RAL » 328

& » 304

WELLIT

		P	CCT	BEAM	I	Flux	LOR
WELLIT L 1	A382 -11-11- | WT | NT |	15W	3000K	14°	450mA	2060 lm	90%
	A382 -11-12- | WT | NT |	15W	4000K	14°	450mA	2100 lm	90%
	A382 -11-21- | WT | NT |	15W	3000K	22°	450mA	2060 lm	91%
	A382 -11-22- | WT | NT |	15W	4000K	22°	450mA	2100 lm	91%
	A382 -11-31- | WT | NT |	15W	3000K	42°	450mA	2060 lm	91%
	A382 -11-32- | WT | NT |	15W	4000K	42°	450mA	2100 lm	91%
WELLIT L 2	A382 -2- ⓪ -11- | WT | NT |	25W	3000K	14°	700mA	2960 lm	90%
	A382 -2- ⓪ -12- | WT | NT |	25W	4000K	14°	700mA	3000 lm	90%
	A382 -2- ⓪ -21- | WT | NT |	25W	3000K	22°	700mA	2960 lm	91%
	A382 -2- ⓪ -22- | WT | NT |	25W	4000K	22°	700mA	3000 lm	91%
	A382 -2- ⓪ -31- | WT | NT |	25W	3000K	42°	700mA	2960 lm	91%
	A382 -2- ⓪ -32- | WT | NT |	25W	4000K	42°	700mA	3000 lm	91%

220 240 V~ | IP20 | CRI>90 | L90B10 >55.000 h

MacAdam Step 2 | OPTIONS* | INCL | 355° | 25° | Ø133 | 14° / 22° / 42°

		P	CCT	BEAM	I	Flux	LOR
WELLIT L Tunable White	A382-02-18- | WT | NT |	21,5W	2700-5000K	12°	600mA	2300 lm	89%
	A382-02-28- | WT | NT |	21,5W	2700-5000K	21°	600mA	2300 lm	84%
	A382-02-38- | WT | NT |	21,5W	2700-5000K	43°	600mA	2300 lm	87%

220 240 V~ | IP20 | CRI>90 | L80B10 >55.000 h

MacAdam Step 3 | DALI | INCL | 355° | 25° | Ø133 | 12° / 21° / 43°

⓪	*OPTIONS
1	No DIM
2	DIM DALI
3	DIM Push

DIM PHASE CUT & OTHER DIM OPTIONS PLEASE CONSULT

OPTIONAL ACCESSORY

WELLIT L Anti-glare Honeycomb Louver

A382-00-00- | WT | NT |

NOT SOLD SEPARATELY | AFFECTS THE LIGHTING PARAMETERS

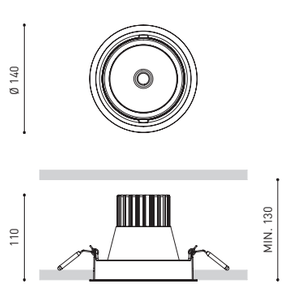

COLOUR | WT □ | NT ■ | MATERIAL | AL | PC | RAL » 328

& » 304

HUBBLE

		P	CCT	I	Flux	LOR
HUBBLE 1	A276-11- ⓪ -1- | WT | NT |	16,5W	3000K	500mA	2450 lm	90%
	A276-11- ⓪ -2- | WT | NT |	16,5W	4000K	500mA	2475 lm	90%
HUBBLE 2	A276-21- ⓪ -1- | WT | NT |	30,5W	3000K	900mA	4050 lm	90%
	A276-21- ⓪ -2- | WT | NT |	30,5W	4000K	900mA	4120 lm	90%
HUBBLE 3	A276-31- ⓪ -1- | WT | NT |	41W	3000K	1200mA	5000 lm	90%
	A276-31- ⓪ -2- | WT | NT |	41W	4000K	1200mA	5100 lm	90%
PUSH*	A276-32- ⓪ -1- | WT | NT |	41W	3000K	1200mA	5000 lm	90%
	A276-32- ⓪ -2- | WT | NT |	41W	4000K	1200mA	5100 lm	90%
DALI*	A276-34- ⓪ -1- | WT | NT |	41W	3000K	1200mA	5000 lm	90%
	A276-34- ⓪ -2- | WT | NT |	41W	4000K	1200mA	5100 lm	90%

220 240 V~ | IP20 | CRI>90 | L90B10 >55.000 h

MacAdam Step 2 | INCL | X20°Y20° | 170 X 170 | 17° / 28° / 40°

* DIM PHASE CUT & OTHER DIM OPTIONS PLEASE CONSULT

		P	CCT	I	Flux	LOR
HUBBLE Double 1	A277-11- ⓪ -1- | WT | NT |	2 X 16,5W	3000K	500mA	2 X 2450 lm	90%
	A277-11- ⓪ -2- | WT | NT |	2 X 16,5W	4000K	500mA	2 X 2475 lm	90%
HUBBLE Double 2	A277-21- ⓪ -1- | WT | NT |	2 X 30,5W	3000K	900mA	2 X 4050 lm	90%
	A277-21- ⓪ -2- | WT | NT |	2 X 30,5W	4000K	900mA	2 X 4120 lm	90%
HUBBLE Double 3	A277-31- ⓪ -1- | WT | NT |	2 X 41W	3000K	1200mA	2 X 5000 lm	90%
	A277-31- ⓪ -2- | WT | NT |	2 X 41W	4000K	1200mA	2 X 5100 lm	90%
PUSH*	A277-32- ⓪ -1- | WT | NT |	2 X 41W	3000K	1200mA	2 X 5000 lm	90%
	A277-32- ⓪ -2- | WT | NT |	2 X 41W	4000K	1200mA	2 X 5100 lm	90%
DALI*	A277-34- ⓪ -1- | WT | NT |	2 X 41W	3000K	1200mA	2 X 5000 lm	90%
	A277-34- ⓪ -2- | WT | NT |	2 X 41W	4000K	1200mA	2 X 5100 lm	90%

220 240 V~ | IP20 | CRI>90 | L90B10 >55.000 h

MacAdam Step 2 | INCL | X20°Y20° | 325 X 170 | 17° / 28° / 40°

* DIM PHASE CUT & OTHER DIM OPTIONS PLEASE CONSULT

OPTIONAL ACCESSORIES

NOT SOLD SEPARATELY
AFFECT THE LIGHTING PARAMETERS

HUBBLE Anti-glare Honeycomb Louver

0802-02-00

HUBBLE Elliptical Refractor

0802-04-00

HUBBLE Beam Mixer Diffuser

0805-03-00

HUBBLE High Chromatic LED » 295

HUBBLE

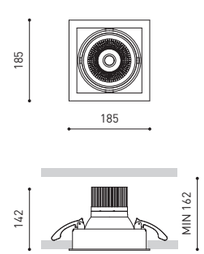

HUBBLE DOUBLE

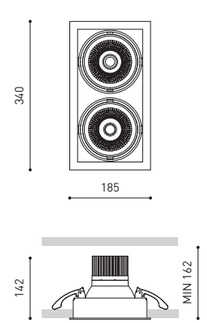

⓪	BEAM OPTIONS
1	17°
2	28°
3	40°

COLOUR | WT □ | NT ■ | MATERIAL | AL | GL-TRANS | RAL » 328

OTHER CCT PLEASE CONSULT

& » 304

HIDDEN

		P	CCT	I	Flux	LOR
HIDDEN 1	A200-11- ⓓ -1- | WT | NT |	12W	3000K	350mA	1600 lm	90%
	A200-11- ⓓ -2- | WT | NT |	12W	4000K	350mA	1625 lm	90%
HIDDEN 2	A200-21- ⓓ -1- | WT | NT |	17W	3000K	500mA	2100 lm	90%
	A200-21- ⓓ -2- | WT | NT |	17W	4000K	500mA	2140 lm	90%
PHASE CUT *	A200-22- ⓓ -1- | WT | NT |	17W	3000K	500mA	2100 lm	90%
	A200-22- ⓓ -2- | WT | NT |	17W	4000K	500mA	2140 lm	90%

220 240 V~ | IP20 | CRI>90 | L90B10 >55.000 h

MacAdam Step 2 | INCL | Ø152 | 340° | 90° | 16° / 24° / 42°

* OTHER DIM OPTIONS PLEASE CONSULT

ⓓ	BEAM OPTIONS
1	16°
2	24°
3	42°

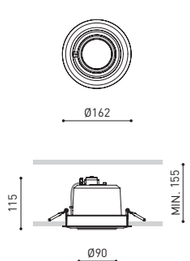

OPTIONAL ACCESSORIES

NOT SOLD SEPARATELY | AFFECT THE LIGHTING PARAMETERS

HIDDEN Anti-glare Honeycomb Louver 0702-02-00

HIDDEN Elliptical Refractor 0700-08-00

HIDDEN Beam Mixer Diffuser 0805-02-00

HIDDEN High Chromatic LED » 295

COLOUR | WT ☐ | NT ■ | MATERIAL | AL | GL-TRANS | RAL » 328

OTHER CCT PLEASE CONSULT

& » 304

POP UP

EUROPEAN PRODUCT DESIGN AWARD

		P	CCT	Beam	I	Flux	LOR
POP UP	A278-2- ⓓ -10- | WT | NT |	6,5W	2700K	20°	700mA	610Lm	92%
	A278-2- ⓓ -11- | WT | NT |	6,5W	3000K	20°	700mA	640Lm	92%
	A278-2- ⓓ -12- | WT | NT |	6,5W	4000K	20°	700mA	660Lm	92%
	A278-2- ⓓ -20- | WT | NT |	6,5W	2700K	30°	700mA	610Lm	89%
	A278-2- ⓓ -21- | WT | NT |	6,5W	3000K	30°	700mA	640Lm	89%
	A278-2- ⓓ -22- | WT | NT |	6,5W	4000K	30°	700mA	660Lm	89%
	A278-2- ⓓ -30- | WT | NT |	6,5W	2700K	56°	700mA	610Lm	86%
	A278-2- ⓓ -31- | WT | NT |	6,5W	3000K	56°	700mA	640Lm	86%
	A278-2- ⓓ -32- | WT | NT |	6,5W	4000K	56°	700mA	660Lm	86%

220 240 V~ | IP20 | CRI>90 | L90B10 > 55.000 h

MacAdam Step 2 | OPTIONS* | INCL | 355° | 90° | Ø79 | 20° / 30° / 56°

ⓓ	*OPTIONS
1	No DIM
2	DIM Push
4	DIM DALI
5	DIM Phase Cut

OTHER DIM OPTIONS PLEASE CONSULT

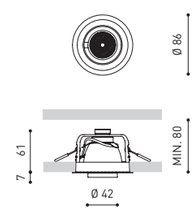

OPTIONAL ACCESSORIES

NOT SOLD SEPARATELY | AFFECT THE LIGHTING PARAMETERS

POP UP Beam Mixer Diffuser 0805-01-00

POP UP Anti-glare Honeycomb Louver 0806-00-00 | WT | NT |

POP UP High Chromatic LED » 295

COLOUR | WT ☐ | NT ■ | MATERIAL | AL | PC | RAL » 328

& » 304

MAGNETIC SYSTEM

		P	CCT	Beam	Flux	LOR
MAGNETIC 24V COCO	A499-00-10- | WT | NT |	8,7W	2700K	20º	1200 lm	87%
	A499-00-11- | WT | NT |	8,7W	3000K	20º	1250 lm	87%
	A499-00-12- | WT | NT |	8,7W	4000K	20º	1340 lm	87%
	A499-00-20- | WT | NT |	8,7W	2700K	34º	1200 lm	89%
	A499-00-21- | WT | NT |	8,7W	3000K	34º	1250 lm	89%
	A499-00-22- | WT | NT |	8,7W	4000K	34º	1340 lm	89%
	A499-00-30- | WT | NT |	8,7W	2700K	48º	1200 lm	86%
	A499-00-31- | WT | NT |	8,7W	3000K	48º	1250 lm	86%
	A499-00-32- | WT | NT |	8,7W	4000K	48º	1340 lm	86%

24 V | III IP20 | CRI>90 | L80B10 > 66.000 h

MacAdam Step 2 | EXCL* | 360º | 90º | 20º / 34º / 48º

		P	CCT	Beam	Flux	LOR
MAGNETIC 24V COCO Super Spot	A499-00-00- | WT | NT |	6W	2700K	12º	750 lm	66%
	A499-00-01- | WT | NT |	6W	3000K	12º	800 lm	66%
	A499-00-02- | WT | NT |	6W	4000K	12º	850 lm	66%

24 V | III IP20 | CRI>90 | L80B10 > 55.000 h

MacAdam Step 2 | EXCL* | 360º | 90º | 12º

COLOUR | WT □ | NT ■ | MATERIAL | AL | PC/PMMA | RAL » 328

OTHER CCT OPTIONS PLEASE CONSULT » 304

		P	CCT	Beam	Flux	LOR
MAGNETIC 24V FLIP	A492-00-10- | NT | WT | NTMG |	6W	2700K	23º	620 lm	86%
	A492-00-11- | NT | WT | NTMG |	6W	3000K	23º	650 lm	86%
	A492-00-12- | NT | WT | NTMG |	6W	4000K	23º	690 lm	86%
	A492-00-20- | NT | WT | NTMG | WTW |	6W	2700K	34º	620 lm	78%
	A492-00-21- | NT | WT | NTMG | WTW |	6W	3000K	34º	650 lm	78%
	A492-00-22- | NT | WT | NTMG | WTW |	6W	4000K	34º	690 lm	78%

24 V | III IP20 | CRI>90 | L80B10 > 60.000 h

MacAdam Step 2 | EXCL* | 360º | 90º | 23º / 34º

FINISHING**	Body	Lampshade
NT	NT ■	N ■
WT	WT □	N ■
NTMG	NT ■	MG
WTW	WT □	W □

THE INVISIBLE BLACK

COLOUR | NT ■ | WT □ | NTMG | WTW □ | MATERIAL | AL | ABS+PC | RAL » 328

** OTHER FINISHING COMBINATIONS PLEASE CONSULT | COLOURS MAY AFFECT THE LIGHTING PARAMETERS » 304

"THE INVISIBLE BLACK" IS ONLY AVAILABLE FOR WT, NT & NTMG COLOURS

EUROPEAN PRODUCT DESIGN AWARD

ACCESSORY

MAGNETIC 24V CONNECTOR A435-01-00 | W | N |

* MANDATORY FOR INSTALLATION

III IP20 | Ø16

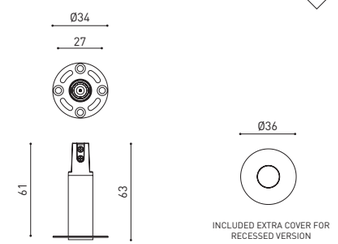

OPTIONAL ACCESSORY

TRIMLESS TOOL D16 X D34mm

A478-00-00

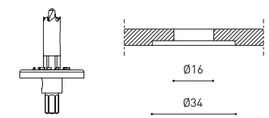

		P	V	D (A x B x C)
24V POWER SUPPLY	0434-01-37	60W	24V	180 x 52 x 30mm
	0433-10-22	100W	24V	295 x 43 x 30mm

220 240 V~ | MANDATORY FOR INSTALLATION | MUST BE PLACED ON REMOTE

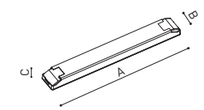

24V DIMMER	0433-01-32	DALI / Push	24V	181 x 42 x 20mm
	0433-01-35	CASAMBI	24V	72,6 x 30 x 18mm
	0434-01-64	WIFI	24V	105 x 44 x 23mm

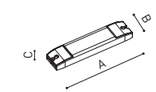

24 V | MUST BE PLACED ON REMOTE
OTHER DIM OPTIONS PLEASE CONSULT

DROP VOLTAGE » 301

MAGNETIC 24V COCO OPTIONAL ACCESSORIES

AFFECT THE LIGHTING PARAMETERS | NOT SOLD SEPARATELY

COCO Anti-glare Honeycomb Louver

A498-90-00- | WT | NT |

COCO Anti-glare Screen

A498-90-01- | WT | NT |

COCO Linear Filter

A498-90-02- | WT | NT |

SUITABLE FOR BEAM ≤ 34º

COCO High Chromatic Led » 295

MAGNETIC 24V COCO

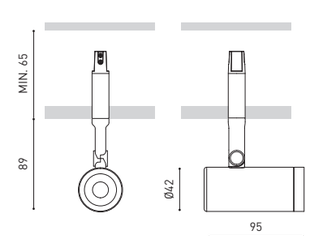

MAGNETIC 24V FLIP

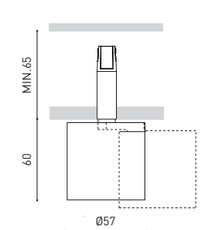

MAGNETIC SYSTEM

		P	CCT	Beam	Flux	LOR
MAGNETIC 24V FIT 20	A431-01-10- | WT | NT | G |	2,1W	2700K	12°	127 lm	87%
	A431-01-11- | WT | NT | G |	2,1W	3000K	12°	150 lm	87%
	A431-01-20- | WT | NT | G |	2,1W	2700K	30°	127 lm	88%
	A431-01-21- | WT | NT | G |	2,1W	3000K	30°	150 lm	88%
	A431-01-30- | WT | NT | G |	2,1W	2700K	54°	127 lm	81%
	A431-01-31- | WT | NT | G |	2,1W	3000K	54°	150 lm	81%

24 V | III IP20 | CRI>90 | L80B10 > 50.000 h

MacAdam Step 3 | EXCL* | 360° | 90° | 12° / 30° / 54°



		P	CCT	Beam	Flux	LOR
MAGNETIC 24V FIT 27	A432-01-10- | WT | NT | G |	4,5W	2700K	18°	440 lm	84%
	A432-01-11- | WT | NT | G |	4,5W	3000K	18°	470 lm	84%
	A432-01-20- | WT | NT | G |	4,5W	2700K	31°	440 lm	82%
	A432-01-21- | WT | NT | G |	4,5W	3000K	31°	470 lm	82%
	A432-01-30- | WT | NT | G |	4,5W	2700K	42°	440 lm	84%
	A432-01-31- | WT | NT | G |	4,5W	3000K	42°	470 lm	84%

24 V | III IP20 | CRI>90 | L90B10 > 108.000 h

MacAdam Step 2 | EXCL* | 360° | 90° | 18° / 31° / 42°

		P	CCT	Beam	Flux	LOR
MAGNETIC 24V iO Micro	A434-01-10- | WT | NT |	4,7W	2700K	20°	530 lm	83%
	A434-01-11- | WT | NT |	4,7W	3000K	20°	550 lm	83%
	A434-01-12- | WT | NT |	4,7W	4000K	20°	590 lm	83%
	A434-01-20- | WT | NT |	4,7W	2700K	40°	530 lm	84%
	A434-01-21- | WT | NT |	4,7W	3000K	40°	550 lm	84%
	A434-01-22- | WT | NT |	4,7W	4000K	40°	590 lm	84%
	A434-01-30- | WT | NT |	4,7W	2700K	54°	530 lm	85%
	A434-01-31- | WT | NT |	4,7W	3000K	54°	550 lm	85%
	A434-01-32- | WT | NT |	4,7W	4000K	54°	590 lm	85%

24 V | III IP20 | CRI>90 | L90B10 > 60.000 h

MacAdam Step 2 | EXCL* | 360° | 155° | 20° / 40° / 54°

COLOUR | WT □ | NT ■ | G ■ | MATERIAL | AL | PC | RAL » 328

WALL MOUNTING PLEASE CONSULT » 304

ACCESSORY

MAGNETIC 24V CONNECTOR A435-01-00 | W | N |

* MANDATORY FOR INSTALLATION

III IP20 | Ø16

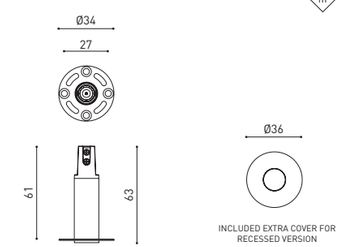

OPTIONAL ACCESSORY

TRIMLESS TOOL D16 X D34mm

A478-00-00

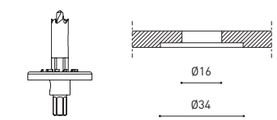

		P	V	D (A x B x C)
24V POWER SUPPLY	0434-01-37	60W	24V	180 x 52 x 30mm
	0433-10-22	100W	24V	295 x 43 x 30mm

220 240 V~ | MANDATORY FOR INSTALLATION | MUST BE PLACED ON REMOTE

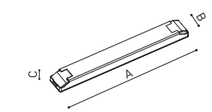

24V DIMMER	0433-01-32	DALI / Push	24V	181 x 42 x 20mm
	0433-01-35	CASAMBI	24V	72,6 x 30 x 18mm
	0434-01-64	WIFI	24V	105 x 44 x 23mm

24 V | MUST BE PLACED ON REMOTE
OTHER DIM OPTIONS PLEASE CONSULT

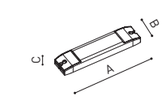

DROP VOLTAGE » 301

MAGNETIC 24V iO MICRO OPTIONAL ACCESSORIES

AFFECT THE LIGHTING PARAMETERS | NOT SOLD SEPARATELY

iO Micro Beam Mixer Diffuser

A387-00-00

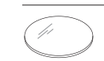

iO Micro Anti-glare Honeycomb Louver

A387-00-01 | WT | NT |

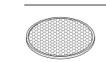

MAGNETIC 24V FIT 20 | MAGNETIC 24V FIT 27 | MAGNETIC 24V IO MICRO

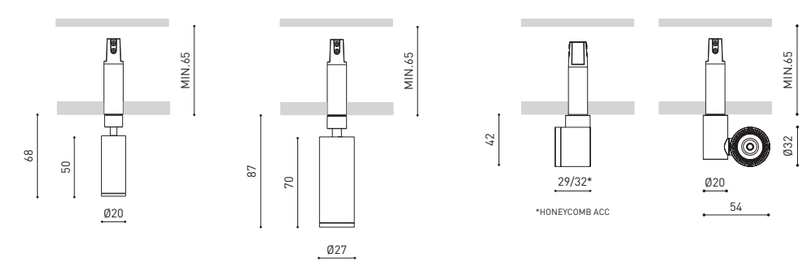

MAGNETIC SYSTEM

		P	CCT	Beam	Flux	LOR
MAGNETIC 24V PLUS Micro	A433-01-00- | WT | NT |	4,7W	2700K	10º-35º	530 lm	10-17%
	A433-01-01- | WT | NT |	4,7W	3000K	10º-35º	550 lm	10-17%
	A433-01-02- | WT | NT |	4,7W	4000K	10º-35º	590 lm	10-17%

24 V | III IP20 | CRI>90 | L90B10 > 60.000 h

MacAdam Step 2 | EXCL* | 360º | 180º | 10º - 35º

COLOUR | WT □ | NT ■ | MATERIAL | AL | OPTICAL PMMA | RAL » 328

WALL MOUNTING PLEASE CONSULT & » 304

		P	CCT	Beam	Flux	LOR
MAGNETIC 24V TOP Micro	A430-01-10- | WT | NT |	2,1W	2700K	19º	190 lm	90%
	A430-01-11- | WT | NT |	2,1W	3000K	19º	210 lm	90%
	A430-01-20- | WT | NT |	2,1W	2700K	38º	190 lm	92%
	A430-01-21- | WT | NT |	2,1W	3000K	38º	210 lm	92%

24 V | III IP20 | CRI>90 | L90B10 > 102.000 h

MacAdam Step 3 | EXCL* | 19º / 38º



		P	CCT	Beam	Flux	LOR
MAGNETIC 24V SIX XS	A429-01-10- | WT | NT |	4,5W	2700K	17º	470 lm	90%
	A429-01-11- | WT | NT |	4,5W	3000K	17º	500 lm	90%
	A429-01-12- | WT | NT |	4,5W	4000K	17º	530 lm	90%
	A429-01-20- | WT | NT |	4,5W	2700K	23º	470 lm	86%
	A429-01-21- | WT | NT |	4,5W	3000K	23º	500 lm	86%
	A429-01-22- | WT | NT |	4,5W	4000K	23º	530 lm	86%
	A429-01-30- | WT | NT |	4,5W	2700K	34º	470 lm	88%
	A429-01-31- | WT | NT |	4,5W	3000K	34º	500 lm	88%
	A429-01-32- | WT | NT |	4,5W	4000K	34º	530 lm	88%

24 V | III IP20 | CRI>90 | L90B10 > 55.000 h

MacAdam Step 2 | EXCL* | 360º | 310º | 17º / 23º / 34º

COLOUR | WT □ | NT ■ | MATERIAL | AL | PC | RAL » 328

WALL MOUNTING PLEASE CONSULT & » 304

EUROPEAN PRODUCT DESIGN AWARD

ACCESSORY

MAGNETIC 24V CONNECTOR A435-01-00 | W | N |

* MANDATORY FOR INSTALLATION

III IP20 | Ø16

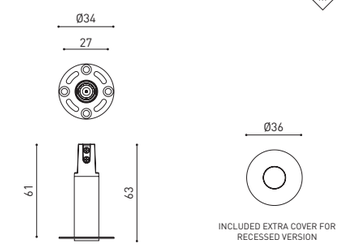

OPTIONAL ACCESSORY

TRIMLESS TOOL D16 X D34mm

A478-00-00

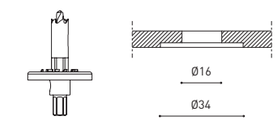

		P	V	D (A x B x C)
24V POWER SUPPLY	0434-01-37	60W	24V	180 x 52 x 30mm
	0433-10-22	100W	24V	295 x 43 x 30mm
24V DIMMER	0433-01-32	DALI / Push	24V	181 x 42 x 20mm
	0433-01-35	CASAMBI	24V	72,6 x 30 x 18mm
	0434-01-64	WIFI	24V	105 x 44 x 23mm

220 240 V~ | MANDATORY FOR INSTALLATION | MUST BE PLACED ON REMOTE

24 V | MUST BE PLACED ON REMOTE
OTHER DIM OPTIONS PLEASE CONSULT

DROP VOLTAGE » 301

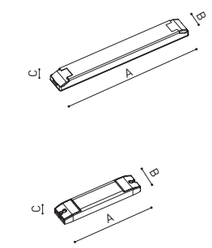

MAGNETIC 24V SIX XS
OPTIONAL ACCESSORY

SIX High Chromatic Led » 295

NOT SOLD SEPARATELY | AFFECTS THE LIGHTING PARAMETERS

MAGNETIC 24V TOP MICRO

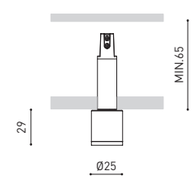

MAGNETIC 24V PLUS MICRO

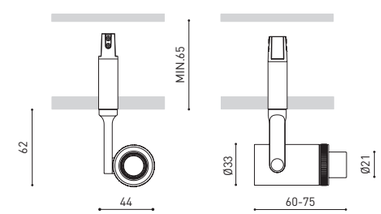

MAGNETIC 24V SIX XS

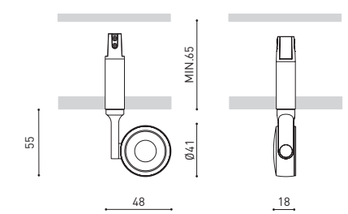

SIX RECESSED



		P	CCT	Beam	I	Flux	LOR
SIX XS Recessed	A336-0- ⓪ -10- | WT | NT |	4,5W	2700K	17º	500mA	470 lm	90%
	A336-0- ⓪ -11- | WT | NT |	4,5W	3000K	17º	500mA	500 lm	90%
	A336-0- ⓪ -12- | WT | NT |	4,5W	4000K	17º	500mA	530 lm	90%
	A336-0- ⓪ -20- | WT | NT |	4,5W	2700K	23º	500mA	470 lm	86%
	A336-0- ⓪ -21- | WT | NT |	4,5W	3000K	23º	500mA	500 lm	86%
	A336-0- ⓪ -22- | WT | NT |	4,5W	4000K	23º	500mA	530 lm	86%
	A336-0- ⓪ -30- | WT | NT |	4,5W	2700K	34º	500mA	470 lm	88%
	A336-0- ⓪ -31- | WT | NT |	4,5W	3000K	34º	500mA	500 lm	88%
	A336-0- ⓪ -32- | WT | NT |	4,5W	4000K	34º	500mA	530 lm	88%

220 240 V~ | IP20 | CRI>90 | L90B10 >55.000 h

MacAdam Step 2 | OPTIONS* | INCL | Ø50 | 350º | 310º | 17º / 23º / 34º

		P	CCT	Beam	I	Flux	LOR
SIX S Recessed	A334-0- ⓪ -10- | WT | NT |	8,5W	2700K	17º	500mA	1070 lm	86%
	A334-0- ⓪ -11- | WT | NT |	8,5W	3000K	17º	500mA	1140 lm	86%
	A334-0- ⓪ -12- | WT | NT |	8,5W	4000K	17º	500mA	1210 lm	86%
	A334-0- ⓪ -20- | WT | NT |	8,5W	2700K	24º	500mA	1070 lm	84%
	A334-0- ⓪ -21- | WT | NT |	8,5W	3000K	24º	500mA	1140 lm	84%
	A334-0- ⓪ -22- | WT | NT |	8,5W	4000K	24º	500mA	1210 lm	84%
	A334-0- ⓪ -30- | WT | NT |	8,5W	2700K	34º	500mA	1070 lm	89%
	A334-0- ⓪ -31- | WT | NT |	8,5W	3000K	34º	500mA	1140 lm	89%
	A334-0- ⓪ -32- | WT | NT |	8,5W	4000K	34º	500mA	1210 lm	89%

220 240 V~ | IP20 | CRI>90 | L80B10 >60.000 h

MacAdam Step 2 | OPTIONS* | INCL | Ø50 | 350º | 310º | 17º / 24º / 34º

⓪	*OPTIONS
1	No DIM
2	DIM DALI

DIM PHASE CUT & OTHER DIM OPTIONS PLEASE CONSULT

SIX XS RECESSED

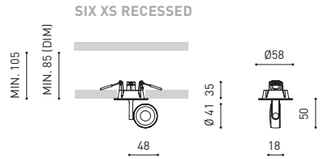

SIX S RECESSED

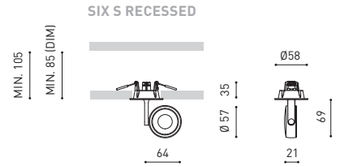

SIX M RECESSED

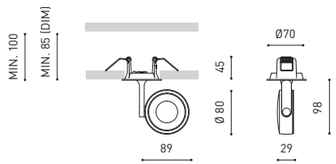

SIX L RECESSED

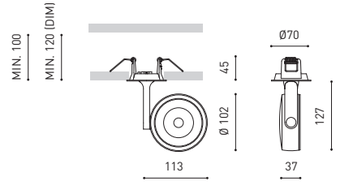

OPTIONAL ACCESSORIES

SIX

High Chromatic LED ⓘ » 295

NOT SOLD SEPARATELY | AFFECTS THE LIGHTING PARAMETERS

COLOUR | WT □ | NT ■ | MATERIAL | AL | PC | RAL ⓘ » 328

& » 304

Extended Family
Magnetic 24V Six XS_92
Six_236
Six 48V_202
Six XS 24V_190

		P	CCT	Beam	I	Flux	LOR
SIX M Recessed 1	A332-11-10- | WT | NT |	11,5W	2700K	19º	350mA	1600 lm	93%
	A332-11-11- | WT | NT |	11,5W	3000K	19º	350mA	1650 lm	93%
	A332-11-12- | WT | NT |	11,5W	4000K	19º	350mA	1700 lm	93%
	A332-11-20- | WT | NT |	11,5W	2700K	28º	350mA	1600 lm	91%
	A332-11-21- | WT | NT |	11,5W	3000K	28º	350mA	1650 lm	91%
	A332-11-22- | WT | NT |	11,5W	4000K	28º	350mA	1700 lm	91%
	A332-11-30- | WT | NT |	11,5W	2700K	38º	350mA	1600 lm	93%
	A332-11-31- | WT | NT |	11,5W	3000K	38º	350mA	1650 lm	93%
	A332-11-32- | WT | NT |	11,5W	4000K	38º	350mA	1700 lm	93%
SIX M Recessed 2	A332-2- ⓪ -10- | WT | NT |	17W	2700K	19º	500mA	2050 lm	93%
	A332-2- ⓪ -11- | WT | NT |	17W	3000K	19º	500mA	2130 lm	93%
	A332-2- ⓪ -12- | WT | NT |	17W	4000K	19º	500mA	2160 lm	93%
	A332-2- ⓪ -20- | WT | NT |	17W	2700K	28º	500mA	2050 lm	91%
	A332-2- ⓪ -21- | WT | NT |	17W	3000K	28º	500mA	2130 lm	91%
	A332-2- ⓪ -22- | WT | NT |	17W	4000K	28º	500mA	2160 lm	91%
	A332-2- ⓪ -30- | WT | NT |	17W	2700K	38º	500mA	2050 lm	93%
	A332-2- ⓪ -31- | WT | NT |	17W	3000K	38º	500mA	2130 lm	93%
	A332-2- ⓪ -32- | WT | NT |	17W	4000K	38º	500mA	2160 lm	93%

220 240 V~ | IP20 | CRI>90 | L90B10 >55.000 h

MacAdam Step 2 | OPTIONS* | INCL | Ø62 | 350º | 310º | 19º / 28º/ 38º

⓪	*OPTIONS
1	No DIM
2	DIM DALI

DIM PHASE CUT & OTHER DIM OPTIONS PLEASE CONSULT

		P	CCT	Beam	I	Flux	LOR
SIX L Recessed 1	A287-11-10- | WT | NT |	11,5W	2700K	17º	350mA	1600 lm	93%
	A287-11-11- | WT | NT |	11,5W	3000K	17º	350mA	1650 lm	93%
	A287-11-12- | WT | NT |	11,5W	4000K	17º	350mA	1700 lm	93%
	A287-11-30- | WT | NT |	11,5W	2700K	26º	350mA	1600 lm	93%
	A287-11-31- | WT | NT |	11,5W	3000K	26º	350mA	1650 lm	93%
	A287-11-32- | WT | NT |	11,5W	4000K	26º	350mA	1700 lm	93%
	A287-11-20- | WT | NT |	11,5W	2700K	34º	350mA	1600 lm	90%
	A287-11-21- | WT | NT |	11,5W	3000K	34º	350mA	1650 lm	90%
	A287-11-22- | WT | NT |	11,5W	4000K	34º	350mA	1700 lm	90%
SIX L Recessed 2	A287-2- ⓪ -10- | WT | NT |	24,5W	2700K	17º	700mA	2850 lm	93%
	A287-2- ⓪ -11- | WT | NT |	24,5W	3000K	17º	700mA	2950 lm	93%
	A287-2- ⓪ -12- | WT | NT |	24,5W	4000K	17º	700mA	3000 lm	93%
	A287-2- ⓪ -30- | WT | NT |	24,5W	2700K	26º	700mA	2850 lm	93%
	A287-2- ⓪ -31- | WT | NT |	24,5W	3000K	26º	700mA	2950 lm	93%
	A287-2- ⓪ -32- | WT | NT |	24,5W	4000K	26º	700mA	3000 lm	93%
	A287-2- ⓪ -20- | WT | NT |	24,5W	2700K	34º	700mA	2850 lm	90%
	A287-2- ⓪ -21- | WT | NT |	24,5W	3000K	34º	700mA	2950 lm	90%
	A287-2- ⓪ -22- | WT | NT |	24,5W	4000K	34º	700mA	3000 lm	90%

220 240 V~ | IP20 | CRI>90 | L90B10 >55.000 h

MacAdam Step 2 | OPTIONS* | INCL | Ø62 | 350º | 310º | 17º / 26º/34º

COLOUR | WT □ | NT ■ | MATERIAL | AL | PC | RAL ⓘ » 328

& » 304

FIT RECESSED

Magnetic 24V Fit_90
Fit_238
Fit 24V_192

Extended Family
Fit 48V_205
Fit 65 1L_231
Fit Surface_124

		P	CCT	Beam	I	Flux	LOR
FIT 35 Recessed	A345-2- ⓪ -10- | WT | NT | G |	5,5W	2700K	20°	500mA	620 lm	85%
	A345-2- ⓪ -11- | WT | NT | G |	5,5W	3000K	20°	500mA	660 lm	85%
	A345-2- ⓪ -12- | WT | NT | G |	5,5W	4000K	20°	500mA	710 lm	85%
	A345-2- ⓪ -20- | WT | NT | G |	5,5W	2700K	29°	500mA	620 lm	84%
	A345-2- ⓪ -21- | WT | NT | G |	5,5W	3000K	29°	500mA	660 lm	84%
	A345-2- ⓪ -22- | WT | NT | G |	5,5W	4000K	29°	500mA	710 lm	84%
	A345-2- ⓪ -30- | WT | NT | G |	5,5W	2700K	36°	500mA	620 lm	85%
	A345-2- ⓪ -31- | WT | NT | G |	5,5W	3000K	36°	500mA	660 lm	85%
	A345-2- ⓪ -32- | WT | NT | G |	5,5W	4000K	36°	500mA	710 lm	85%

220 240 V~ | IP20 | CRI>90 | L90B10 > 108.000 h

MacAdam Step 2 | OPTIONS* | INCL | Ø50 | 350° | 90° | 20°/29°/36°

		P	CCT	Beam	I	Flux	LOR
FIT 50 Recessed	A346-2- ⓪ -10- | WT | NT | G |	12W	2700K	14°	1050mA	1090 lm	84%
	A346-2- ⓪ -11- | WT | NT | G |	12W	3000K	14°	1050mA	1180 lm	84%
	A346-2- ⓪ -12- | WT | NT | G |	12W	4000K	14°	1050mA	1260 lm	84%
	A346-2- ⓪ -20- | WT | NT | G |	12W	2700K	26°	1050mA	1090 lm	83%
	A346-2- ⓪ -21- | WT | NT | G |	12W	3000K	26°	1050mA	1180 lm	83%
	A346-2- ⓪ -22- | WT | NT | G |	12W	4000K	26°	1050mA	1260 lm	83%
	A346-2- ⓪ -30- | WT | NT | G |	12W	2700K	50°	1050mA	1090 lm	79%
	A346-2- ⓪ -31- | WT | NT | G |	12W	3000K	50°	1050mA	1180 lm	79%
	A346-2- ⓪ -32- | WT | NT | G |	12W	4000K	50°	1050mA	1260 lm	79%

220 240 V~ | IP20 | CRI>90 | L90B10 > 108.000 h

MacAdam Step 2 | OPTIONS* | INCL | Ø62 | 350° | 90° | 14°/26°/50°

⓪	*OPTIONS
1	No DIM
2	DIM DALI

DIM PHASE CUT & OTHER DIM OPTIONS PLEASE CONSULT

OPTIONAL ACCESSORIES

FIT 35 Anti-glare Honeycomb Louver	A345-00-00
FIT 50 Anti-glare Honeycomb Louver	A346-00-00

NOT SOLD SEPARATELY | AFFECT THE LIGHTING PARAMETERS

FIT35 RECESSED

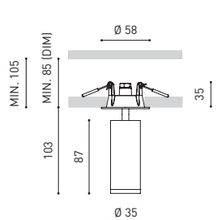

FIT50 RECESSED

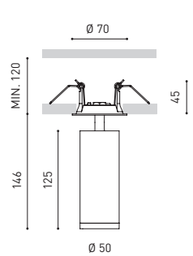

COLOUR | WT □ | NT ■ | G ■ | MATERIAL | AL | PC | RAL ⓘ » 328

(((•))) & » 304

PLUS RECESSED

Magnetic 24V Plus Micro_92
Plus_239

Extended Family
Plus 48V_209
Plus Micro 24V_190
Plus Mini 1L_231

		P	CCT	Beam	I	Flux	LOR
PLUS Mini Recessed	A328-00- ⓪ -0- | WT | NT |	6,5W	2700K	10°-41°	700mA	630 lm	20-40%
	A328-00- ⓪ -1- | WT | NT |	6,5W	3000K	10°-41°	700mA	660 lm	20-40%
	A328-00- ⓪ -2- | WT | NT |	6,5W	4000K	10°-41°	700mA	680 lm	20-40%

220 240 V~ | IP20 | CRI>90 | L90B10 > 55.000 h

MacAdam Step 2 | OPTIONS* | INCL | Ø50 | 350° | 180° | 10°-41°

⓪	*OPTIONS
1	No DIM
2	DIM DALI

DIM PHASE CUT & OTHER DIM OPTIONS PLEASE CONSULT

OPTIONAL

PLUS MINI High Chromatic LED ⓘ » 295

NOT SOLD SEPARATELY | AFFECTS THE LIGHTING PARAMETERS

		P	CCT	Beam	I	Flux	LOR
PLUS Recessed	A325-00- ⓪ -0- | WT | NT |	18W	2700K	12°-51°	500mA	1920 lm	26-40%
	A325-00- ⓪ -1- | WT | NT |	18W	3000K	12°-51°	500mA	2000 lm	26-40%
	A325-00- ⓪ -2- | WT | NT |	18W	4000K	12°-51°	500mA	2030 lm	26-40%

220 240 V~ | IP20 | CRI>90 | L90B10 > 55.000 h

MacAdam Step 2 | OPTIONS* | INCL | Ø62 | 350° | 180° | 12°-51°

⓪	*OPTIONS
1	No DIM
2	DIM DALI
3	DIM Push

DIM PHASE CUT & OTHER DIM OPTIONS PLEASE CONSULT

OPTIONAL

PLUS High Chromatic LED ⓘ » 295

NOT SOLD SEPARATELY | AFFECTS THE LIGHTING PARAMETERS

PLUS MINI RECESSED

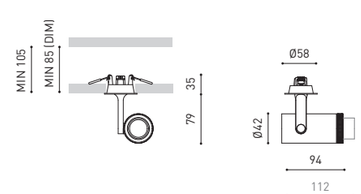

PLUS RECESSED

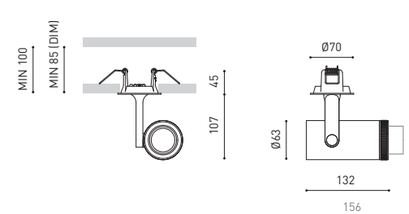

COLOUR | WT □ | NT ■ | MATERIAL | AL | OPTICAL PMMA | RAL ⓘ » 328

(((•))) & » 304

FLIP RECESSED

THE INVISIBLE BLACK

Extended Family
Magnetic 24V Flip_88
Flip 48V_214
Flip Surface_121

		P	CCT	Beam	I	Flux	LOR
FLIP Recessed	A491-0- ⓪ -10- | NT | WT | NTMG |	6W	2700K	23°	500mA	620 lm	86%
	A491-0- ⓪ -11- | NT | WT | NTMG |	6W	3000K	23°	500mA	650 lm	86%
	A491-0- ⓪ -12- | NT | WT | NTMG |	6W	4000K	23°	500mA	690 lm	86%
	A491-0- ⓪ -20- | NT | WT | NTMG | WTW |	6W	2700K	34°	500mA	620 lm	78%
	A491-0- ⓪ -21- | NT | WT | NTMG | WTW |	6W	3000K	34°	500mA	650 lm	78%
	A491-0- ⓪ -22- | NT | WT | NTMG | WTW |	6W	4000K	34°	500mA	690 lm	78%

220 240 V~ | IP20 | CRI>90 | L80B10 >60.000 h

MacAdam Step 2 | INCL | OPTIONS* | Ø62 | 350° | 90° | 23° / 34°

⓪	*OPTIONS
1	No DIM
2	DIM DALI
3	DIM Push

DIM PHASE CUT & OTHER DIM OPTIONS PLEASE CONSULT

FINISHING**	Body	Lampshade
NT	NT ■	N ■
WT	WT □	N ■
NTMG	NT ■	MG ■
WTW	WT □	W □

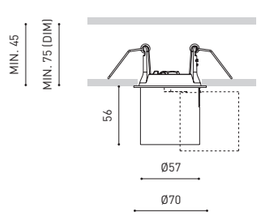

COLOUR | NT ■ | WT □ | NTMG ■ | WTW □ | MATERIAL | AL | ABS+PC | RAL » 328

**OTHER FINISHING COMBINATIONS PLEASE CONSULT | COLOURS MAY AFFECT THE LIGHTING PARAMETERS
"THE INVISIBLE BLACK" IS ONLY AVAILABLE FOR WT, NT & NTMG COLOURS

& » 304

COCO RECESSED

Extended Family
Magnetic 24V Coco_88
Coco 48V_212
Coco Surface_122

N

		P	CCT	Beam	I	Flux	LOR**
COCO Recessed	A530-0- ⓪ -10- | WT | NT |	8,7W	2700K	20°	500mA	1200 lm	87%
	A530-0- ⓪ -11- | WT | NT |	8,7W	3000K	20°	500mA	1250 lm	87%
	A530-0- ⓪ -12- | WT | NT |	8,7W	4000K	20°	500mA	1340 lm	87%
	A530-0- ⓪ -20- | WT | NT |	8,7W	2700K	34°	500mA	1200 lm	89%
	A530-0- ⓪ -21- | WT | NT |	8,7W	3000K	34°	500mA	1250 lm	89%
	A530-0- ⓪ -22- | WT | NT |	8,7W	4000K	34°	500mA	1340 lm	89%
	A530-0- ⓪ -30- | WT | NT |	8,7W	2700K	48°	500mA	1200 lm	86%
	A530-0- ⓪ -31- | WT | NT |	8,7W	3000K	48°	500mA	1250 lm	86%
	A530-0- ⓪ -32- | WT | NT |	8,7W	4000K	48°	500mA	1340 lm	86%

220 240 V~ | IP20 | CRI>90 | L80B10 >66.000 h

MacAdam Step 2 | OPTIONS* | INCL | Ø50 | 350° | 90° | 20° / 34° / 48°

		P	CCT	Beam	I	Flux	LOR**
COCO Recessed Super Spot	A530-0- ⓪ -00- | WT | NT |	6W	2700K	12°	500mA	750 lm	66%
	A530-0- ⓪ -01- | WT | NT |	6W	3000K	12°	500mA	800 lm	66%
	A530-0- ⓪ -02- | WT | NT |	6W	4000K	12°	500mA	850 lm	66%

220 240 V~ | IP20 | CRI>90 | L80B10 >55.000 h

MacAdam Step 2 | OPTIONS* | INCL | Ø50 | 350° | 90° | 12°

		P	CCT	Beam	I	Flux	LOR**
COCO Recessed Tunable White	A530-12-18- | WT | NT |	8,5W	2700-5000K	28°	500mA	1010 lm	85%
	A530-12-28- | WT | NT |	8,5W	2700-5000K	42°	500mA	1010 lm	87%
	A530-12-38- | WT | NT |	8,5W	2700-5000K	54°	500mA	1010 lm	84%

220 240 V~ | IP20 | CRI>90 | L80B10 >55.000 h

MacAdam Step 3 | DALI* | INCL | Ø50 | 350° | 90° | 28° / 42° / 54°

⓪	*OPTIONS
2	DIM DALI
5	DIM Phase Cut
7	DIM On Board

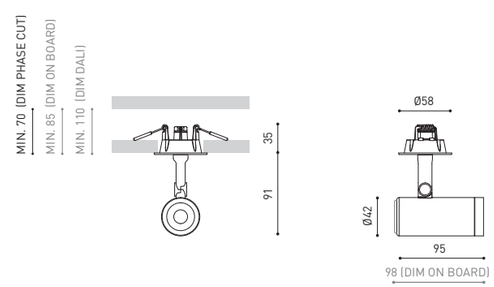

OPTIONAL ACCESSORIES

AFFECT THE LIGHTING PARAMETERS
NOT SOLD SEPARATELY

COCO Anti-glare Honeycomb Louver

A498-90-00- | WT | NT |

COCO Anti-glare Screen

A498-90-01- | WT | NT |

COCO Linear Filter

A498-90-02- | WT | NT |

SIUTABLE FOR BEAM ≤ 34°

COCO High Chromatic Led » 295

COLOUR | NT ■ | WT □ | MATERIAL | AL | PC/PMMA | RAL » 328

** LOR WT VERSION (ACCESSORIES MAY AFFECT THE LIGHTING PARAMETERS)
OTHER CCT & DIM OPTIONS PLEASE CONSULT

» 304

COCO RECESSED

N

		P	CCT	Beam	I	Flux	LOR
COCO SHAPER Recessed	A519-1- ⓪ -00- | NT |	6W	2700K	20°-33°	500mA	650 lm	40-38%
	A519-1- ⓪ -01- | NT |	6W	3000K	20°-33°	500mA	680 lm	40-38%
	A519-1- ⓪ -02- | NT |	6W	4000K	20°-33°	500mA	730 lm	40-38%
	A519-1- ⓪ -10- | NT |	6W	2700K	53°	500mA	650 lm	37%
	A519-1- ⓪ -11- | NT |	6W	3000K	53°	500mA	680 lm	37%
	A519-1- ⓪ -12- | NT |	6W	4000K	53°	500mA	730 lm	37%

220 240 V~ | IP20 | CRI>90 | L80B10 > 60.000 h

MacAdam Step 2 | OPTIONS* | INCL | Ø50 | 350° | 90° | 20° - 33° / 53°

⓪	*OPTIONS
1	No DIM
2	DIM DALI

OTHER DIM OPTIONS
PLEASE CONSULT

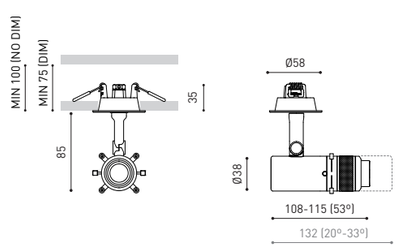

COLOUR | NT ■ | MATERIAL | AL | OPTICAL GLASS | RAL ⓘ » 328

OTHER CCT PLEASE CONSULT | CUSTOM GOBO PLEASE CONSULT » 304

SHARP

ROUND SQUARE POLYGON

DIFFUSE



ROUND SQUARE POLYGON

CUSTOM

GOBO OPTIONS

SURFACE

105 Black Foster Surface
110 Shot Light Surface
113 Scope Surface
114 Top
116 Puck
117 Stram Surface
118 Vola
119 Sky
120 Fifty+ Surface
121 Flip Surface
122 Coco Surface
124 Fit Surface
126 iO Surface
127 Zen Tube Surface

BLACK FOSTER SURFACE

Extended Family
Black Foster_10
Black Foster 48V_215
Black Foster Custom System_253
Black Foster Micro 24V_188
Black Foster Suspension_145

1:1 scale reproduction. The photo displays the real-size version of the product.

		P	CCT	I	Flux	LOR
BLACK FOSTER MICRO Surface 5	A459-20-00- | NT | WT | WTW |	7W	2700K	500mA	775 lm	87%
	A459-20-01- | NT | WT | WTW |	7W	3000K	500mA	800 lm	87%
	A459-20-03- | NT | WT | WTW |	7W	3500K	500mA	825 lm	87%
	A459-20-02- | NT | WT | WTW |	7W	4000K	500mA	850 lm	87%

IP20 | CRI>90 | L90B10 >60.000 h

MacAdam Step 3 | OPTIONS* | EXCL | 37°

		P	CCT	I	Flux	LOR
BLACK FOSTER MICRO Surface 2x2	A459-30-00- | NT | WT | WTW |	5,6W	2700K	500mA	620 lm	87%
	A459-30-01- | NT | WT | WTW |	5,6W	3000K	500mA	640 lm	87%
	A459-30-03- | NT | WT | WTW |	5,6W	3500K	500mA	660 lm	87%
	A459-30-02- | NT | WT | WTW |	5,6W	4000K	500mA	680 lm	87%

IP20 | CRI>90 | L90B10 >60.000 h

MacAdam Step 3 | OPTIONS* | EXCL | 37°

		P	CCT	I	Flux	LOR
BLACK FOSTER MICRO Surface 3x3	A459-40-00- | NT | WT | WTW |	10W	2700K	400mA	1170 lm	87%
	A459-40-01- | NT | WT | WTW |	10W	3000K	400mA	1200 lm	87%
	A459-40-03- | NT | WT | WTW |	10W	3500K	400mA	1250 lm	87%
	A459-40-02- | NT | WT | WTW |	10W	4000K	400mA	1300 lm	87%

IP20 | CRI>90 | L90B10 >60.000 h

MacAdam Step 3 | OPTIONS* | EXCL | 37°

FINISHING	Body	Lampshade
NT	NT ■	N ■
WT	WT □	N ■
WTW	WT □	CR ◧

*DRIVER OPTIONS		Black Foster Micro Surface 5	Black Foster Micro Surface 2x2	Black Foster Micro Surface 3x3
NO DIM	0434-00-42	1 to 2	1 to 3	
	0434-01-53			1
DALI	0434-00-44	1 to 3	1 to 3	
	0434-01-54			1

220 240 V~ | DRIVER MUST BE PLACED ON REMOTE | DIM PHASE CUT & OTHER DIM OPTIONS PLEASE CONSULT » 296

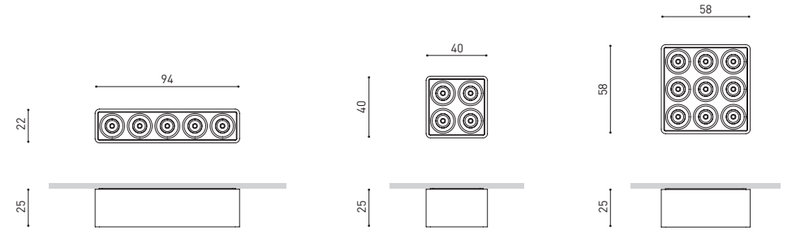

COLOUR | NT ■ | WT ◧ | WTW ◧ | MATERIAL | AL | ABS+PC | RAL » 328

» 304

BLACK FOSTER SURFACE

			P	CCT	I	Flux
BLACK FOSTER Surface 1	A320-1- ○ -10-	| WT | NT | WTMG | NTMG | WTW |	2,1W	2700K	700mA	190 lm
	A320-1- ○ -11-	| WT | NT | WTMG | NTMG | WTW |	2,1W	3000K	700mA	210 lm
	A320-1- ○ -13-	| WT | NT | WTMG | NTMG | WTW |	2,1W	3500K	700mA	230 lm
	A320-1- ○ -12-	| WT | NT | WTMG | NTMG | WTW |	2,1W	4000K	700mA	250 lm

220 240 V~ | IP20 | CRI>90 | L90B10 >102.000 h

MacAdam Step 3 | INCL | UGR <19 | 38° / 19°

			P	CCT	I	Flux
BLACK FOSTER Surface 2	A320-2- ○ -10-	| WT | NT | WTMG | NTMG | WTW |	4,2W	2700K	700mA	380 lm
	A320-2- ○ -11-	| WT | NT | WTMG | NTMG | WTW |	4,2W	3000K	700mA	420 lm
	A320-2- ○ -13-	| WT | NT | WTMG | NTMG | WTW |	4,2W	3500K	700mA	460 lm
	A320-2- ○ -12-	| WT | NT | WTMG | NTMG | WTW |	4,2W	4000K	700mA	500 lm

220 240 V~ | IP20 | CRI>90 | L90B10 >102.000 h

MacAdam Step 3 | INCL | UGR <19 | 38° / 19°

			P	CCT	I	Flux
BLACK FOSTER Surface 3	A320-3- ○ -10-	| WT | NT | WTMG | NTMG | WTW |	6,3W	2700K	700mA	570 lm
	A320-3- ○ -11-	| WT | NT | WTMG | NTMG | WTW |	6,3W	3000K	700mA	630 lm
	A320-3- ○ -13-	| WT | NT | WTMG | NTMG | WTW |	6,3W	3500K	700mA	690 lm
	A320-3- ○ -12-	| WT | NT | WTMG | NTMG | WTW |	6,3W	4000K	700mA	750 lm

220 240 V~ | IP20 | CRI>90 | L90B10 >102.000 h

MacAdam Step 3 | INCL | UGR <19 | 38° / 19°

			P	CCT	I	Flux
BLACK FOSTER Surface 5	A320-4- ○ - ⓪ -0-	| WT | NT | WTMG | NTMG | WTW |	10,5W	2700K	700mA	950 lm
	A320-4- ○ - ⓪ -1-	| WT | NT | WTMG | NTMG | WTW |	10,5W	3000K	700mA	1050 lm
	A320-4- ○ - ⓪ -3-	| WT | NT | WTMG | NTMG | WTW |	10,5W	3500K	700mA	1150 lm
	A320-4- ○ - ⓪ -2-	| WT | NT | WTMG | NTMG | WTW |	10,5W	4000K	700mA	1250 lm

220 240 V~ | IP20 | CRI>90 | L90B10 >102.000 h

MacAdam Step 3 | OPTIONS* | INCL | UGR <19 | 38° / 19°

COLOUR | WT □ | NT ■ | WTMG □■ | NTMG ■■ | WTW** □□ | MATERIAL | AL | ABS+PC | RAL » 328

COLOURS MAY AFFECT THE LIGHTING PARAMETERS
"THE INVISIBLE BLACK " IS ONLY AVAILABLE FOR WT, NT, WTMG & NTMG

» 304

			P	CCT	I	Flux
BLACK FOSTER Surface 10	A320-5- ○ - ⓪ -0-	| WT | NT | WTMG | NTMG | WTW |	21W	2700K	700mA	1900 lm
	A320-5- ○ - ⓪ -1-	| WT | NT | WTMG | NTMG | WTW |	21W	3000K	700mA	2100 lm
	A320-5- ○ - ⓪ -3-	| WT | NT | WTMG | NTMG | WTW |	21W	3500K	700mA	2300 lm
	A320-5- ○ - ⓪ -2-	| WT | NT | WTMG | NTMG | WTW |	21W	4000K	700mA	2500 lm

220 240 V~ | IP20 | CRI>90 | L90B10 >102.000 h

MacAdam Step 3 | OPTIONS* | INCL | UGR <19 | 38° / 19°

			P	CCT	I	Flux
BLACK FOSTER Surface 15	A320-6- ○ - ⓪ -0-	| WT | NT | WTMG | NTMG | WTW |	31,5W	2700K	700mA	2850 lm
	A320-6- ○ - ⓪ -1-	| WT | NT | WTMG | NTMG | WTW |	31,5W	3000K	700mA	3150 lm
	A320-6- ○ - ⓪ -3-	| WT | NT | WTMG | NTMG | WTW |	31,5W	3500K	700mA	3450 lm
	A320-6- ○ - ⓪ -2-	| WT | NT | WTMG | NTMG | WTW |	31,5W	4000K	700mA	3750 lm

220 240 V~ | IP20 | CRI>90 | L90B10 >102.000 h

MacAdam Step 3 | OPTIONS* | INCL | UGR <19 | 38° / 19°

○	BEAM	LOR
0	38°	92%
1	19°	90%

⓪	*OPTIONS
1	No DIM
2	DIM DALI
3	DIM Push

DIM PHASE CUT & OTHER DIM OPTIONS
PLEASE CONSULT

FINISHING	Exterior	Lampshade
WT	WT □	N ■
NT	NT ■	N ■
WTMG	WT □	MG ■
NTMG	NT ■	MG ■
WTW**	WT □	W □

**FINISHING "WTW" IS ONLY AVAILABLE
FOR BEAM 38° | LOR 92%

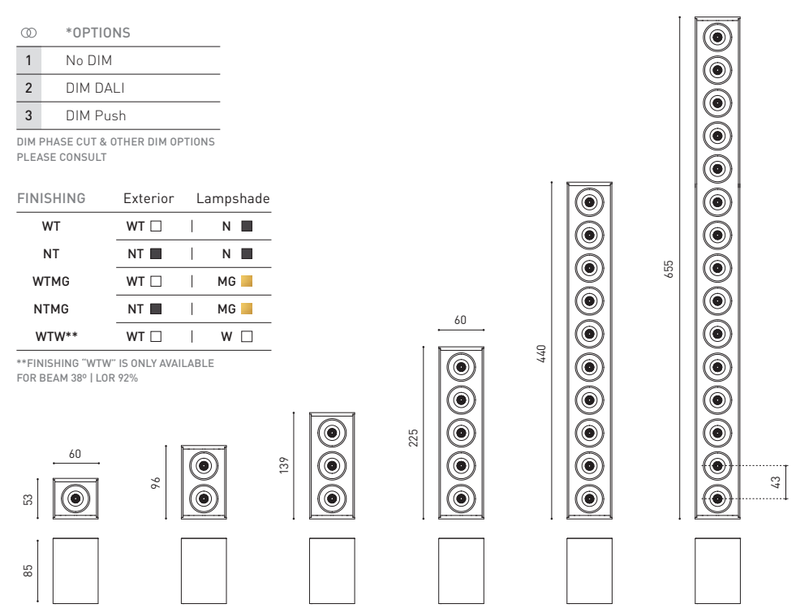

COLOUR | WT □ | NT ■ | WTMG □■ | NTMG ■■ | WTW** □□ | MATERIAL | AL | ABS+PC | RAL » 328

COLOURS MAY AFFECT THE LIGHTING PARAMETERS
"THE INVISIBLE BLACK " IS ONLY AVAILABLE FOR WT, NT, WTMG & NTMG

» 304

BLACK FOSTER SURFACE

		P	CCT	Beam	I	Flux	LOR
BLACK FOSTER Surface Remote 3	A480-30-00- | NT | WT | NTMG | WTW |	6,3W	2700K	38º	700mA	570 lm	92%
	A480-30-01- | NT | WT | NTMG | WTW |	6,3W	3000K	38º	700mA	630 lm	92%
	A480-30-03- | NT | WT | NTMG | WTW |	6,3W	3500K	38º	700mA	690 lm	92%
	A480-30-02- | NT | WT | NTMG | WTW |	6,3W	4000K	38º	700mA	750 lm	92%
	A480-31-00- | NT | WT | NTMG |	6,3W	2700K	19º	700mA	570 lm	90%
	A480-31-01- | NT | WT | NTMG |	6,3W	3000K	19º	700mA	630 lm	90%
	A480-31-03- | NT | WT | NTMG |	6,3W	3500K	19º	700mA	690 lm	90%
	A480-31-02- | NT | WT | NTMG |	6,3W	4000K	19º	700mA	750 lm	90%

III IP20 | CRI>90 | L90B10 > 102.000 h | MacAdam Step 3 | OPTIONS* | EXCL | UGR <19 | 38º / 19º

		P	CCT	Beam	I	Flux	LOR
BLACK FOSTER Surface Remote 5	A480-40-00- | NT | WT | NTMG | WTW |	10,5W	2700K	38º	700mA	950 lm	92%
	A480-40-01- | NT | WT | NTMG | WTW |	10,5W	3000K	38º	700mA	1050 lm	92%
	A480-40-03- | NT | WT | NTMG | WTW |	10,5W	3500K	38º	700mA	1150 lm	92%
	A480-40-02- | NT | WT | NTMG | WTW |	10,5W	4000K	38º	700mA	1250 lm	92%
	A480-41-00- | NT | WT | NTMG |	10,5W	2700K	19º	700mA	950 lm	90%
	A480-41-01- | NT | WT | NTMG |	10,5W	3000K	19º	700mA	1050 lm	90%
	A480-41-03- | NT | WT | NTMG |	10,5W	3500K	19º	700mA	1150 lm	90%
	A480-41-02- | NT | WT | NTMG |	10,5W	4000K	19º	700mA	1250 lm	90%

III IP20 | CRI>90 | L90B10 > 102.000 h | MacAdam Step 3 | OPTIONS* | EXCL | UGR <19 | 38º / 19º

*DRIVER OPTIONS		Black Foster Surface Remote 3	Black Foster Surface Remote 5	Black Foster Surface Remote 10	Black Foster Surface Remote 15
NO DIM	0434-00-40	1 to 4	1 to 2	1	
	0434-01-43	1 to 6	1 to 3	1	1
DALI	0434-00-46	1 to 4	1 to 2	1	
	0434-01-25	1 to 6	1 to 3	1	1

220 240 V~ | DRIVER MUST BE PLACED ON REMOTE | DIM PHASE CUT & OTHER DIM OPTIONS PLEASE CONSULT » 296

FINISHING	Exterior	Lampshade
NT	NT ■	N ■
WT	WT □	N ■
NTMG	NT ■	MG ■
WTW	WT □	W □

COLOUR | NT ■ | WT □ | NTMG ■ | WTW □ | MATERIAL | AL | ABS+PC | RAL » 328

COLOURS MAY AFFECT THE LIGHTING PARAMETERS
"THE INVISIBLE BLACK" IS ONLY AVAILABLE FOR NT, WT & NTMG COLOURS » 304

		P	CCT	Beam	I	Flux	LOR
BLACK FOSTER Surface Remote 10	A480-50-00- | NT | WT | NTMG | WTW |	21W	2700K	38º	700mA	1900 lm	92%
	A480-50-01- | NT | WT | NTMG | WTW |	21W	3000K	38º	700mA	2100 lm	92%
	A480-50-03- | NT | WT | NTMG | WTW |	21W	3500K	38º	700mA	2300 lm	92%
	A480-50-02- | NT | WT | NTMG | WTW |	21W	4000K	38º	700mA	2500 lm	92%
	A480-51-00- | NT | WT | NTMG |	21W	2700K	19º	700mA	1900 lm	90%
	A480-51-01- | NT | WT | NTMG |	21W	3000K	19º	700mA	2100 lm	90%
	A480-51-03- | NT | WT | NTMG |	21W	3500K	19º	700mA	2300 lm	90%
	A480-51-02- | NT | WT | NTMG |	21W	4000K	19º	700mA	2500 lm	90%

III IP20 | CRI>90 | L90B10 > 102.000 h | MacAdam Step 3 | OPTIONS* | EXCL | UGR <19 | 38º / 19º

		P	CCT	Beam	I	Flux	LOR
BLACK FOSTER Surface Remote 15	A480-60-00- | NT | WT | NTMG | WTW |	31,5W	2700K	38º	700mA	2850 lm	92%
	A480-60-01- | NT | WT | NTMG | WTW |	31,5W	3000K	38º	700mA	3150 lm	92%
	A480-60-03- | NT | WT | NTMG | WTW |	31,5W	3500K	38º	700mA	3450 lm	92%
	A480-60-02- | NT | WT | NTMG | WTW |	31,5W	4000K	38º	700mA	3750 lm	92%
	A480-61-00- | NT | WT | NTMG |	31,5W	2700K	19º	700mA	2850 lm	90%
	A480-61-01- | NT | WT | NTMG |	31,5W	3000K	19º	700mA	3150 lm	90%
	A480-61-03- | NT | WT | NTMG |	31,5W	3500K	19º	700mA	3450 lm	90%
	A480-61-02- | NT | WT | NTMG |	31,5W	4000K	19º	700mA	3750 lm	90%

III IP20 | CRI>90 | L90B10 > 102.000 h | MacAdam Step 3 | OPTIONS* | EXCL | UGR <19 | 38º / 19º

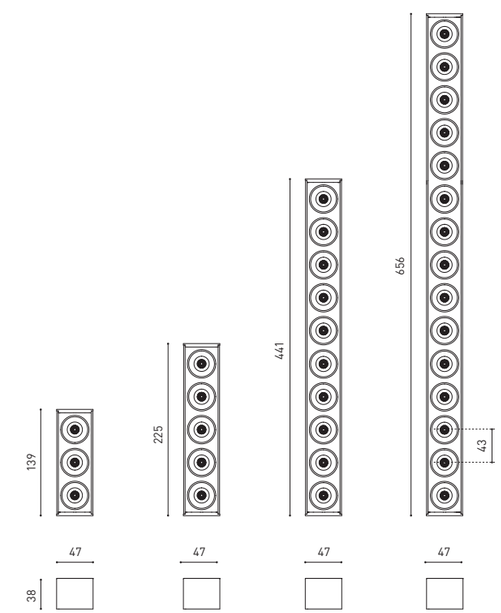

COLOUR | NT ■ | WT □ | NTMG ■ | WTW □ | MATERIAL | AL | ABS+PC | RAL » 328

COLOURS MAY AFFECT THE LIGHTING PARAMETERS
"THE INVISIBLE BLACK" IS ONLY AVAILABLE FOR NT, WT & NTMG COLOURS » 304

SHOT LIGHT SURFACE

		CCT	Beam	LOR
SHOT LIGHT S Surface	A486-00-00- | WT | NT | NTMG |	2700K	23°	86%
	A486-00-01- | WT | NT | NTMG |	3000K	23°	86%
	A486-00-02- | WT | NT | NTMG |	4000K	23°	86%
	A486-00-10- | WT | NT | NTMG | WTW |	2700K	39°	87%
	A486-00-11- | WT | NT | NTMG | WTW |	3000K	39°	87%
	A486-00-12- | WT | NT | NTMG | WTW |	4000K	39°	87%

III IP20 | CRI>90 | L80B10 >60.000 h

MacAdam Step 2 | OPTIONS* | EXCL* | UGR <19 | 23° / 39°

*DRIVER OPTIONS		P	I	CCT	Flux
	0434-00-39 1 to 3 Shot Light S Surface	4W	350mA	2700K	470 lm
				3000K	490 lm
				4000K	520 lm
	0434-00-42 1 to 3 Shot Light S Surface	6W	500mA	2700K	620 lm
				3000K	650 lm
				4000K	690 lm
NO DIM	0434-00-40 1 to 3 Shot Light S Surface	9W	700mA	2700K	790 lm
				3000K	820 lm
				4000K	880 lm
DALI	0434-00-46 1 to 3 Shot Light S Surface	9W	700mA	2700K	790 lm
				3000K	820 lm
				4000K	880 lm
DALI I Push	0434-01-25 1 to 5 Shot Light S Surface	9W	700mA	2700K	790 lm
				3000K	820 lm
				4000K	880 lm

220 240 V~ | DRIVER MUST BE PLACED ON REMOTE
DIM PHASE CUT & OTHER DIM OPTIONS PLEASE CONSULT

» 296

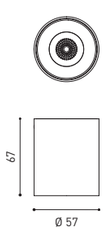

FINISHING	Body	Lampshade
WT	WT □	N ■
NT	NT ■	N ■
NTMG	NT ■	MG ■
WTW	WT □	W □

COLOUR | WT □ | NT ■ | NTMG ■ | WTW □ | MATERIAL | AL | ABS+PC | RAL » 328

COLOURS MAY AFFECT THE LIGHTING PARAMETERS
"THE INVISIBLE BLACK" IS ONLY AVAILABLE FOR WT, NT & NTMG COLOURS

» 304

		CCT	Beam	LOR
SHOT LIGHT M Surface	A396-00-10- | WT | NT | NTMG | WTW |	2700K	38°	86%
	A396-00-11- | WT | NT | NTMG | WTW |	3000K	38°	86%
	A396-00-12- | WT | NT | NTMG | WTW |	4000K	38°	86%

III IP20 | CRI>90 | L90B10 >55.000 h

MacAdam Step 2 | OPTIONS* | EXCL* | UGR <19 | 38°

*DRIVER OPTIONS		P	I	CCT	Flux
	0434-00-36	4,5W	140mA	2700K	660 lm
				3000K	690 lm
				4000K	700 lm
	0434-00-37	6,5W	200mA	2700K	910 lm
				3000K	940 lm
				4000K	960 lm
NO DIM	0434-00-39	12,4W	350mA	2700K	1470 lm
				3000K	1530 lm
				4000K	1550 lm
DALI	0434-00-79	12,4W	350mA	2700K	1470 lm
				3000K	1530 lm
				4000K	1550 lm

220 240 V~ | DRIVER MUST BE PLACED ON REMOTE
DIM PHASE CUT & OTHER DIM OPTIONS PLEASE CONSULT

» 296

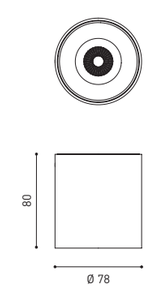

FINISHING**	Body	Lampshade
WT	WT □	N ■
NT	NT ■	N ■
NTMG	NT ■	MG ■
WTW	WT □	W □

COLOUR | WT □ | NT ■ | NTMG ■ | WTW □ | MATERIAL | AL | ABS+PC | RAL » 328

** OTHER FINISHING COMBINATIONS PLEASE CONSULT
"THE INVISIBLE BLACK" IS ONLY AVAILABLE FOR WT, NT, MG, MC & NTMG COLOURS

» 304

SHOT LIGHT SURFACE

		P	CCT	Beam	I	Flux	LOR
SHOT LIGHT S Surface 25	A493-0- ⓓ -00- | WT | NT | NTMG |	6W	2700K	23°	500mA	620 lm	86%
	A493-0- ⓓ -01- | WT | NT | NTMG |	6W	3000K	23°	500mA	650 lm	86%
	A493-0- ⓓ -02- | WT | NT | NTMG |	6W	4000K	23°	500mA	690 lm	86%
	A493-0- ⓓ -10- | WT | NT | NTMG | WTW |	6W	2700K	39°	500mA	620 lm	87%
	A493-0- ⓓ -11- | WT | NT | NTMG | WTW |	6W	3000K	39°	500mA	650 lm	87%
	A493-0- ⓓ -12- | WT | NT | NTMG | WTW |	6W	4000K	39°	500mA	690 lm	87%

220 240 V~ | IP20 | CRI>90 | L80B10 >60.000 h

MacAdam Step 2 | OPTIONS* | INCL | 23° / 39°

ⓓ	*OPTIONS
2	DIM DALI
3	DIM Push
5	DIM Phase Cut

OTHER DIM OPTIONS PLEASE CONSULT

FINISHING	Body	Lampshade
WT	WT □	N ■
NT	NT ■	N ■
NTMG	NT ■	MG ■
WTW	WT □	W □

COLOUR | WT | NT | NTMG | WTW | MATERIAL | AL | ABS+PC | RAL » 328

COLOURS MAY AFFECT THE LIGHTING PARAMETERS » 304
"THE INVISIBLE BLACK" IS ONLY AVAILABLE FOR WT, NT & NTMG COLOURS

SCOPE SURFACE

Extended Family
Scope_151

		P	CCT	I	Flux	LOR
SCOPE 21 Surface	A260-10-00- | WW | WG | WR | NN | NG |	7W	2700K	200mA	910 lm	89%
	A260-10-01- | WW | WG | WR | NN | NG |	7W	3000K	200mA	940 lm	89%
	A260-10-02- | WW | WG | WR | NN | NG |	7W	4000K	200mA	960 lm	89%

220 240 V~ | IP20 | CRI>90 | L90B10 >55.000 h

MacAdam Step 2 | FAST | CONNEC | INCL | 47°

		P	CCT	I	Flux	LOR
SCOPE 27 Surface	A260-20- ⓓ -0- | WW | WG | WR | NN | NG |	7W	2700K	200mA	910 lm	89%
	A260-20- ⓓ -1- | WW | WG | WR | NN | NG |	7W	3000K	200mA	940 lm	89%
	A260-20- ⓓ -2- | WW | WG | WR | NN | NG |	7W	4000K	200mA	960 lm	89%

220 240 V~ | IP20 | CRI>90 | L90B10 >55.000 h

MacAdam Step 2 | OPTIONS* | FAST | CONNEC | INCL | 47°

		P	CCT	I	Flux	LOR
SCOPE 35 Surface	A260-30- ⓓ -0- | WW | WG | WR | NN | NG |	7W	2700K	200mA	910 lm	89%
	A260-30- ⓓ -1- | WW | WG | WR | NN | NG |	7W	3000K	200mA	940 lm	89%
	A260-30- ⓓ -2- | WW | WG | WR | NN | NG |	7W	4000K	200mA	960 lm	89%

220 240 V~ | IP20 | CRI>90 | L90B10 >55.000 h

MacAdam Step 2 | OPTIONS* | FAST | CONNEC | INCL | 47°

ⓓ	*OPTIONS
0	DIM Phase Cut
1	DIM Push
3	DIM DALI

OTHER DIM OPTIONS PLEASE CONSULT

SCOPE 21 SURFACE

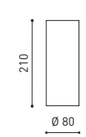

SCOPE 27 SURFACE

SCOPE 35 SURFACE

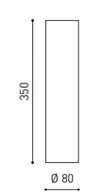

FINISHING**	Body	Lampshade
WW	W □	W □
WG	W □	G ■
WR	W □	R ■
NN	N ■	N ■
NG	N ■	G ■

COLOUR | WW | WG | WR | NN | NG | MATERIAL | AL | PC | RAL » 328

** OTHER FINISHING COMBINATIONS PLEASE CONSULT | COLOURS MAY AFFECT THE LIGHTING PARAMETERS

TOP



		CCT	Beam	LOR
TOP Mini	A296-00-10- | WT | NT |	2700K	20°	92%
	A296-00-11- | WT | NT |	3000K	20°	92%
	A296-00-12- | WT | NT |	4000K	20°	92%
	A296-00-20- | WT | NT |	2700K	30°	89%
	A296-00-21- | WT | NT |	3000K	30°	89%
	A296-00-22- | WT | NT |	4000K	30°	89%
	A296-00-30- | WT | NT |	2700K	56°	86%
	A296-00-31- | WT | NT |	3000K	56°	86%
	A296-00-32- | WT | NT |	4000K	56°	86%

III IP20 | CRI>90 | L90B10 >55.000 h

MacAdam Step 2 | OPTIONS* | EXCL | UGR <19 | 20° / 30° / 56°

*DRIVER OPTIONS

	P	I	CCT	Flux
0434-00-42 1 to 4 Top Mini	4,5W	500mA	2700K	480 lm
			3000K	500 lm
			4000K	515 lm
0434-00-40 1 to 4 Top Mini	6,5W	700mA	2700K	610 lm
			3000K	640 lm
NO DIM			4000K	655 lm
0434-00-43 1 to 4 Top Mini	4,5W	500mA	2700K	480 lm
			3000K	500 lm
			4000K	515 lm
0434-00-45 1 to 4 Top Mini	6,5W	700mA	2700K	610 lm
			3000K	640 lm
PUSH / 1-10V			4000K	655 lm
0434-00-44 1 to 4 Top Mini	4,5W	500mA	2700K	480 lm
			3000K	500 lm
			4000K	515 lm
0434-00-46 1 to 4 Top Mini	6,5W	700mA	2700K	610 lm
			3000K	640 lm
DALI			4000K	655 lm

220 240 V~ | DRIVER MUST BE PLACED ON REMOTE
DIM PHASE CUT & OTHER DIM OPTIONS PLEASE CONSULT

» 296

OPTIONAL ACCESSORIES

NOT SOLD SEPARATELY
AFFECTS THE LIGHTING PARAMETERS

TOP Beam Mixer Diffuser
0805-01-00

TOP Anti-glare Honeycomb Louver
0807-00-00 | WT | NT |

TOP High Chromatic LED » 295

COLOUR | WT □ | NT ■ | MATERIAL | AL | PC | RAL » 328

Extended Family
Magnetic 24V Top Micro_92
Top Fancy Shape_246
Top 48V_218
Top Micro 24V_189

		P	CCT	Beam	I	Flux	LOR
TOP	A295-00-10- | WT | NT |	4,5W	2700K	20°	500mA	480 lm	92%
	A295-00-11- | WT | NT |	4,5W	3000K	20°	500mA	500 lm	92%
	A295-00-12- | WT | NT |	4,5W	4000K	20°	500mA	515 lm	92%
	A295-00-20- | WT | NT |	4,5W	2700K	30°	500mA	480 lm	89%
	A295-00-21- | WT | NT |	4,5W	3000K	30°	500mA	500 lm	89%
	A295-00-22- | WT | NT |	4,5W	4000K	30°	500mA	515 lm	89%
	A295-00-30- | WT | NT |	4,5W	2700K	56°	500mA	480 lm	86%
	A295-00-31- | WT | NT |	4,5W	3000K	56°	500mA	500 lm	86%
	A295-00-32- | WT | NT |	4,5W	4000K	56°	500mA	515 lm	86%

220 240 V~ | IP20 | CRI>90 | L90B10 >55.000 h

MacAdam Step 2 | INCL | UGR <19 | 20° / 30° / 56°

OPTIONAL ACCESSORIES

NOT SOLD SEPARATELY | AFFECTS THE LIGHTING PARAMETERS

TOP Beam Mixer Diffuser 0805-01-00

TOP Anti-glare Honeycomb Louver 0807-00-00 | WT | NT |

TOP High Chromatic LED » 295

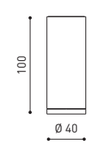

COLOUR | WT □ | NT ■ | MATERIAL | AL | PC | RAL » 328

» 304

PUCK

Extended Family
Puck Recessed_61
Puck S 48V_220

		P	CCT	Flux	LOR
PUCK M	A251-10-00- | WT | NT | MC | MG |	10W	2700K	780 lm	80%
	A251-10-01- | WT | NT | MC | MG |	10W	3000K	840 lm	80%
	A251-10-02- | WT | NT | MC | MG |	10W	4000K	880 lm	80%

220 240 V~ | IP20 | CRI>90 | L70B10 >50.000 h

MacAdam Step 3 | INCL | UGR <19 | 38º

		P	CCT	Flux	LOR
PUCK L	A251-20-00- | WT | NT | MC | MG |	15W	2700K	1175 lm	80%
	A251-20-01- | WT | NT | MC | MG |	15W	3000K	1280 lm	80%
	A251-20-02- | WT | NT | MC | MG |	15W	4000K	1330 lm	80%

220 240 V~ | IP20 | CRI>90 | L70B10 >50.000 h

MacAdam Step 3 | INCL | UGR <19 | 37º

PUCK M

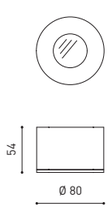

PUCK L

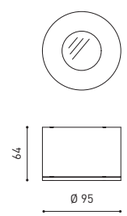

COLOUR | WT □ | NT ■ | MC ■ | MG ■ | MATERIAL | AL | OPTICAL GLASS | RAL » 328

STRAM SURFACE

Extended Family
Stram_68

		P	CCT	I	Flux	LOR
STRAM Surface Mini 2	A377-02-10- | WT | NT |	7W	2700K	500mA	975 lm	80%
	A377-02-11- | WT | NT |	7W	3000K	500mA	1050 lm	80%
	A377-02-12- | WT | NT |	7W	4000K	500mA	1075 lm	80%
STRAM Surface Mini 3	A377-03- ⓪ -0- | WT | NT |	10W	2700K	700mA	1275 lm	80%
	A377-03- ⓪ -1- | WT | NT |	10W	3000K	700mA	1375 lm	80%
	A377-03- ⓪ -2- | WT | NT |	10W	4000K	700mA	1400 lm	80%

220 240 V~ | IP20 | CRI>90 | L80B10 >60.000 h

MacAdam Step 2 | OPTIONS* | FAST | CONNEC | INCL | 100º

⓪	*OPTIONS
1	No DIM
5	DIM Phase Cut

OTHER DIM OPTIONS PLEASE CONSULT

		P	CCT	I	Flux	LOR
STRAM Surface 1	A246-01-10- | WT | NT |	10,5W	2700K	350mA	1525 lm	87%
	A246-01-11- | WT | NT |	10,5W	3000K	350mA	1650 lm	87%
	A246-01-12- | WT | NT |	10,5W	4000K	350mA	1675 lm	87%
STRAM Surface 2	A246-02-10- | WT | NT |	15,5W	2700K	500mA	2100 lm	87%
	A246-02-11- | WT | NT |	15,5W	3000K	500mA	2275 lm	87%
	A246-02-12- | WT | NT |	15,5W	4000K	500mA	2300 lm	87%
STRAM Surface 3	A246-03- ⓪ -0- | WT | NT |	22W	2700K	700mA	2800 lm	87%
	A246-03- ⓪ -1- | WT | NT |	22W	3000K	700mA	3025 lm	87%
	A246-03- ⓪ -2- | WT | NT |	22W	4000K	700mA	3075 lm	87%

220 240 V~ | IP20 | CRI>90 | L80B10 >60.000 h

MacAdam Step 2 | OPTIONS* | FAST | CONNEC | INCL | 99º

⓪	*OPTIONS
1	No DIM
2	DIM DALI | Push

DIM PHASE CUT & OTHER DIM OPTIONS PLEASE CONSULT

STRAM SURFACE MINI

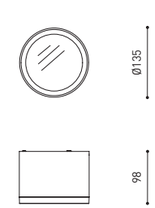

STRAM SURFACE

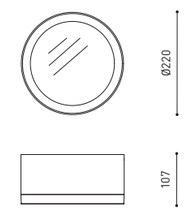

COLOUR | WT □ | NT ■ | MATERIAL | AL | PMMA | RAL » 328

PRISMATIC DIFFUSER PLEASE CONSULT | COLOURS MAY AFFECT THE LIGHTING PARAMETERS » 304
CERTIFICATES APPLICABLE FOR STRAM SURFACE

VOLA

Extended Family
Vola Suspension_155



		P	CCT	I	Flux	LOR
VOLA	A441-00- ⓪ -0- | WT | NT |	19W	2700K	500mA	3080 lm	80%
	A441-00- ⓪ -1- | WT | NT |	19W	3000K	500mA	3160 lm	80%
	A441-00- ⓪ -2- | WT | NT |	19W	4000K	500mA	3320 lm	80%

220 240 V~ | IP65 | IK10 | CRI>90 | L80B10 >60.000 h

MacAdam Step 2 | OPTIONS* | INCL | 119°

⓪	*OPTIONS
1	No DIM
2	DIM DALI
3	DIM Push
5	DIM Phase Cut

OTHER DIM OPTIONS PLEASE CONSULT

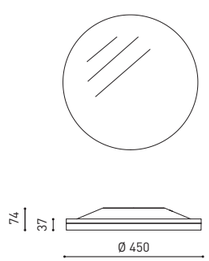

COLOUR | WT □ | NT ■ | MATERIAL | AL | PC | RAL ⓘ » 328

» 304

SKY

		P	CCT	I	Flux	LOR
SKY 2	A195-02- ⓪ -1- | WT |	15W	3000K	350mA	2450 lm	81%
	A195-02- ⓪ -2- | WT |	15W	4000K	350mA	2500 lm	81%
SKY 3	A195-03- ⓪ -1- | WT |	22W	3000K	500mA	3450 lm	81%
	A195-03- ⓪ -2- | WT |	22W	4000K	500mA	3500 lm	81%
SKY 4	A195-04- ⓪ -1- | WT |	31W	3000K	700mA	4700 lm	81%
	A195-04- ⓪ -2- | WT |	31W	4000K	700mA	4775 lm	81%
SKY 5	A195-05- ⓪ -1- | WT |	40W	3000K	900mA	5825 lm	81%
	A195-05- ⓪ -2- | WT |	40W	4000K	900mA	5925 lm	81%

220 240 V~ | IP20 | CRI>90 | L80B10 >60.000 h

MacAdam Step 2 | OPTIONS* | INCL | 105°

⓪	*OPTIONS
1	No DIM
2	DIM Push
4	DIM DALI

OTHER DIM OPTIONS PLEASE CONSULT

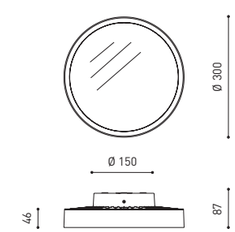

COLOUR | WT □ | MATERIAL | AL | PMMA | RAL ⓘ » 328

» 304

FIFTY + SURFACE

Extended Family
Fifty + Custom_267
Fifty + Suspension_164

		P	CCT	I	Flux	LOR	L
FIFTY + Surface 100	A445-01- ⓪ -1- | WT | NT |	15,4W	3000K	700mA	2280 lm	70%	1010mm
	A445-01- ⓪ -2- | WT | NT |	15,4W	4000K	700mA	2400 lm	70%	1010mm
FIFTY + Surface 150	A445-02- ⓪ -1- | WT | NT |	23,1W	3000K	700mA	3420 lm	70%	1510mm
	A445-02- ⓪ -2- | WT | NT |	23,1W	4000K	700mA	3600 lm	70%	1510mm
FIFTY + Surface 200	A445-03- ⓪ -1- | WT | NT |	30,8W	3000K	700mA	4560 lm	70%	2010mm
	A445-03- ⓪ -2- | WT | NT |	30,8W	4000K	700mA	4800 lm	70%	2010mm
FIFTY + Surface 300	A445-04- ⓪ -1- | WT | NT |	46,2W	3000K	700mA	6840 lm	70%	3010mm
	A445-04- ⓪ -2- | WT | NT |	46,2W	4000K	700mA	7200 lm	70%	3010mm
FIFTY + HO Surface 100	A445-11- ⓪ -1- | WT | NT |	23,6W	3000K	1050mA	3260 lm	70%	1010mm
	A445-11- ⓪ -2- | WT | NT |	23,6W	4000K	1050mA	3440 lm	70%	1010mm
FIFTY + HO Surface 150	A445-12- ⓪ -1- | WT | NT |	35,4W	3000K	1050mA	4890 lm	70%	1510mm
	A445-12- ⓪ -2- | WT | NT |	35,4W	4000K	1050mA	5160 lm	70%	1510mm
FIFTY + HO Surface 200	A445-13- ⓪ -1- | WT | NT |	47,2W	3000K	1050mA	6520 lm	70%	2010mm
	A445-13- ⓪ -2- | WT | NT |	47,2W	4000K	1050mA	6880 lm	70%	2010mm
FIFTY + HO Surface 300	A445-14- ⓪ -1- | WT | NT |	70,8W	3000K	1050mA	9780 lm	70%	3010mm
	A445-14- ⓪ -2- | WT | NT |	70,8W	4000K	1050mA	10320 lm	70%	3010mm

220 240 V~ | IP20 | CRI>90 | L80B10 >60.000 h

MacAdam Step 2 | OPTIONS* | INCL I DIFFUSER | INCL | 104º

⓪	*OPTIONS
1	No DIM
2	DIM DALI
3	DIM Push

OTHER DIM OPTIONS PLEASE CONSULT

		P	CCT	I	Flux	LOR	L
FIFTY + UGR Surface 100	A445-21- ⓪ -1- | WT | NT |	15,4W	3000K	700mA	2280 lm	47%	1010mm
	A445-21- ⓪ -2- | WT | NT |	15,4W	4000K	700mA	2400 lm	47%	1010mm
FIFTY + UGR Surface 150	A445-22- ⓪ -1- | WT | NT |	23,1W	3000K	700mA	3420 lm	47%	1510mm
	A445-22- ⓪ -2- | WT | NT |	23,1W	4000K	700mA	3600 lm	47%	1510mm
FIFTY + UGR Surface 200	A445-23- ⓪ -1- | WT | NT |	30,8W	3000K	700mA	4560 lm	47%	2010mm
	A445-23- ⓪ -2- | WT | NT |	30,8W	4000K	700mA	4800 lm	47%	2010mm
FIFTY + UGR Surface 300	A445-24- ⓪ -1- | WT | NT |	46,2W	3000K	700mA	6840 lm	47%	3010mm
	A445-24- ⓪ -2- | WT | NT |	46,2W	4000K	700mA	7200 lm	47%	3010mm
FIFTY + UGR HO Surface 100	A445-31- ⓪ -1- | WT | NT |	23,6W	3000K	1050mA	3260 lm	47%	1010mm
	A445-31- ⓪ -2- | WT | NT |	23,6W	4000K	1050mA	3440 lm	47%	1010mm
FIFTY + UGR HO Surface 150	A445-32- ⓪ -1- | WT | NT |	35,4W	3000K	1050mA	4890 lm	47%	1510mm
	A445-32- ⓪ -2- | WT | NT |	35,4W	4000K	1050mA	5160 lm	47%	1510mm
FIFTY + UGR HO Surface 200	A445-33- ⓪ -1- | WT | NT |	47,2W	3000K	1050mA	6520 lm	47%	2010mm
	A445-33- ⓪ -2- | WT | NT |	47,2W	4000K	1050mA	6880 lm	47%	2010mm
FIFTY + UGR HO Surface 300	A445-34- ⓪ -1- | WT | NT |	70,8W	3000K	1050mA	9780 lm	47%	3010mm
	A445-34- ⓪ -2- | WT | NT |	70,8W	4000K	1050mA	10320 lm	47%	3010mm

220 240 V~ | IP20 | CRI>90 | L80B10 >60.000 h

MacAdam Step 2 | OPTIONS* | INCL I UGR DIFFUSER | INCL | UGR <19 | 62º

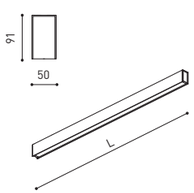

COLOUR | WT □ | NT ■ | MATERIAL | AL | PC | RAL » 328

» 304

FLIP SURFACE

THE INVISIBLE BLACK

Extended Family
Magnetic 24V Flip_88
Flip 48V_214
Flip Recessed_98



		CCT	Beam	LOR
FLIP Surface	A490-00-10- | NT | WT | NTMG |	2700K	23º	86%
	A490-00-11- | NT | WT | NTMG |	3000K	23º	86%
	A490-00-12- | NT | WT | NTMG |	4000K	23º	86%
	A490-00-20- | NT | WT | NTMG | WTW |	2700K	34º	78%
	A490-00-21- | NT | WT | NTMG | WTW |	3000K	34º	78%
	A490-00-22- | NT | WT | NTMG | WTW |	4000K	34º	78%

IP20 | CRI>90 | L80B10 >60.000 h

MacAdam Step 2 | EXCL | 350º | 90º | 23º / 34º

*DRIVER OPTIONS		P	I	CCT	Flux
NO DIM	0434-00-42 1 to 3 Flip Surface	6W	500mA	2700K	620 lm
				3000K	650 lm
				4000K	690 lm
DALI	0434-00-44 1 to 3 Flip Surface	6W	500mA	2700K	620 lm
				3000K	650 lm
				4000K	690 lm
DALI I Push	0434-01-24 1 to 5 Flip Surface	6W	500mA	2700K	620 lm
				3000K	650 lm
				4000K	690 lm

220 240 V~ | DRIVER MUST BE PLACED ON REMOTE
DIM PHASE CUT & OTHER DIM OPTIONS PLEASE CONSULT

» 296

FINISHING**	Body	Lampshade
NT	NT ■	N ■
WT	WT □	N ■
NTMG	NT ■	MG ■
WTW	WT □	W □

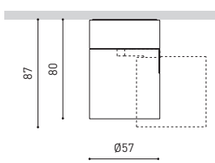

COLOUR | NT ■ | WT □ | NTMG ■ | WTW □ | MATERIAL | AL | ABS+PC | RAL » 328

** OTHER FINISHING COMBINATIONS PLEASE CONSULT | COLOURS MAY AFFECT THE LIGHTING PARAMETERS
"THE INVISIBLE BLACK" IS ONLY AVAILABLE FOR WT, NT & NTMG COLOURS

» 304

COCO SURFACE

Extended Family
Magnetic 24V Coco_88
Coco 48V_212
Coco Recessed_99

N

		P	CCT	Beam	I	Flux	LOR
COCO Surface	A536-0- ⓪ -10- | WT | NT |	8,7W	2700K	20°	500mA	1200 lm	87%
	A536-0- ⓪ -11- | WT | NT |	8,7W	3000K	20°	500mA	1250 lm	87%
	A536-0- ⓪ -12- | WT | NT |	8,7W	4000K	20°	500mA	1340 lm	87%
	A536-0- ⓪ -20- | WT | NT |	8,7W	2700K	34°	500mA	1200 lm	89%
	A536-0- ⓪ -21- | WT | NT |	8,7W	3000K	34°	500mA	1250 lm	89%
	A536-0- ⓪ -22- | WT | NT |	8,7W	4000K	34°	500mA	1340 lm	89%
	A536-0- ⓪ -30- | WT | NT |	8,7W	2700K	48°	500mA	1200 lm	86%
	A536-0- ⓪ -31- | WT | NT |	8,7W	3000K	48°	500mA	1250 lm	86%
	A536-0- ⓪ -32- | WT | NT |	8,7W	4000K	48°	500mA	1340 lm	86%

220 240 V~ | IP20 | CRI>90 | L80B10 >66.000 h

MacAdam Step 2 | OPTIONS* | REMOTE | 350° | 90° | 20° / 34° / 48°

		P	CCT	Beam	I	Flux	LOR
COCO Surface Super Spot	A536-0- ⓪ -00- | WT | NT |	6W	2700K	12°	500mA	750 lm	66%
	A536-0- ⓪ -01- | WT | NT |	6W	3000K	12°	500mA	800 lm	66%
	A536-0- ⓪ -02- | WT | NT |	6W	4000K	12°	500mA	850 lm	66%

220 240 V~ | IP20 | CRI>90 | L80B10 >55.000 h

MacAdam Step 2 | OPTIONS* | REMOTE | 350° | 90° | 12°

⓪	*OPTIONS
2	DIM DALI
5	DIM Phase Cut
7	DIM On Board

OTHER DIM OPTIONS PLEASE CONSULT

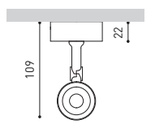

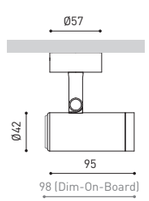

OPTIONAL ACCESSORIES

AFFECT THE LIGHTING PARAMETERS
NOT SOLD SEPARATELY

COCO Anti-glare Honeycomb Louver
A498-90-00- | WT | NT |

COCO Anti-glare Screen
A498-90-01- | WT | NT |

COCO Linear Filter
A498-90-02- | WT | NT |

SIUTABLE FOR BEAM ≤ 34°

COCO High Chromatic Led » 295

COLOUR | WT □ | NT ■ | MATERIAL | AL | PC/PMMA | RAL » 328

OTHER CCT OPTIONS PLEASE CONSULT » 304

N

		P	CCT	Beam	I	Flux	LOR
COCO SHAPER Surface	A537-0- ⓪ -00- | NT |	6W	2700K	20°-33°	500mA	650 lm	40-38%
	A537-0- ⓪ -01- | NT |	6W	3000K	20°-33°	500mA	680 lm	40-38%
	A537-0- ⓪ -02- | NT |	6W	4000K	20°-33°	500mA	730 lm	40-38%
	A537-0- ⓪ -10- | NT |	6W	2700K	53°	500mA	650 lm	37%
	A537-0- ⓪ -11- | NT |	6W	3000K	53°	500mA	680 lm	37%
	A537-0- ⓪ -12- | NT |	6W	4000K	53°	500mA	730 lm	37%

220 240 V~ | IP20 | CRI>90 | L80B10 >60.000 h

MacAdam Step 2 | OPTIONS* | REMOTE | 350° | 90° | 20° - 33° / 53°

⓪	*OPTIONS
1	No DIM
2	DIM DALI

OTHER DIM OPTIONS
PLEASE CONSULT

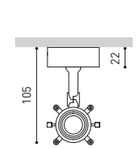

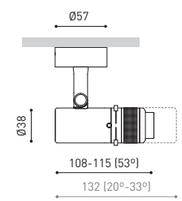

COLOUR | NT ■ | MATERIAL | AL | OPTICAL GLASS | RAL » 328

OTHER CCT PLEASE CONSULT | CUSTOM GOBO PLEASE CONSULT » 304

FIT SURFACE

		P	CCT	Beam	I	Flux	LOR
FIT 35 Surface	A345-35-10- | WT | NT | G |	5,5W	2700K	20°	500mA	620 lm	85%
	A345-35-11- | WT | NT | G |	5,5W	3000K	20°	500mA	660 lm	85%
	A345-35-12- | WT | NT | G |	5,5W	4000K	20°	500mA	710 lm	85%
	A345-35-20- | WT | NT | G |	5,5W	2700K	29°	500mA	620 lm	84%
	A345-35-21- | WT | NT | G |	5,5W	3000K	29°	500mA	660 lm	84%
	A345-35-22- | WT | NT | G |	5,5W	4000K	29°	500mA	710 lm	84%
	A345-35-30- | WT | NT | G |	5,5W	2700K	36°	500mA	620 lm	85%
	A345-35-31- | WT | NT | G |	5,5W	3000K	36°	500mA	660 lm	85%
	A345-35-32- | WT | NT | G |	5,5W	4000K	36°	500mA	710 lm	85%

220 240 V~ | IP20 | CRI>90 | L90B10 > 108.000 h

MacAdam Step 2 | PHASE CUT | INCL | 355° | 90° | 20°/29°/36°

		P	CCT	Beam	I	Flux	LOR
FIT 35 Surface Double	A345-4- ⓓ -10- | WT | NT | G |	11W	2700K	20°	500mA	2 x 620 lm	85%
	A345-4- ⓓ -11- | WT | NT | G |	11W	3000K	20°	500mA	2 x 660 lm	85%
	A345-4- ⓓ -12- | WT | NT | G |	11W	4000K	20°	500mA	2 x 710 lm	85%
	A345-4- ⓓ -20- | WT | NT | G |	11W	2700K	29°	500mA	2 x 620 lm	84%
	A345-4- ⓓ -21- | WT | NT | G |	11W	3000K	29°	500mA	2 x 660 lm	84%
	A345-4- ⓓ -22- | WT | NT | G |	11W	4000K	29°	500mA	2 x 710 lm	84%
	A345-4- ⓓ -30- | WT | NT | G |	11W	2700K	36°	500mA	2 x 620 lm	85%
	A345-4- ⓓ -31- | WT | NT | G |	11W	3000K	36°	500mA	2 x 660 lm	85%
	A345-4- ⓓ -32- | WT | NT | G |	11W	4000K	36°	500mA	2 x 710 lm	85%

220 240 V~ | IP20 | CRI>90 | L90B10 > 108.000 h

MacAdam Step 2 | OPTIONS* | INCL | 355° | 90° | 20°/29°/36°

ⓓ	*OPTIONS
1	No DIM
2	DIM DALI
5	DIM Phase Cut

OTHER DIM OPTIONS PLEASE CONSULT

FINISHING	Lamp	Base
WT	WT □	WT □
NT	NT ■	NT ■
G	G ■	NT ■

OPTIONAL ACCESSORY

FIT 35 Anti-glare Honeycomb Louver

A345-00-00

NOT SOLD SEPARATELY
AFFECTS THE LIGHTING PARAMETERS

FIT 35 SURFACE

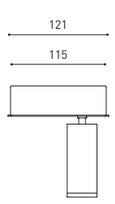

FIT 35 SURFACE DOUBLE

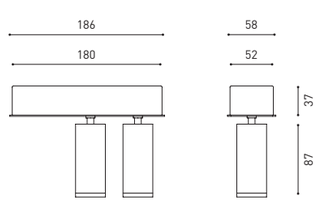

COLOUR | WT □ | NT ■ | G ■ | MATERIAL | AL | PC | RAL » 328

Extended Family
Magnetic 24V Fit_90
Fit_238
Fit 24V_192
Fit 48V_205
Fit 65 1L_231
Fit Recessed_96



		P	CCT	Beam	I	Flux	LOR
FIT 65 Surface	A471-0- ⓓ -11- | WT | NT |	10,3W	3000K	18°	300mA	1300 lm	90%
	A471-0- ⓓ -12- | WT | NT |	10,3W	4000K	18°	300mA	1320 lm	90%
	A471-0- ⓓ -21- | WT | NT |	10,3W	3000K	26°	300mA	1300 lm	88%
	A471-0- ⓓ -22- | WT | NT |	10,3W	4000K	26°	300mA	1320 lm	88%
	A471-0- ⓓ -31- | WT | NT |	10,3W	3000K	36°	300mA	1300 lm	84%
	A471-0- ⓓ -32- | WT | NT |	10,3W	4000K	36°	300mA	1320 lm	84%

220 240 V~ | IP20 | CRI>90 | L90B10 > 55.000 h

MacAdam Step 2 | OPTIONS* | INCL | 350° | 90° | 18°/26°/36°



		P	CCT	Beam	I	Flux	LOR
FIT 80 Surface	A472-0- ⓓ -11- | WT | NT |	19W	3000K	19°	550mA	2500 lm	90%
	A472-0- ⓓ -12- | WT | NT |	19W	4000K	19°	550mA	2540 lm	90%
	A472-0- ⓓ -21- | WT | NT |	19W	3000K	28°	550mA	2500 lm	84%
	A472-0- ⓓ -22- | WT | NT |	19W	4000K	28°	550mA	2540 lm	84%
	A472-0- ⓓ -31- | WT | NT |	19W	3000K	37°	550mA	2500 lm	85%
	A472-0- ⓓ -32- | WT | NT |	19W	4000K	37°	550mA	2540 lm	85%

220 240 V~ | IP20 | CRI>90 | L90B10 > 55.000 h

MacAdam Step 2 | OPTIONS* | INCL | 350° | 90° | 19°/28°/37°

ⓓ	*OPTIONS
1	No DIM
2	DIM DALI

OTHER DIM OPTIONS PLEASE CONSULT

OPTIONAL ACCESSORIES

FIT 65 Anti-glare Honeycomb Louver	A356-00-00
FIT 80 Anti-glare Honeycomb Louver	A357-00-00

NOT SOLD SEPARATELY | AFFECTS THE LIGHTING PARAMETERS

FIT 65 SURFACE

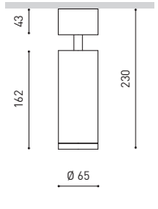

FIT 80 SURFACE

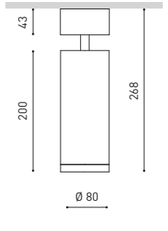

COLOUR | WT □ | NT ■ | MATERIAL | AL | PC | RAL » 328

» 304

iO SURFACE

Extended Family
Magnetic 24V iO Micro_90
iO_230
iO 48V_210
iO Micro 24V_191

		P	CCT	Beam	I	Flux	LOR
iO Surface	A263-00-10- | WT | NT |	4,5W	2700K	20°	500mA	485 lm	92%
	A263-00-11- | WT | NT |	4,5W	3000K	20°	500mA	505 lm	92%
	A263-00-12- | WT | NT |	4,5W	4000K	20°	500mA	520 lm	92%
	A263-00-20- | WT | NT |	4,5W	2700K	30°	500mA	485 lm	89%
	A263-00-21- | WT | NT |	4,5W	3000K	30°	500mA	505 lm	89%
	A263-00-22- | WT | NT |	4,5W	4000K	30°	500mA	520 lm	89%
	A263-00-30- | WT | NT |	4,5W	2700K	56°	500mA	485 lm	86%
	A263-00-31- | WT | NT |	4,5W	3000K	56°	500mA	505 lm	86%
	A263-00-32- | WT | NT |	4,5W	4000K	56°	500mA	520 lm	86%

220 240 V~ | IP20 | CRI>90 | L90B10 > 55.000 h

MacAdam Step 2 | INCL | 355° | 325° | 20° / 30° / 56°

OPTIONAL ACCESSORIES

NOT SOLD SEPARATELY | AFFECTS THE LIGHTING PARAMETERS

iO Beam Mixer Diffuser 0805-01-00

iO Anti-glare Honeycomb Louver 0806-00-00 | WT | NT |

iO High Chromatic LED » 295

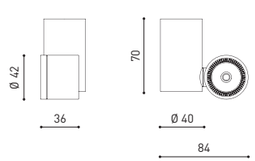

COLOUR | WT □ | NT ■ | MATERIAL | AL | PC | RAL » 328

ZEN TUBE SURFACE

Extended Family
Zen Tube_240
Zen Tube 48V_211

		P	CCT	I	Flux	LOR
ZEN TUBE Surface 1	A284-11- ⓓ -1- | WT | NT |	12W	3000K	350mA	1640 lm	90%
	A284-11- ⓓ -2- | WT | NT |	12W	4000K	350mA	1670 lm	90%
ZEN TUBE Surface 2	A284-12- ⓓ -1- | WT | NT |	17W	3000K	500mA	2220 lm	90%
	A284-12- ⓓ -2- | WT | NT |	17W	4000K	500mA	2250 lm	90%
ZEN TUBE Surface 3	A284-13- ⓓ -1- | WT | NT |	23W	3000K	700mA	3190 lm	90%
	A284-13- ⓓ -2- | WT | NT |	23W	4000K	700mA	3240 lm	90%

220 240 V~ | IP20 | CRI>90 | L90B10 > 55.000 h

MacAdam Step 2 | INCL | 355° | 270° | 16° / 24° / 42°

ⓓ	BEAM OPTIONS
1	16°
2	24°
3	42°

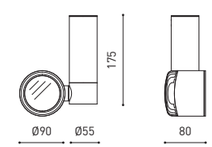

OPTIONAL ACCESSORIES

NOT SOLD SEPARATELY | AFFECTS THE LIGHTING PARAMETERS

ZEN Anti-Glare Honeycomb Louver 0702-02-00

ZEN Elliptical Refractor 0700-08-00

ZEN Beam Mixer Diffuser 0805-02-00

ZEN High Chromatic LED » 295

COLOUR | WT □ | NT ■ | MATERIAL | AL | GL-TRANS | RAL » 328

OTHER CCT PLEASE CONSULT | DIM OPTIONS PLEASE CONSULT



SUSPENSION

130 Alaska
132 Loop
135 Art Chandelier
136 Art
145 Black Foster Suspension
146 Warp
148 Dune
150 Pipe
151 Scope
152 Stick
153 Holly
154 Spin
155 Vola Suspension
157 Hey Joe
158 Salt
160 Line Suspension
163 Slimgot
164 Fifty+ Suspension

ALASKA

		P	CCT	I	Flux	LOR
ALASKA	A425- ⓪ -0-10- | N | BG |	4,5W	2700K	500mA	475 lm	30%
	A425- ⓪ -0-11- | N | BG |	4,5W	3000K	500mA	500 lm	30%
	DALI * A425- ⓪ -0-20- | N | BG |	4,5W	2700K	500mA	475 lm	30%
	DALI * A425- ⓪ -0-21- | N | BG |	4,5W	3000K	500mA	500 lm	30%

220 240 V~ | IP20 | CRI>90 | L90B10 >55.000 h

MacAdam Step 2 | INCL | Ø50 | 21°

* OTHER DIM OPTIONS PLEASE CONSULT

⓪	CORD LENGTH - L
0	2 m
2	5 m

OTHER LENGTH PLEASE CONSULT

FINISHING*	Lamp	Base
N	N ■	NT ■
BG	BG ■	NT ■

BASE NOT USED WITH WIRE TRIMLESS INSTALLATION.

OPTIONAL ACCESSORIES

TRIMLESS TOOL D20 X D52mm

A478-00-01

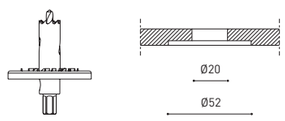

CORD Accessory

0223-00-00- | N |

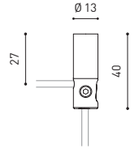

WIRE TRIMLESS Accessory

Coaxial Trimless

A023-00-03- | W | N |

REMOTE | INCL | Ø20

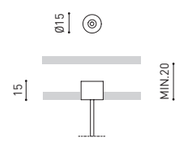

ALASKA

ALASKA + CORD ACCESSORY

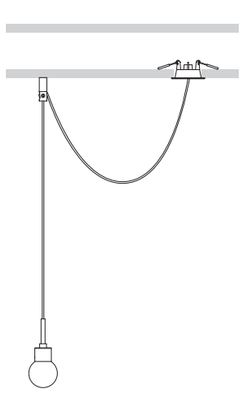

COAXIAL TRIMLESS

COLOUR | N ■ | NT ■ | BG ■ | W □ | MATERIAL | AL | OPTICAL GLASS | RAL » 328

OTHER CCT PLEASE CONSULT | * OTHER FINISHING COMBINATIONS PLEASE CONSULT » 304

Extended Family
Alaska 24V_189
Alaska Fancy Shape_248
Alaska Trimless_62

		P	CCT	I	Flux	LOR
ALASKA Big	A455- ⓪ -0- ⓪ -0- | N | BG |	8,4W	2700K	500mA	1040 lm	37%
	A455- ⓪ -0- ⓪ -1- | N | BG |	8,4W	3000K	500mA	1100 lm	37%

220 240 V~ | IP20 | CRI>90 | L90B10 >60.000 h

MacAdam Step 2 | OPTIONS* | INCL | 44°

		P	CCT	I	Flux	LOR
ALASKA Big Wire Trimless	A455- ⓪ -1- ⓪ -0- | N | BG |	8,4W	2700K	500mA	1040 lm	37%
	A455- ⓪ -1- ⓪ -1- | N | BG |	8,4W	3000K	500mA	1100 lm	37%

220 240 V~ | IP20 | CRI>90 | L90B10 >60.000 h

MacAdam Step 2 | INCL | OPTIONS* | INCL-REMOTE | Ø20 | 44°

⓪	CORD LENGTH - L
0	2 m
1	3 m
2	5 m

⓪	OPTIONS*
2	DIM DALI
5	DIM Phase Cut

OTHER DIM OPTIONS PLEASE CONSULT

FINISHING**	Lamp	Base
N	N ■	NT ■
BG	BG ■	NT ■

OPTIONAL ACCESSORIES

TRIMLESS TOOL D20 X D52mm A478-00-01

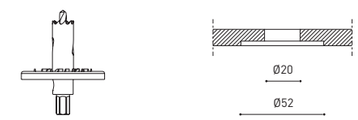

CORD Accessory 0223-00-00- | N |

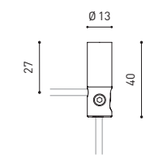

ALASKA BIG

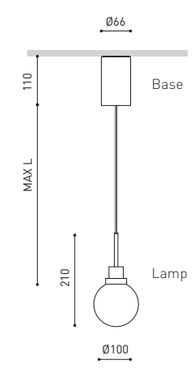

ALASKA BIG WIRE TRIMLESS

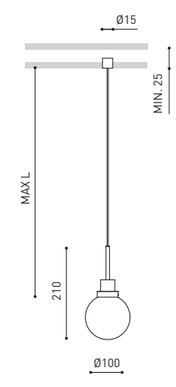

COAXIAL WIRE TRIMLESS

COLOUR | N ■ | BG ■ | NT ■ | MATERIAL | AL | OPTICAL GLASS | RAL » 328

OTHER CCT PLEASE CONSULT | ** OTHER FINISHING COMBINATIONS PLEASE CONSULT

LOOP

		P	CCT	I	Flux	LOR
LOOP 1300	A473-10- ⓪ -0- | N | WT | BG |	26,5W	2700K	700mA	2800 lm	38%
	A473-10- ⓪ -1- | N | WT | BG |	26,5W	3000K	700mA	3060 lm	38%

220 240 V~ | IP20 | CRI>90 | L90B10 > 102.000 h | MacAdam Step 3 | INCL | OPTIONS* | Ø62 | 110º

		P	CCT	I	Flux	LOR
LOOP 1300 Base	A473-20- ⓪ -0- | N | WT | BG |	26,5W	2700K	700mA	2800 lm	38%
	A473-20- ⓪ -1- | N | WT | BG |	26,5W	3000K	700mA	3060 lm	38%

220 240 V~ | IP20 | CRI>90 | L90B10 > 102.000 h | MacAdam Step 3 | INCL | OPTIONS* | 110º

		P	CCT	I	Flux	LOR
LOOP 1300 Indirect	A474-10- ⓪ -0- | N | WT | BG |	26,5W	2700K	700mA	2800 lm	38%
	A474-10- ⓪ -1- | N | WT | BG |	26,5W	3000K	700mA	3060 lm	38%

220 240 V~ | IP20 | CRI>90 | L90B10 > 102.000 h | MacAdam Step 3 | INCL | OPTIONS* | Ø62 | 110º

		P	CCT	I	Flux	LOR
LOOP 1300 Indirect Base	A474-20- ⓪ -0- | N | WT | BG |	26,5W	2700K	700mA	2800 lm	38%
	A474-20- ⓪ -1- | N | WT | BG |	26,5W	3000K	700mA	3060 lm	38%

220 240 V~ | IP20 | CRI>90 | L90B10 > 102.000 h | MacAdam Step 3 | INCL | OPTIONS* | 110º

⓪ *OPTIONS

1	No DIM
2	DIM DALI
3	DIM Push

DIM PHASE CUT & OTHER DIM OPTIONS PLEASE CONSULT

FINISHING **

Lamp	Cable	Base
N ■	N ■	NT ■
WT □	W □	WT □
BG ■	N ■	NT ■

LOOP 1300 / LOOP 1300 Indirect

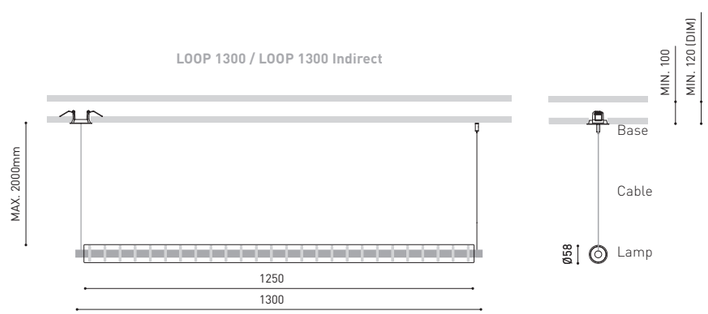

LOOP 1300 Base / LOOP 1300 Indirect Base

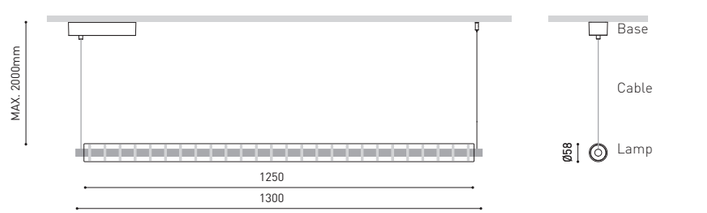

COLOUR | N ■ | NT ■ | WT □ | W □ | BG ■ | MATERIAL | GLASS | PMMA | AL | RAL » 328

** OTHER FINISHING COMBINATIONS PLEASE CONSULT » 304

N

		P	CCT	I	Flux	LOR
LOOP 1800	A527-10- ⓪ -0- | N | WT | BG |	37W	2700K	1050mA	3870 lm	38%
	A527-10- ⓪ -1- | N | WT | BG |	37W	3000K	1050mA	4240 lm	38%

220 240 V~ | IP20 | CRI>90 | L90B10 > 102.000 h | MacAdam Step 3 | INCL | OPTIONS* | Ø62 | 110º

		P	CCT	I	Flux	LOR
LOOP 1800 Base	A527-20- ⓪ -0- | N | WT | BG |	37W	2700K	1050mA	3870 lm	38%
	A527-20- ⓪ -1- | N | WT | BG |	37W	3000K	1050mA	4240 lm	38%

220 240 V~ | IP20 | CRI>90 | L90B10 > 102.000 h | MacAdam Step 3 | INCL | OPTIONS* | 110º

		P	CCT	I	Flux	LOR
LOOP 1800 Indirect	A528-10- ⓪ -0- | N | WT | BG |	37W	2700K	1050mA	3870 lm	38%
	A528-10- ⓪ -1- | N | WT | BG |	37W	3000K	1050mA	4240 lm	38%

220 240 V~ | IP20 | CRI>90 | L90B10 > 102.000 h | MacAdam Step 3 | INCL | OPTIONS* | Ø62 | 110º

		P	CCT	I	Flux	LOR
LOOP 1800 Indirect Base	A528-20- ⓪ -0- | N | WT | BG |	37W	2700K	1050mA	3870 lm	38%
	A528-20- ⓪ -1- | N | WT | BG |	37W	3000K	1050mA	4240 lm	38%

220 240 V~ | IP20 | CRI>90 | L90B10 > 102.000 h | MacAdam Step 3 | INCL | OPTIONS* | 110º

⓪ *OPTIONS

1	No DIM
2	DIM DALI
3	DIM Push

DIM PHASE CUT & OTHER DIM OPTIONS PLEASE CONSULT

FINISHING **

Lamp	Cable	Base
N ■	N ■	NT ■
WT □	W □	WT □
BG ■	N ■	NT ■

LOOP 1800 / LOOP 1800 Indirect

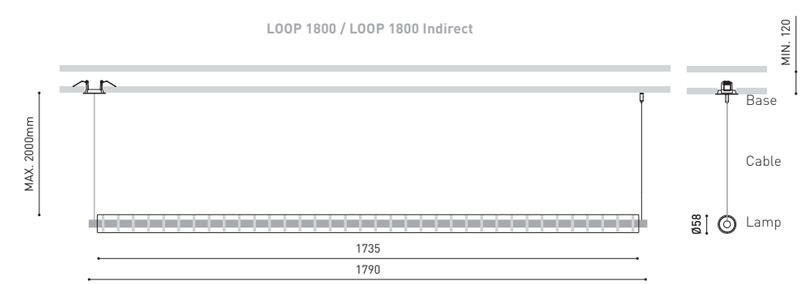

LOOP 1800 Base / LOOP 1800 Indirect Base



COLOUR | N ■ | NT ■ | WT □ | W □ | BG ■ | MATERIAL | GLASS | PMMA | AL | RAL » 328

** OTHER FINISHING COMBINATIONS PLEASE CONSULT » 304

ART CHANDELIER

Limited Production



		P	CCT	I	Flux	LOR
ART Chandelier	A518-00- -0- | WT | NT | NTMG |	25,2W	2700K	700mA	2280 lm	86%
	A518-00- -1- | WT | NT | NTMG |	25,2W	3000K	700mA	2520 lm	86%

220 240 V~ | IP20 | CRI>90 | L90B10 > 102.000 h

MacAdam Step 3 · INCL · OPTIONS* · Ø50 · Ø12 · CABLE 2 m · FAST · UGR <19 · 72° 38°

		P	CCT	I	Flux	LOR
ART Chandelier Base	A518-10- -0- | WT | NT | NTMG |	25,2W	2700K	700mA	2280 lm	86%
	A518-10- -1- | WT | NT | NTMG |	25,2W	3000K	700mA	2520 lm	86%

220 240 V~ | IP20 | CRI>90 | L90B10 > 102.000 h

MacAdam Step 3 · INCL-REMOTE · OPTIONS* · Ø10 · CABLE 2 m · FAST · UGR <19 · 72° 38°

DRIVER MUST BE PLACED ON REMOTE

OPTIONAL ACCESSORIES

WIRE TRIMLESS Accessory

Coaxial Trimless

A023-00-03- | W | N |

REMOTE · INCL · Ø20

	*OPTIONS
1	No DIM
2	DIM DALI

OTHER DIM OPTIONS PLEASE CONSULT

FINISHING **	Lamp	Base
WT	WT □	N ■
NT	NT ■	N ■
NTMG	NT ■	MG ■

TRIMLESS TOOL D20 X D52mm

A478-00-01

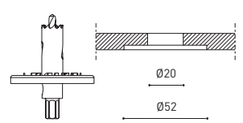

COAXIAL TRIMLESS

ART CHANDELIER

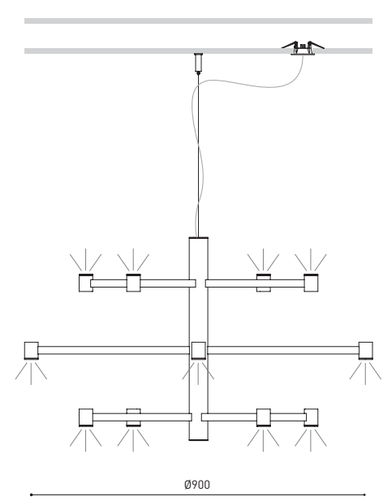

ART CHANDELIER BASE

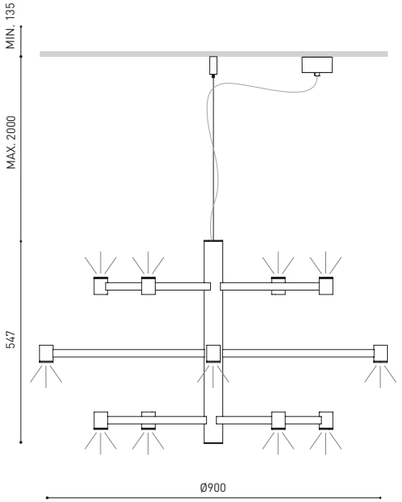

COLOUR | WT □ | NT ■ | NTMG ■ | N ■ | MATERIAL | BR | ABS +PC | RAL » 328

OTHER CCT PLEASE CONSULT » 304

ART



			P	CCT	I	Flux	LOR
ART		A342-00-10- | WT | NT | BC | BG |	6,3W	2700K	700mA	570 lm	92%
		A342-00-11- | WT | NT | BC | BG |	6,3W	3000K	700mA	630 lm	92%
	DALI *	A342-00-20- | WT | NT | BC | BG |	6,3W	2700K	700mA	570 lm	92%
	DALI *	A342-00-21- | WT | NT | BC | BG |	6,3W	3000K	700mA	630 lm	92%

220 240 V~ | IP20 | CRI>90 | L90B10 > 102.000 h

MacAdam Step 3 | INCL | 2 X Ø50 | UGR <19 | 38°

* DIM PHASE CUT & OTHER DIM OPTIONS PLEASE CONSULT



			P	CCT	I	Flux	LOR
ART Direct & Indirect		A343-00-10- | WT | NT | BC | BG |	6,3W	2700K	700mA	570 lm	92%
		A343-00-11- | WT | NT | BC | BG |	6,3W	3000K	700mA	630 lm	92%
	DALI *	A343-00-20- | WT | NT | BC | BG |	6,3W	2700K	700mA	570 lm	92%
	DALI *	A343-00-21- | WT | NT | BC | BG |	6,3W	3000K	700mA	630 lm	92%

220 240 V~ | IP20 | CRI>90 | L90B10 > 102.000 h

MacAdam Step 3 | INCL | 2 X Ø50 | UGR <19 | 38°

* DIM PHASE CUT & OTHER DIM OPTIONS PLEASE CONSULT

COLOUR | WT □ | NT ■ | BC ■ | BG ■ | W □ | N ■ | MATERIAL | BR | ABS +PC | RAL » 328

OTHER CCT PLEASE CONSULT » 304

ART

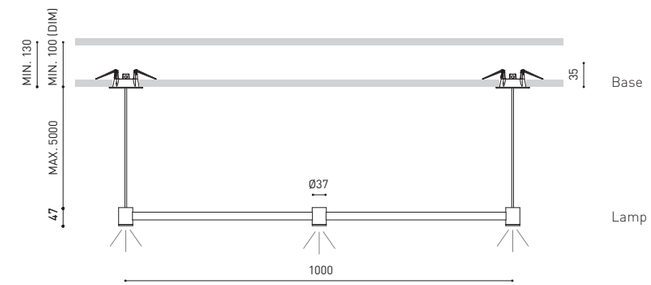

ART DIRECT & INDIRECT

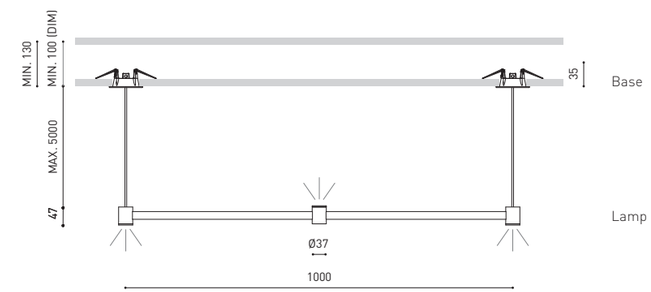

FINISHING**	Lamp	Base
WT	WT □	WT □
NT	NT ■	NT ■
BC	BC ■	WT □
BG	BG ■	WT □

BASE NOT USED WITH WIRE TRIMLESS INSTALLATION.

UNIPOLAR TRIMLESS

OPTIONAL ACCESSORIES

WIRE TRIMLESS Accessory

Unipolar Trimless A023-00-04- | W | N |

2 Pcs. needed

REMOTE | INCL | Ø20

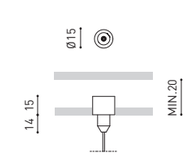

TRIMLESS TOOL D20 X D52mm A478-00-01

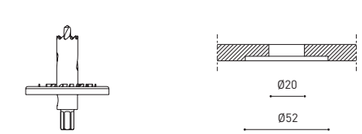

COLOUR | WT □ | NT ■ | BC ■ | BG ■ | W □ | N ■ | MATERIAL | BR | ABS +PC | RAL » 328

** OTHER FINISHING COMBINATIONS PLEASE CONSULT » 304



			P	CCT	I	Flux	LOR
ART Modular 3		A394-31-10- | WT | NT | BC | BG |	6,3W	2700K	700mA	570 lm	92%
		A394-31-11- | WT | NT | BC | BG |	6,3W	3000K	700mA	630 lm	92%
	DALI *	A394-31-20- | WT | NT | BC | BG |	6,3W	2700K	700mA	570 lm	92%
		A394-31-21- | WT | NT | BC | BG |	6,3W	3000K	700mA	630 lm	92%
ART Modular 4		A394-41-10- | WT | NT | BC | BG |	8,4W	2700K	700mA	760 lm	92%
		A394-41-11- | WT | NT | BC | BG |	8,4W	3000K	700mA	840 lm	92%
	DALI *	A394-41-20- | WT | NT | BC | BG |	8,4W	2700K	700mA	760 lm	92%
		A394-41-21- | WT | NT | BC | BG |	8,4W	3000K	700mA	840 lm	92%
ART Modular 5		A394-51-10- | WT | NT | BC | BG |	10,5W	2700K	700mA	950 lm	92%
		A394-51-11- | WT | NT | BC | BG |	10,5W	3000K	700mA	1050 lm	92%
	DALI *	A394-51-20- | WT | NT | BC | BG |	10,5W	2700K	700mA	950 lm	92%
		A394-51-21- | WT | NT | BC | BG |	10,5W	3000K	700mA	1050 lm	92%

220 240 V~ | IP20 | CRI>90 | L90B10 > 102.000 h

MacAdam Step 3 | INCL | 2 X Ø50 | UGR <19 | 38°

* DIM PHASE CUT & OTHER DIM OPTIONS PLEASE CONSULT

FINISHING**	Lamp	Base
WT	WT □	WT □
NT	NT ■	NT ■
BC	BC ■	WT □
BG	BG ■	WT □

BASE NOT USED WITH WIRE TRIMLESS INSTALLATION.

OPTIONAL ACCESSORIES

WIRE TRIMLESS Accessory

Unipolar Trimless A023-00-04- | W | N |

2 Pcs. needed

REMOTE | INCL | Ø20

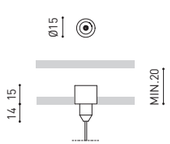

TRIMLESS TOOL D20 X D52mm A478-00-01

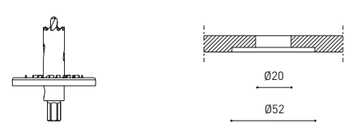

UNIPOLAR TRIMLESS

COLOUR | WT □ | NT ■ | BC ■ | BG ■ | W □ | N ■ | MATERIAL | BR | ABS +PC | RAL » 328

OTHER CCT PLEASE CONSULT | INDIRECT LIGHT PLEASE CONSULT » 304

** OTHER FINISHING COMBINATIONS PLEASE CONSULT

ART MODULAR 3

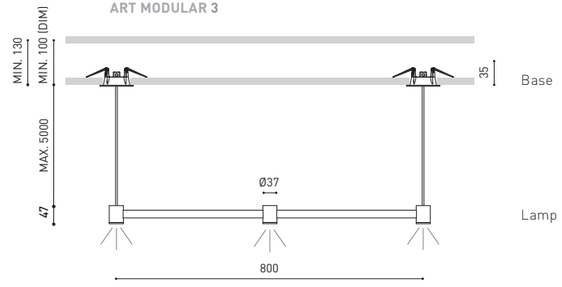

Direct & Indirect Option

ATENCIÓN

Art Modular '3' tiene una longitud de 800 mm. Las versiones preexistentes de Art miden 1000 mm de largo.

REMINDER

Art Modular '3' has a length of 800mm. The standard Art versions are 1000 mm long.

ATTENTION

Art Modular '3' a une longueur de 800 mm. Les versions préexistantes de l'ART mesurent 1000 mm de long.

ATTENZIONE

Art Modular 3 ha una lunghezza di 800mm. Le versioni precedenti dell'Art misurano 1000mm.

ACHTUNG

Art Modular '3' hat eine Länge von 800 mm. Die vorhandenen Versionen von Art sind 1000 mm lang.

ART MODULAR 4

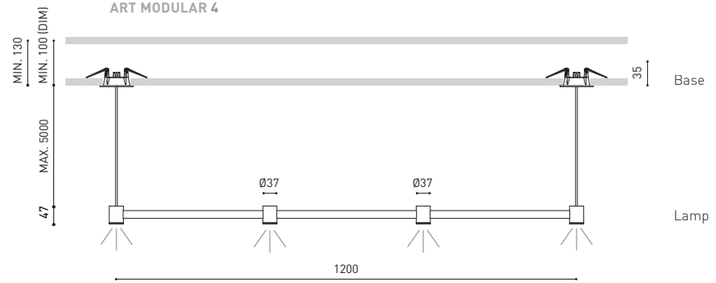

Direct & Indirect Option

ART MODULAR 5

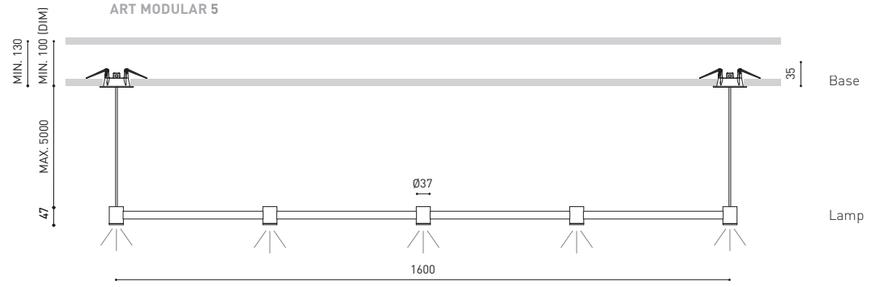

Direct & Indirect Options

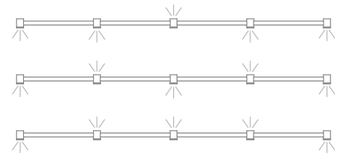



		P	CCT	I	Flux	LOR
ART Base	A342-10-10- | ○ | ⊙ |	6,3W	2700K	700mA	570 lm	92%
	A342-10-11- | ○ | ⊙ |	6,3W	3000K	700mA	630 lm	92%
DALI *	A342-10-20- | ○ | ⊙ |	6,3W	2700K	700mA	570 lm	92%
	A342-10-21- | ○ | ⊙ |	6,3W	3000K	700mA	630 lm	92%

220 240 V~ | IP20 | CRI>90 | L90B10 > 102.000 h

MacAdam Step 3 | INCL | UGR <19 | 38°

* OTHER DIM OPTIONS PLEASE CONSULT



		P	CCT	I	Flux	LOR
ART Base Direct & Indirect	A343-10-10- | ○ | ⊙ |	6,3W	2700K	700mA	570 lm	92%
	A343-10-11- | ○ | ⊙ |	6,3W	3000K	700mA	630 lm	92%
DALI *	A343-10-20- | ○ | ⊙ |	6,3W	2700K	700mA	570 lm	92%
	A343-10-21- | ○ | ⊙ |	6,3W	3000K	700mA	630 lm	92%

220 240 V~ | IP20 | CRI>90 | L90B10 > 102.000 h

MacAdam Step 3 | INCL | UGR <19 | 38°

* OTHER DIM OPTIONS PLEASE CONSULT

COLOUR | WT □ | NT ■ | BC ■ | BG ■ | MATERIAL | AL | BR | ABS +PC | RAL ⓘ » 328

OTHER CCT PLEASE CONSULT

ART BASE

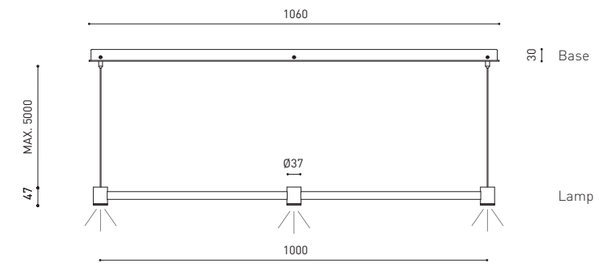

ART BASE DIRECT & INDIRECT

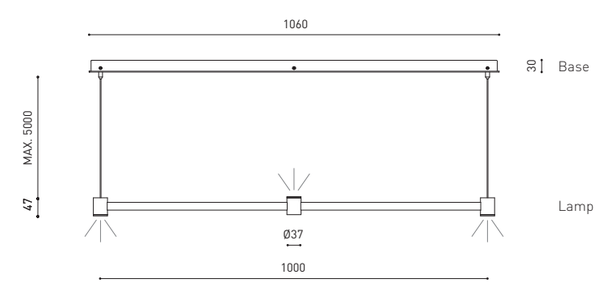

○	LAMP FINISHING**
WT	□
NT	■
BC	■
BG	■

⊙	BASE FINISHING**
WT	□
NT	■

COLOUR | WT □ | NT ■ | BC ■ | BG ■ | MATERIAL | AL | BR | ABS +PC | RAL ⓘ » 328

** OTHER FINISHING COMBINATIONS PLEASE CONSULT



			P	CCT	I	Flux	LOR
ART Modular 3 Base		A403-31-10- | ○ | ◎ |	6,3W	2700K	700mA	570 lm	92%
		A403-31-11- | ○ | ◎ |	6,3W	3000K	700mA	630 lm	92%
	DALI *	A403-31-20- | ○ | ◎ |	6,3W	2700K	700mA	570 lm	92%
		A403-31-21- | ○ | ◎ |	6,3W	3000K	700mA	630 lm	92%
ART Modular 4 Base		A403-41-10- | ○ | ◎ |	8,4W	2700K	700mA	760 lm	92%
		A403-41-11- | ○ | ◎ |	8,4W	3000K	700mA	840 lm	92%
	DALI *	A403-41-20- | ○ | ◎ |	8,4W	2700K	700mA	760 lm	92%
		A403-41-21- | ○ | ◎ |	8,4W	3000K	700mA	840 lm	92%
ART Modular 5 Base		A403-51-10- | ○ | ◎ |	10,5W	2700K	700mA	950 lm	92%
		A403-51-11- | ○ | ◎ |	10,5W	3000K	700mA	1050 lm	92%
	DALI *	A403-51-20- | ○ | ◎ |	10,5W	2700K	700mA	950 lm	92%
		A403-51-21- | ○ | ◎ |	10,5W	3000K	700mA	1050 lm	92%

220 240 V~ | IP20 | CRI>90 | L90B10 > 102.000 h

MacAdam Step 3 | INCL | UGR <19 | 38°

* OTHER DIM OPTIONS PLEASE CONSULT

○	LAMP FINISHING**
WT	□
NT	■
BC	■
BG	■

◎	BASE FINISHING**
WT	□
NT	■

COLOUR | WT □ | NT ■ | BC ■ | BG ■ | MATERIAL | AL | BR | ABS +PC | RAL » 328

OTHER CCT PLEASE CONSULT | INDIRECT LIGHT PLEASE CONSULT
** OTHER FINISHING COMBINATIONS PLEASE CONSULT

ART MODULAR 3 BASE

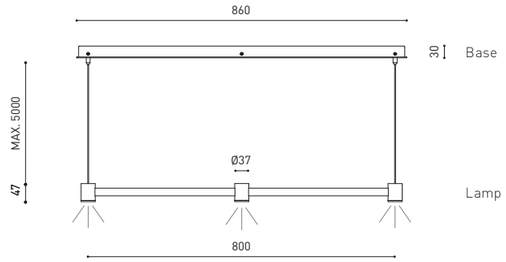

Direct & Indirect Option

ART MODULAR 4 BASE

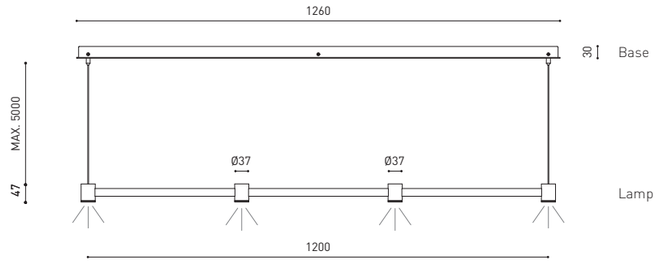

Direct & Indirect Option

ART MODULAR 5 BASE

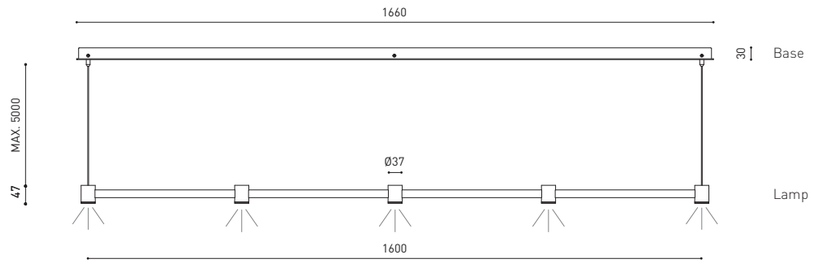

Direct & Indirect Options

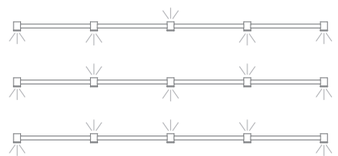

ATENCIÓN
Art Modular '3' tiene una longitud de 800 mm. Las versiones preexistentes de Art miden 1000 mm de largo.

REMINDER
Art Modular '3' has a length of 800mm. The standard Art versions are 1000 mm long.

ATTENTION
Art Modular '3' a une longueur de 800 mm. Les versions préexistantes de l'ART mesurent 1000 mm de long.

ATTENZIONE
Art Modular 3 ha una lunghezza di 800mm. Le versioni precedenti dell'Art misurano 1000mm.

ACHTUNG
Art Modular '3' hat eine Länge von 800 mm. Die vorhandenen Versionen von Art sind 1000 mm lang.

BLACK FOSTER SUSPENSION

Extended Family

Black Foster_10
Black Foster 48V_215
Black Foster Custom System_253
Black Foster Micro 24V_188
Black Foster Surface_105

		P	CCT	I	Flux
BLACK FOSTER Suspension 1200	A321-1- ○ - ⓪ -0- | WT | NT | WTMG | NTMG |	21W	2700K	700mA	1900 lm
	A321-1- ○ - ⓪ -1- | WT | NT | WTMG | NTMG |	21W	3000K	700mA	2100 lm
	A321-1- ○ - ⓪ -3- | WT | NT | WTMG | NTMG |	21W	3500K	700mA	2300 lm
	A321-1- ○ - ⓪ -2- | WT | NT | WTMG | NTMG |	21W	4000K	700mA	2500 lm
BLACK FOSTER Suspension 1600	A321-2- ○ - ⓪ -0- | WT | NT | WTMG | NTMG |	31,5W	2700K	700mA	2850 lm
	A321-2- ○ - ⓪ -1- | WT | NT | WTMG | NTMG |	31,5W	3000K	700mA	3150 lm
	A321-2- ○ - ⓪ -3- | WT | NT | WTMG | NTMG |	31,5W	3500K	700mA	3450 lm
	A321-2- ○ - ⓪ -2- | WT | NT | WTMG | NTMG |	31,5W	4000K	700mA	3750 lm

220 240 V~ | IP20 | CRI>90 | L90B10 >102.000 h

MacAdam Step 3 | INCL | OPTIONS* | 2 m | FAST | UGR <19 | 38° / 19°

○	BEAM	LOR
0	38°	92%
1	19°	90%

⓪	*OPTIONS
1	No DIM
2	DIM DALI
3	DIM Push
5	DIM On Board

FINISHING**	Exterior	Lampshade
NT	NT ■	N ■
WT	WT □	N ■
WTMG	WT □	MG ■
NTMG	NT ■	MG ■

**Interior always NT.

OPTIONAL ACCESSORIES

WIRE TRIMLESS Accessories

FEED

Mains Trimless
A023-00-01- | W | N | — NO DIM | On Board

Mains Thick Trimless
A023-00-02- | W | N | — DALI | Push

FASTENING

Steel Cable Trimless
A023-00-05- | W | N | — 2 Pcs. needed

TRIMLESS TOOL D20 X D52mm — A478-00-01

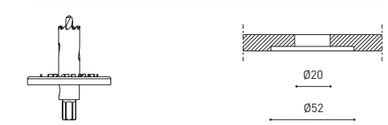

MAINS TRIMLESS

MAINS THICK TRIMLESS



STEEL CABLE TRIMLESS

BLACK FOSTER SUSPENSION 1200

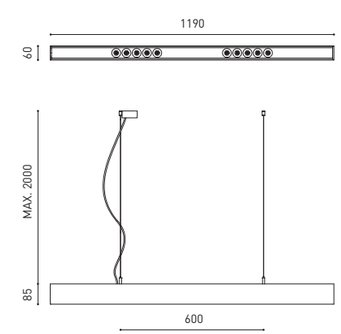

BLACK FOSTER SUSPENSION 1600

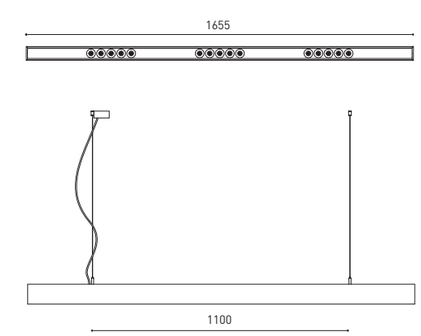

COLOUR | WT □ | NT ■ | WTMG □■ | NTMG ■■ | W □ | N ■ | MATERIAL | AL | ABS+PC | RAL » 328

TO ACHIEVE A HOMOGENEOUS LIGHT DISTRIBUTION, A DISTANCE OF 80 CM BETWEEN THE LUMINAIRE AND THE WORK SURFACE IS RECOMMENDED. » 304

WARP

		P	CCT	I	Flux	LOR
WARP 600	A533-00- ⓪ -0- | NT |	5W	2700K	150mA	800 lm	54%

220 240 V~ | IP20 | CRI>90 | L90B10 > 60.000 h

MacAdam Step 2 | OPTIONS* | INCL | Ø62 | 85°

		P	CCT	I	Flux	LOR
WARP 600 Base	A533-10- ⓪ -0- | NT |	5W	2700K	150mA	800 lm	54%

220 240 V~ | IP20 | CRI>90 | L90B10 > 60.000 h

MacAdam Step 2 | OPTIONS* | INCL | 85°

		P	CCT	I	Flux	LOR
WARP 900	A534-00- ⓪ -0- | NT |	7,2W	2700K	200mA	1150 lm	63%

220 240 V~ | IP20 | CRI>90 | L90B10 > 60.000 h

MacAdam Step 2 | OPTIONS* | INCL | Ø62 | 78°

		P	CCT	I	Flux	LOR
WARP 900 Base	A534-10- ⓪ -0- | NT |	7,2W	2700K	200mA	1150 lm	63%

220 240 V~ | IP20 | CRI>90 | L90B10 > 60.000 h

MacAdam Step 2 | OPTIONS* | INCL | 78°

⓪	*OPTIONS
1	No DIM
2	DIM DALI
5	DIM Phase Cut**

** NOT AVAILABLE FOR WARP 600 BASE

COLOUR | NT ■ | MATERIAL | AL/PA | PMMA | RAL ⓘ » 328



OPTIONAL ACCESSORIES

WIRE TRIMLESS Accessories

Mains Thick Trimless

A023-00-02- | N |

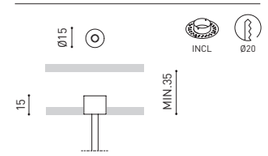

TRIMLESS TOOL D20 X D52mm

A478-00-01

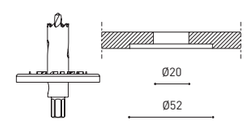

MAINS THICK TRIMLESS

WARP 600

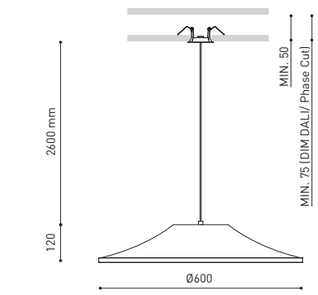

WARP 600 BASE

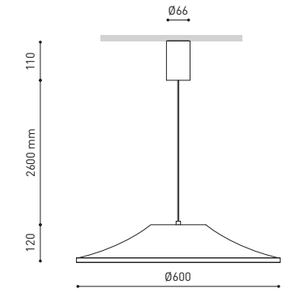

WARP 900

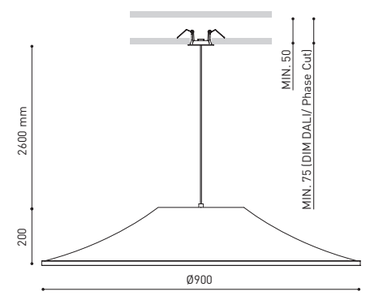

WARP 900 BASE

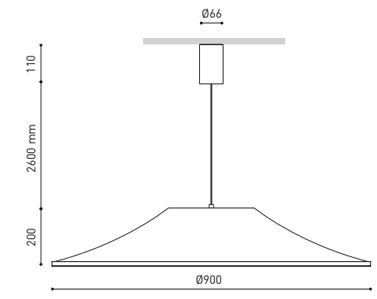

DUNE

			P	CCT	I	Flux	LOR
DUNE 35	PHASE CUT	A482-0- ⓪ -50- | WT | NT | PG | OG | BE |	4W	2700K	120mA	570 lm	83%
		A482-0- ⓪ -51- | WT | NT | PG | OG | BE |	4W	3000K	120mA	600 lm	83%
	DALI	A482-0- ⓪ -20- | WT | NT | PG | OG | BE |	4W	2700K	120mA	570 lm	83%
		A482-0- ⓪ -21- | WT | NT | PG | OG | BE |	4W	3000K	120mA	600 lm	83%

220 240 V~ | IP20 | CRI>90 | L90B10 > 55.000 h | MacAdam Step 2 | INCL | Ø50 | 132°

			P	CCT	I	Flux	LOR
DUNE 35 Wire Trimless	PHASE CUT	A482-2- ⓪ -50- | WT | NT | PG | OG | BE |	4W	2700K	120mA	570 lm	83%
		A482-2- ⓪ -51- | WT | NT | PG | OG | BE |	4W	3000K	120mA	600 lm	83%
	DALI	A482-2- ⓪ -20- | WT | NT | PG | OG | BE |	4W	2700K	120mA	570 lm	83%
		A482-2- ⓪ -21- | WT | NT | PG | OG | BE |	4W	3000K	120mA	600 lm	83%

220 240 V~ | IP20 | CRI>90 | L90B10 > 55.000 h | MacAdam Step 2 | INCL-REMOTE | INCL | Ø20 | 132°

			P	CCT	I	Flux	LOR
DUNE 35 Base	NO DIM	A482-1- ⓪ -10- | WT | NT | PG | OG | BE |	4W	2700K	120mA	570 lm	83%
		A482-1- ⓪ -11- | WT | NT | PG | OG | BE |	4W	3000K	120mA	600 lm	83%
	DALI	A482-1- ⓪ -20- | WT | NT | PG | OG | BE |	4W	2700K	120mA	570 lm	83%
		A482-1- ⓪ -21- | WT | NT | PG | OG | BE |	4W	3000K	120mA	600 lm	83%

220 240 V~ | IP20 | CRI>90 | L90B10 > 55.000 h | MacAdam Step 2 | INCL | 132°

⓪	CORD LENGTH - L
0	2 m
1	3 m
2	5 m

OPTIONAL ACCESSORIES

CORD Accessory

0223-00-00- | N |

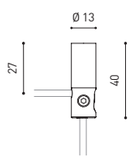

TRIMLESS TOOL D20 X D52mm

A478-00-01

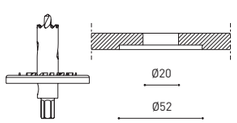

FINISHING	Lamp	Cable	Base
WT	WT □	N ■	NT ■
NT	NT ■	N ■	NT ■
PG	PG ■	N ■	NT ■
OG	OG ■	N ■	NT ■
BE	BE ■	N ■	NT ■

DUNE 35 + CORD ACCESSORY

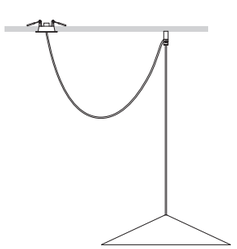

DUNE 35

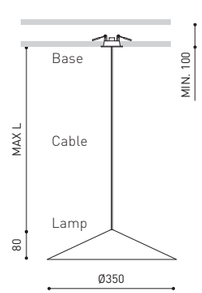

DUNE 35 WIRE TRIMLESS

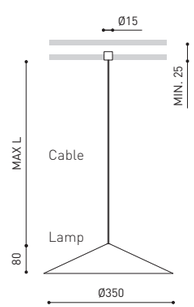

DUNE 35 BASE

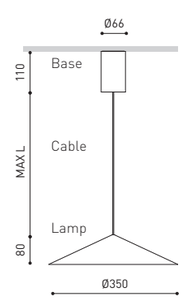

COLOUR | WT □ | NT ■ | PG ■ | OG ■ | BE ■ | N ■ | MATERIAL | AL | PC | RAL ⓘ » 328

COLOURS MAY AFFECT THE LIGHTING PARAMETERS | OTHER CCT & DIM OPTIONS PLEASE CONSULT

			P	CCT	I	Flux	LOR
DUNE 55	PHASE CUT	A483-0- ⓪ -50- | WT | NT | PG | OG | BE |	5W	2700K	150mA	710 lm	84%
		A483-0- ⓪ -51- | WT | NT | PG | OG | BE |	5W	3000K	150mA	735 lm	84%
	DALI	A483-0- ⓪ -20- | WT | NT | PG | OG | BE |	5W	2700K	150mA	710 lm	84%
		A483-0- ⓪ -21- | WT | NT | PG | OG | BE |	5W	3000K	150mA	735 lm	84%

220 240 V~ | IP20 | CRI>90 | L90B10 > 55.000 h | MacAdam Step 2 | INCL | Ø62 | 133°

			P	CCT	I	Flux	LOR
DUNE 55 Wire Trimless	PHASE CUT	A483-2- ⓪ -50- | WT | NT | PG | OG | BE |	5W	2700K	150mA	710 lm	84%
		A483-2- ⓪ -51- | WT | NT | PG | OG | BE |	5W	3000K	150mA	735 lm	84%
	DALI	A483-2- ⓪ -20- | WT | NT | PG | OG | BE |	5W	2700K	150mA	710 lm	84%
		A483-2- ⓪ -21- | WT | NT | PG | OG | BE |	5W	3000K	150mA	735 lm	84%

220 240 V~ | IP20 | CRI>90 | L90B10 > 55.000 h | MacAdam Step 2 | INCL-REMOTE | INCL | Ø20 | 133°

			P	CCT	I	Flux	LOR
DUNE 55 Base	NO DIM	A483-1- ⓪ -10- | WT | NT | PG | OG | BE |	5W	2700K	150mA	710 lm	84%
		A483-1- ⓪ -11- | WT | NT | PG | OG | BE |	5W	3000K	150mA	735 lm	84%
	DALI	A483-1- ⓪ -20- | WT | NT | PG | OG | BE |	5W	2700K	150mA	710 lm	84%
		A483-1- ⓪ -21- | WT | NT | PG | OG | BE |	5W	3000K	150mA	735 lm	84%

220 240 V~ | IP20 | CRI>90 | L90B10 > 55.000 h | MacAdam Step 2 | INCL | 133°

⓪	CORD LENGTH - L
0	2 m
1	3 m
2	5 m

OPTIONAL ACCESSORIES

CORD Accessory

0223-00-00- | N |

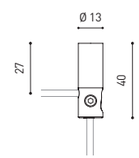

TRIMLESS TOOL D20 X D52mm

A478-00-01

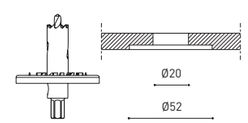

FINISHING	Lamp	Cable	Base
WT	WT □	N ■	NT ■
NT	NT ■	N ■	NT ■
PG	PG ■	N ■	NT ■
OG	OG ■	N ■	NT ■
BE	BE ■	N ■	NT ■

DUNE 55 + CORD ACCESSORIES

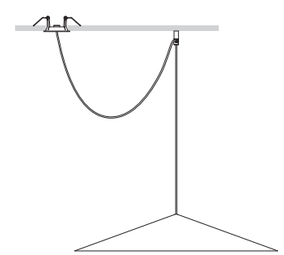

DUNE 55

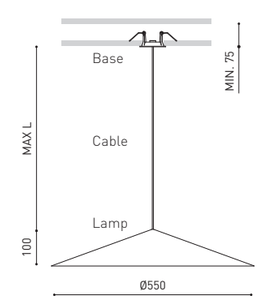

DUNE 55 WIRE TRIMLESS

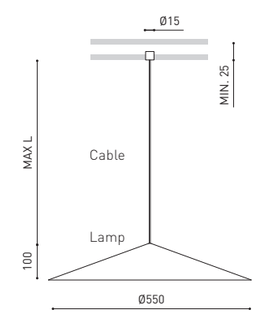

DUNE 55 BASE

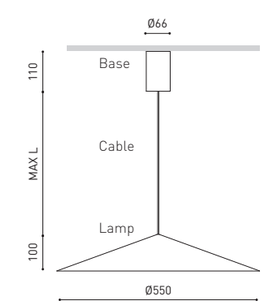

COLOUR | WT □ | NT ■ | PG ■ | OG ■ | BE ■ | N ■ | MATERIAL | AL | PC | RAL ⓘ » 328

COLOURS MAY AFFECT THE LIGHTING PARAMETERS | OTHER CCT & DIM OPTIONS PLEASE CONSULT

PIPE



		P	CCT	Beam	I	Flux	LOR
PIPE	A487- ⓪ - ⓪⓪ -00- | WT | NT | NTMG |	6W	2700K	23°	500mA	620 lm	86%
	A487- ⓪ - ⓪⓪ -01- | WT | NT | NTMG |	6W	3000K	23°	500mA	650 lm	86%
	A487- ⓪ - ⓪⓪ -02- | WT | NT | NTMG |	6W	4000K	23°	500mA	690 lm	86%
	A487- ⓪ - ⓪⓪ -10- | WT | NT | NTMG | WTW |	6W	2700K	34°	500mA	620 lm	78%
	A487- ⓪ - ⓪⓪ -11- | WT | NT | NTMG | WTW |	6W	3000K	34°	500mA	650 lm	78%
	A487- ⓪ - ⓪⓪ -12- | WT | NT | NTMG | WTW |	6W	4000K	34°	500mA	690 lm	78%

220 240 V~ | IP20 | CRI>90 | L80B10 >60.000 h

MacAdam Step 2 | OPTIONS* | INCL | Ø50 | 23° / 34°

		P	CCT	Beam	I	Flux	LOR
PIPE Base	A488- ⓪ - ⓪⓪ -00- | WT | NT | NTMG |	6W	2700K	23°	500mA	620 lm	86%
	A488- ⓪ - ⓪⓪ -01- | WT | NT | NTMG |	6W	3000K	23°	500mA	650 lm	86%
	A488- ⓪ - ⓪⓪ -02- | WT | NT | NTMG |	6W	4000K	23°	500mA	690 lm	86%
	A488- ⓪ - ⓪⓪ -10- | WT | NT | NTMG | WTW |	6W	2700K	34°	500mA	620 lm	78%
	A488- ⓪ - ⓪⓪ -11- | WT | NT | NTMG | WTW |	6W	3000K	34°	500mA	650 lm	78%
	A488- ⓪ - ⓪⓪ -12- | WT | NT | NTMG | WTW |	6W	4000K	34°	500mA	690 lm	78%

220 240 V~ | IP20 | CRI>90 | L80B10 >60.000 h

MacAdam Step 2 | OPTIONS* | INCL | 23° / 34°

OPTIONAL ACCESSORIES

CORD Accessory

0223-00-00- | W | N |

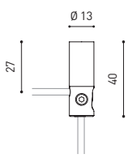

WIRE TRIMLESS Accessory

Coaxial Trimless

A023-00-03- | W | N |

REMOTE | INCL | Ø20

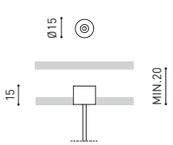

⓪	CORD LENGTH - L
0	2 m
1	3 m
2	5 m

⓪⓪	*OPTIONS
2	DIM DALI
5	DIM Phase Cut

OTHER DIM OPTIONS PLEASE CONSULT

FINISHING	Lamp	Lampshade	Base
WT	WT □	N ■	WT □
NT	NT ■	N ■	NT ■
NTMG	NT ■	MG ■	NT ■
WTW	WT □	W □	WT □

BASE NOT USED WITH WIRE TRIMLESS INSTALLATION.

TRIMLESS TOOL D20 X D52mm

A478-00-01

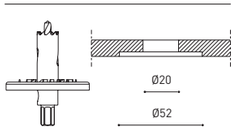

PIPE

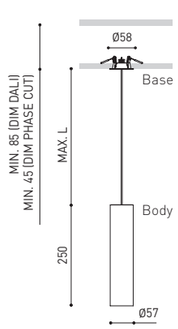

PIPE BASE

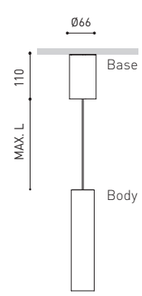

PIPE + CORD ACCESSORY

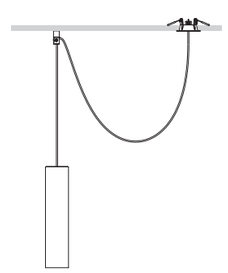

COAXIAL TRIMLESS

COLOUR | WT □ | NT ■ | NTMG ■ | WTW □ | W □ | N ■ | MATERIAL | AL | ABS+PC | RAL » 328

"THE INVISIBLE BLACK" IS ONLY AVAILABLE FOR WT, NT & NTMG COLOURS
COLOURS MAY AFFECT THE LIGHTING PARAMETERS

» 304

SCOPE

Extended Family
Scope Surface_113

		P	CCT	I	Flux	LOR
SCOPE 21	A261-10-00- | WW | WG | WR | NN | NG |	7W	2700K	200mA	910 lm	89%
	A261-10-01- | WW | WG | WR | NN | NG |	7W	3000K	200mA	940 lm	89%
	A261-10-02- | WW | WG | WR | NN | NG |	7W	4000K	200mA	960 lm	89%

220 240 V~ | IP20 | CRI>90 | L90B10 >55.000 h

MacAdam Step 2 | INCL | CABLE 2 m | FAST | 47°

		P	CCT	I	Flux	LOR
SCOPE 27	A261-20-00- | WW | WG | WR | NN | NG |	7W	2700K	200mA	910 lm	89%
	A261-20-01- | WW | WG | WR | NN | NG |	7W	3000K	200mA	940 lm	89%
	A261-20-02- | WW | WG | WR | NN | NG |	7W	4000K	200mA	960 lm	89%
SCOPE 35	A261-30-00- | WW | WG | WR | NN | NG |	7W	2700K	200mA	910 lm	89%
	A261-30-01- | WW | WG | WR | NN | NG |	7W	3000K	200mA	940 lm	89%
	A261-30-02- | WW | WG | WR | NN | NG |	7W	4000K	200mA	960 lm	89%

220 240 V~ | IP20 | CRI>90 | L90B10 >55.000 h

MacAdam Step 2 | PHASE CUT | INCL | CABLE 2 m | FAST | 47°

SUSPENSION

FINISHING **

	Body	Lampshade	Base
WW	W □	W □	W □
WG	W □	G ■	W □
WR	W □	R ■	W □
NN	N ■	N ■	N ■
NG	N ■	G ■	N ■

OPTIONAL ACCESSORIES

WIRE TRIMLESS Accessories

FEED

Mains Trimless A023-00-01- | W | N |

INCL | Ø20

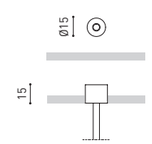

FASTENING

Steel Cable Regulator Trimless

A023-00-06- | W | N |

INCL | Ø20

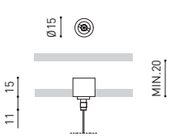

MAINS TRIMLESS



STEEL CABLE REGULATOR TRIMLESS



SCOPE 21

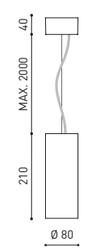

SCOPE 27

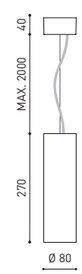

SCOPE 35

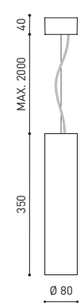

TRIMLESS TOOL D20 X D52mm A478-00-01

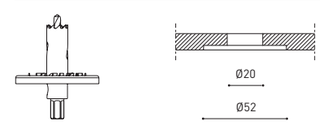

COLOUR | WW □ | WG □ | WR ■ | NN ■ | NG ■ | W □ | N ■ | MATERIAL | AL | PC | RAL » 328

** OTHER FINISHING COMBINATIONS PLEASE CONSULT | COLOURS MAY AFFECT THE LIGHTING PARAMETERS

STICK

Extended Family
Stick 22 24V_193
Stick 48V_224
Stick Fancy Shape_247

		P	CCT	Beam	I	Flux	LOR
STICK	A40- ○ - ⓪ - ⓪⓪ -10- | WT | NT | MG |	5,6W	2700K	18º	500mA	530 lm	84%
	A40- ○ - ⓪ - ⓪⓪ -11- | WT | NT | MG |	5,6W	3000K	18º	500mA	570 lm	84%
	A40- ○ - ⓪ - ⓪⓪ -20- | WT | NT | MG |	5,6W	2700K	31º	500mA	530 lm	82%
	A40- ○ - ⓪ - ⓪⓪ -21- | WT | NT | MG |	5,6W	3000K	31º	500mA	570 lm	82%
	A40- ○ - ⓪ - ⓪⓪ -30- | WT | NT | MG |	5,6W	2700K	42º	500mA	530 lm	84%
	A40- ○ - ⓪ - ⓪⓪ -31- | WT | NT | MG |	5,6W	3000K	42º	500mA	570 lm	84%

220 240 V~ | IP20 | CRI>90 | L90B10 > 108.000 h

MacAdam Step 2 | OPTIONS* | INCL | Ø50 | 18º / 31º / 42º

		P	CCT	Beam	I	Flux	LOR
STICK Base	A50- ○ - ⓪ - ⓪⓪ -10- | WT | NT | MG |	5,6W	2700K	18º	500mA	530 lm	84%
	A50- ○ - ⓪ - ⓪⓪ -11- | WT | NT | MG |	5,6W	3000K	18º	500mA	570 lm	84%
	A50- ○ - ⓪ - ⓪⓪ -20- | WT | NT | MG |	5,6W	2700K	31º	500mA	530 lm	82%
	A50- ○ - ⓪ - ⓪⓪ -21- | WT | NT | MG |	5,6W	3000K	31º	500mA	570 lm	82%
	A50- ○ - ⓪ - ⓪⓪ -30- | WT | NT | MG |	5,6W	2700K	42º	500mA	530 lm	84%
	A50- ○ - ⓪ - ⓪⓪ -31- | WT | NT | MG |	5,6W	3000K	42º	500mA	570 lm	84%

220 240 V~ | IP20 | CRI>90 | L90B10 > 108.000 h

MacAdam Step 2 | OPTIONS* | INCL | 18º / 31º / 42º

○	STICK LENGTH	
4	STICK 22	220 mm
5	STICK 44	440 mm
6	STICK 66	660 mm

⓪	CORD LENGTH-L
0	2 m
2	5 m

⓪⓪	OPTIONS*
2	DIM DALI
5	DIM Phase Cut

OTHER DIM OPTIONS PLEASE CONSULT

OPTIONAL ACCESSORIES

CORD Accessory

0223-00-00- | N |

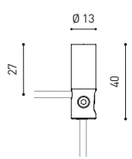

WIRE TRIMLESS Accessory

Coaxial Trimless

A023-00-03- | W | N |

REMOTE | INCL | Ø20

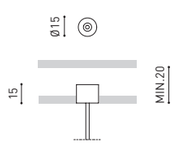

TRIMLESS TOOL D20 X D52mm

A478-00-01

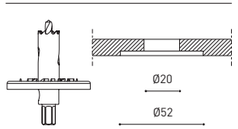

COAXIAL TRIMLESS

STICK 22 | STICK 44 | STICK 66 | STICK BASE | STICK + CORD ACCESSORY

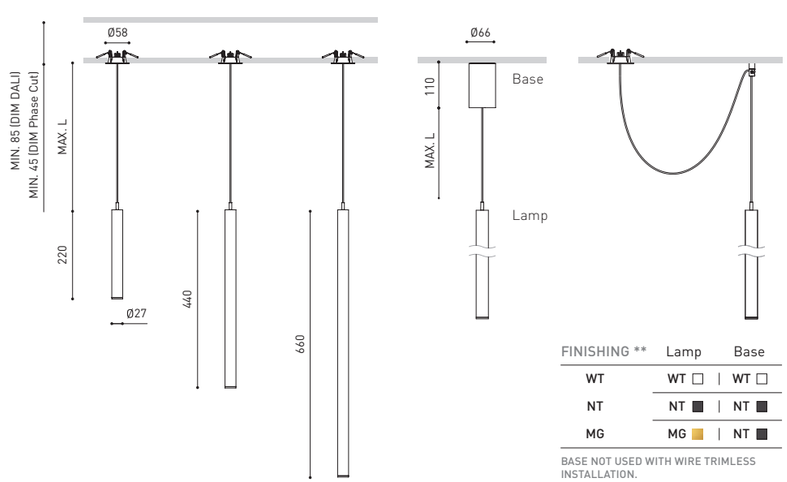

FINISHING **	Lamp	Base
WT	WT □	WT □
NT	NT ■	NT ■
MG	MG ■	NT ■

BASE NOT USED WITH WIRE TRIMLESS INSTALLATION.

COLOUR | WT □ | NT ■ | MG ■ | W □ | N ■ | MATERIAL | AL | ABS+PC | RAL » 328

» 304

HOLLY

Extended Family
Holly 48V_225
Holly Fancy Shape_251

		P	CCT	Beam	I	Flux	LOR
HOLLY	A281- ⓪ -0-00- | WT | NT | MC | MG |	2,1W	2700K	19º	700mA	190 lm	90%
	A281- ⓪ -0-01- | WT | NT | MC | MG |	2,1W	3000K	19º	700mA	210 lm	90%
	A281- ⓪ -0-10- | WT | NT | MC | MG |	2,1W	2700K	38º	700mA	190 lm	92%
	A281- ⓪ -0-11- | WT | NT | MC | MG |	2,1W	3000K	38º	700mA	210 lm	92 %

220 240 V~ | IP20 | CRI>90 | L90B10 > 102.000 h

MacAdam Step 3 | OPTIONS* | INCL | Ø50 | 19º / 38º

		P	CCT	Beam	I	Flux	LOR
HOLLY Base	A531- ⓪ -0-00- | WT | NT | MC | MG |	2,1W	2700K	19º	700mA	190 lm	90%
	A531- ⓪ -0-01- | WT | NT | MC | MG |	2,1W	3000K	19º	700mA	210 lm	90%
	A531- ⓪ -0-10- | WT | NT | MC | MG |	2,1W	2700K	38º	700mA	190 lm	92%
	A531- ⓪ -0-11- | WT | NT | MC | MG |	2,1W	3000K	38º	700mA	210 lm	92 %

220 240 V~ | IP20 | CRI>90 | L90B10 > 102.000 h

MacAdam Step 3 | OPTIONS* | INCL | 19º / 38º

OPTIONAL ACCESSORIES

CORD Accessory

0223-00-00- | W | N |

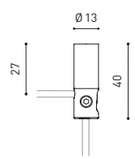

WIRE TRIMLESS Accessory

Coaxial Trimless

A023-00-03- | W | N |

REMOTE | INCL | Ø20

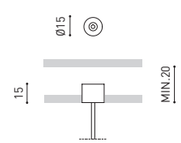

TRIMLESS TOOL D20 X D52mm

A478-00-01

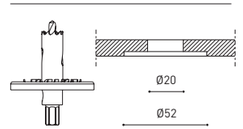

COAXIAL TRIMLESS



⓪	CORD LENGTH - L
0	2 m
1	3 m
2	5 m

FINISHING **	Lamp	Base
WT	WT □	WT □
NT	NT ■	NT ■
MC	MC ■	NT ■
MG	MG ■	NT ■

BASE NOT USED WITH WIRE TRIMLESS INSTALLATION.

HOLLY*** | HOLLY BASE | HOLLY + CORD ACCESSORY

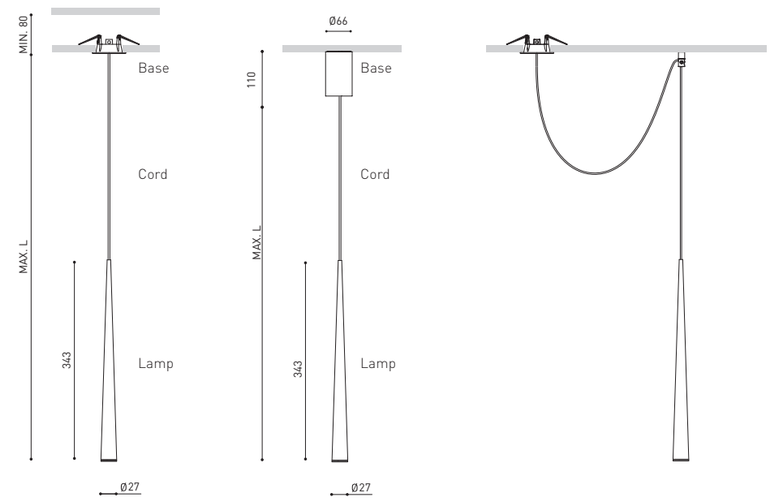

COLOUR | WT □ | NT ■ | MC ■ | MG ■ | W □ | N ■ | MATERIAL | AL | PC | RAL » 328

* OTHER DIM OPTIONS PLEASE CONSULT | **OTHER FINISHING COMBINATIONS PLEASE CONSULT

*** SUGGESTED FOR WIRE TRIMLESS INSTALLATION

» 304

SPIN

Extended Family
Spin 48V_222
Spin Fancy Shape_250

		P	CCT	Beam	I	Flux	LOR
SPIN	A222- ⓪ - ⓪⓪ -00- | WT | NT | MC | MG |	6,5W	2700K	24º	700mA	600 lm	86%
	A222- ⓪ - ⓪⓪ -01- | WT | NT | MC | MG |	6,5W	3000K	24º	700mA	630 lm	86%
	A222- ⓪ - ⓪⓪ -02- | WT | NT | MC | MG |	6,5W	4000K	24º	700mA	680 lm	86%
	A222- ⓪ - ⓪⓪ -10- | WT | NT | MC | MG |	6,5W	2700K	40º	700mA	600 lm	84%
	A222- ⓪ - ⓪⓪ -11- | WT | NT | MC | MG |	6,5W	3000K	40º	700mA	630 lm	84%
	A222- ⓪ - ⓪⓪ -12- | WT | NT | MC | MG |	6,5W	4000K	40º	700mA	680 lm	84%

220 240 V~ | IP20 | CRI>90 | L90B10 > 60.000 h

MacAdam Step 2 | OPTIONS* | INCL | Ø50 | 24º / 40º

		P	CCT	Beam	I	Flux	LOR
SPIN Base	A221- ⓪ - ⓪⓪ -00- | WT | NT | MC | MG |	6,5W	2700K	24º	700mA	600 lm	86%
	A221- ⓪ - ⓪⓪ -01- | WT | NT | MC | MG |	6,5W	3000K	24º	700mA	630 lm	86%
	A221- ⓪ - ⓪⓪ -02- | WT | NT | MC | MG |	6,5W	4000K	24º	700mA	680 lm	86%
	A221- ⓪ - ⓪⓪ -10- | WT | NT | MC | MG |	6,5W	2700K	40º	700mA	600 lm	84%
	A221- ⓪ - ⓪⓪ -11- | WT | NT | MC | MG |	6,5W	3000K	40º	700mA	630 lm	84%
	A221- ⓪ - ⓪⓪ -12- | WT | NT | MC | MG |	6,5W	4000K	40º	700mA	680 lm	84%

220 240 V~ | IP20 | CRI>90 | L90B10 > 60.000 h

MacAdam Step 2 | OPTIONS* | INCL | 24º/ 40º

OPTIONAL ACCESSORIES

CORD Accessory

0223-00-00- | W | N |

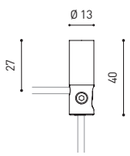

WIRE TRIMLESS Accessory

Coaxial Trimless

A023-00-03- | W | N |

REMOTE | INCL | Ø20

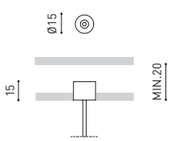

TRIMLESS TOOL D20 X D52mm

A478-00-01

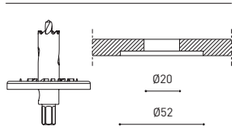

COAXIAL TRIMLESS

⓪	CORD LENGTH - L
0	2 m
1	3 m
2	5 m

⓪⓪	OPTIONS*
2	DIM Phase Cut
3	DIM DALI

OTHER DIM OPTIONS PLEASE CONSULT

FINISHING **	Lamp	Base
WT	WT □	WT □
NT	NT ■	NT ■
MC	MC ■	NT ■
MG	MG ■	NT ■

BASE NOT USED WITH WIRE TRIMLESS INSTALLATION.

SPIN***

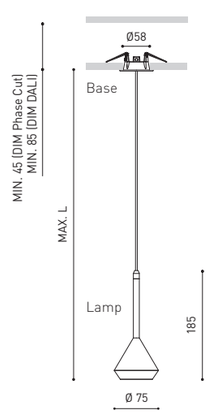

SPIN BASE

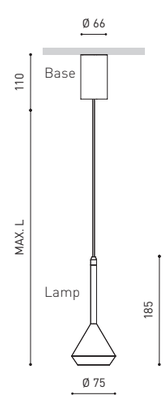

SPIN + CORD ACCESSORY

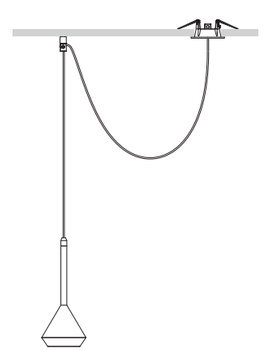

COLOUR | WT □ | NT ■ | MC ■ | MG ■ | W □ | N ■ | MATERIAL | AL | PMMA | RAL » 328

** OTHER FINISHING COMBINATIONS PLEASE CONSULT | *** SUGGESTED FOR WIRE TRIMLESS INSTALLATION & | » 304

VOLA SUSPENSION

Extended Family
Vola_118

		P	CCT	I	Flux	LOR
VOLA Suspension	A442-00- ⓪ -0- | WT | NT |	19W	2700K	500mA	3080 lm	80%
	A442-00- ⓪ -1- | WT | NT |	19W	3000K	500mA	3160 lm	80%
	A442-00- ⓪ -2- | WT | NT |	19W	4000K	500mA	3320 lm	80%

220 240 V~ | IP20 | IK10 | CRI>90 | L80B10 > 60.000 h

MacAdam Step 2 | OPTIONS* | INCL | CABLE 2 m | FAST | 119º

⓪	*OPTIONS
1	No DIM
2	DIM DALI
3	DIM Push
5	DIM Phase Cut

OTHER DIM OPTIONS PLEASE CONSULT

MAINS TRIMLESS



MAINS THICK TRIMLESS



STEEL CABLE TRIMLESS

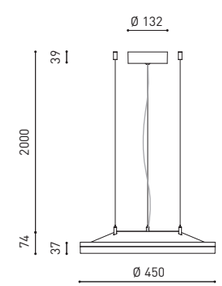

OPTIONAL ACCESSORIES

WIRE TRIMLESS Accessories

FEED

Mains Trimless

A023-00-01- | W | N | NO DIM

Mains Thick Trimless

A023-00-02- | W | N | DIM

FASTENING

Steel Cable Trimless

A023-00-05- | W | N | 3 Pcs. needed

TRIMLESS TOOL D20 X D52mm A478-00-01

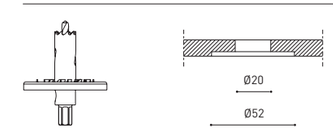

COLOUR | WT □ | NT ■ | W □ | N ■ | MATERIAL | AL | PC | RAL » 328

& | » 304

HEY JOE

		P	CCT	I	Flux	LOR
HEY JOE	A535-10- ⓪ -0- | NB | WB | PGB |	11,5W	2700K	350mA	1550 lm	44%
	A535-10- ⓪ -1- | NB | WB | PGB |	11,5W	3000K	350mA	1600 lm	44%

220 240 V~ | IP20 | CRI>90 | L80B10 > 60.000 h

MacAdam Step 2 | OPTIONS* | INCL | Ø62 | 86º

		P	CCT	I	Flux	LOR
HEY JOE Base	A535-20-50- | NB | WB | PGB |	11,5W	2700K	350mA	1550 lm	44%
	A535-20-51- | NB | WB | PGB |	11,5W	3000K	350mA	1600 lm	44%

220 240 V~ | IP20 | CRI>90 | L80B10 > 60.000 h

MacAdam Step 2 | PHASE CUT | INCL | 86º

⓪	*OPTIONS
2	DIM DALI
5	DIM Phase Cut

OPTIONAL ACCESSORIES

WIRE TRIMLESS Accessories

Mains Trimless

A023-00-01- | W | N |

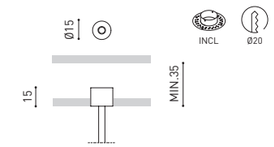

FINISHING **	Lamp	Cable	Base
	NB ◧	N ■	NT ■
	WB □	N ■	NT ■
	PGB ▨	N ■	NT ■

MAINS TRIMLESS



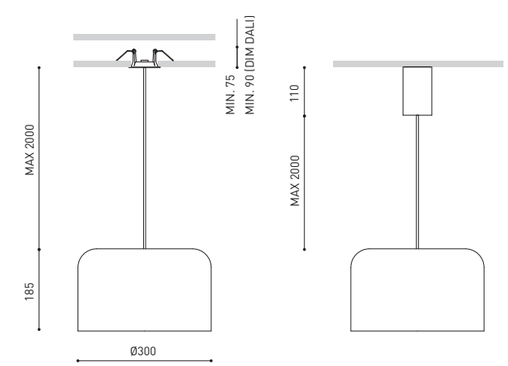

TRIMLESS TOOL D20 X D52mm

A478-00-01

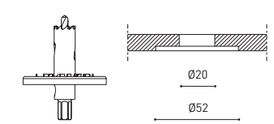

COLOUR | NB ◧ | WB □ | PGB ▨ | MATERIAL | AL | RAL ⓘ » 328

** OTHER FINISHING COMBINATIONS PLEASE CONSULT | OTHER CCT & DIM OPTIONS PLEASE CONSULT » 304

SALT

			P	CCT	I	Flux	LOR
SALT Mini	A280-00-10-	WW | WG | WR | NW | NG | NR |	10W	2700K	700mA	1300 lm	67%
	A280-00-11-	WW | WG | WR | NW | NG | NR |	10W	3000K	700mA	1400 lm	67%
	A280-00-12-	WW | WG | WR | NW | NG | NR |	10W	4000K	700mA	1425 lm	67%

220 240 V~ | IP20 | CRI>90 | L80B10 >60.000 h

MacAdam Step 2 | PHASE CUT | INCL | CABLE 2 m | FAST | 80º

MAINS TRIMLESS

STEEL CABLE TRIMLESS

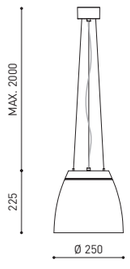

OPTIONAL ACCESSORIES

WIRE TRIMLESS Accessories

FEED

Mains Trimless A023-00-01- | W | N |

INCL | Ø20

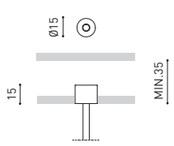

FASTENING

Steel Cable Trimless A023-00-05- | W | N |

3 Pcs. needed

INCL | Ø20

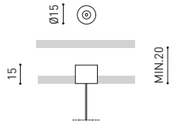

TRIMLESS TOOL D20 X D52mm A478-00-01

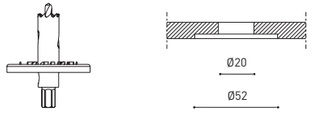

COLOUR | WW | WG | WR | NW | NG | NR | MATERIAL | AL | PMMA | RAL » 328

COLOUR | W | N | COLOURS MAY AFFECT THE LIGHTING PARAMETERS » 304

			P	CCT	I	Flux	LOR
SALT 3	A220-03- 1 -0-	WW | WG | WR | NW | NG | NR |	22W	2700K	700mA	2800 lm	79%
	A220-03- 1 -1-	WW | WG | WR | NW | NG | NR |	22W	3000K	700mA	3025 lm	79%
	A220-03- 1 -2-	WW | WG | WR | NW | NG | NR |	22W	4000K	700mA	3075 lm	79%
SALT 4	A220-04- ⓪ -1-	WW | WG | WR | NW | NG | NR |	27W	3000K	700mA	4100 lm	79%
	A220-04- ⓪ -2-	WW | WG | WR | NW | NG | NR |	27W	4000K	700mA	4175 lm	79%
SALT 5	A220-05- ⓪ -1-	WW | WG | WR | NW | NG | NR |	35W	3000K	900mA	5125 lm	79%
	A220-05- ⓪ -2-	WW | WG | WR | NW | NG | NR |	35W	4000K	900mA	5225 lm	79%
SALT 6	A220-06- ⓪ -1-	WW | WG | WR | NW | NG | NR |	47,5W	3000K	1200mA	6550 lm	79%
	A220-06- ⓪ -2-	WW | WG | WR | NW | NG | NR |	47,5W	4000K	1200mA	6650 lm	79%

220 240 V~ | IP20 | CRI>90 | L80B10 >60.000 h

MacAdam Step 2 | OPTIONS* | INCL | CABLE 2 m | FAST | 77º

⓪	*OPTIONS
2	DIM Push
4	DIM DALI

DIM PHASE CUT & OTHER DIM OPTIONS PLEASE CONSULT

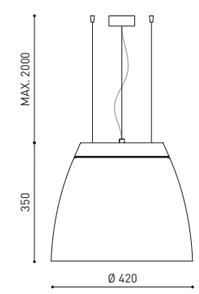

MAINS THICK TRIMLESS



OPTIONAL ACCESSORIES

WIRE TRIMLESS Accessories

FEED

Mains Trimless

A023-00-01- | W | N | NO DIM

Mains Thick Trimless

A023-00-02- | W | N | DIM

INCL | Ø20

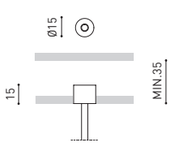

FASTENING

Steel Cable Trimless

A023-00-05- | W | N | 3 Pcs. needed

INCL | Ø20

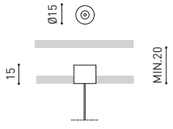

TRIMLESS TOOL D20 X D52mm A478-00-01

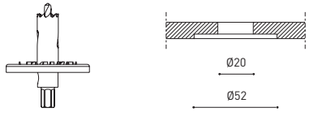

COLOUR | WW | WG | WR | NW | NG | NR | MATERIAL | AL | PMMA | RAL » 328

COLOUR | W | N | COLOURS MAY AFFECT THE LIGHTING PARAMETERS » 304

LINE SUSPENSION

		P	CCT	I	Flux	LOR
LINE Suspension 1500	A436-10- ⓪ -0- | WT | NT |	31,5W	2700K	1050mA	4500 lm	61%
	A436-10- ⓪ -1- | WT | NT |	31,5W	3000K	1050mA	4800 lm	61%
	A436-10- ⓪ -2- | WT | NT |	31,5W	4000K	1050mA	4950 lm	61%
LINE Suspension 2000	A436-20- ⓪ -0- | WT | NT |	42W	2700K	1400mA	6000 lm	61%
	A436-20- ⓪ -1- | WT | NT |	42W	3000K	1400mA	6400 lm	61%
	A436-20- ⓪ -2- | WT | NT |	42W	4000K	1400mA	6600 lm	61%

220 240 V~ | IP20 | CRI>90 | L80B10 > 60.000 h

MacAdam Step 2 · INCL · OPTIONS* · CABLE 2 m · FAST · Ø62 · 100º

		P	CCT	I	Flux	LOR
LINE Suspension 1500 Base	A436-11- ⓪ -0- | WT | NT |	31,5W	2700K	1050mA	4500 lm	61%
	A436-11- ⓪ -1- | WT | NT |	31,5W	3000K	1050mA	4800 lm	61%
	A436-11- ⓪ -2- | WT | NT |	31,5W	4000K	1050mA	4950 lm	61%
LINE Suspension 2000 Base	A436-21- ⓪ -0- | WT | NT |	42W	2700K	1400mA	6000 lm	61%
	A436-21- ⓪ -1- | WT | NT |	42W	3000K	1400mA	6400 lm	61%
	A436-21- ⓪ -2- | WT | NT |	42W	4000K	1400mA	6600 lm	61%

220 240 V~ | IP20 | CRI>90 | L80B10 > 60.000 h

MacAdam Step 2 · INCL · OPTIONS* · CABLE 2 m · FAST · 100º

		P	CCT	I	Flux Up	Flux Down	LOR
LINE Suspension Direct & Indirect 1500	A437-10- ⓪ -0- | WT | NT |	35W	2700K	1200mA	2100 lm	3120 lm	61%
	A437-10- ⓪ -1- | WT | NT |	35W	3000K	1200mA	2140 lm	3210 lm	61%
	A437-10- ⓪ -2- | WT | NT |	35W	4000K	1200mA	2250 lm	3360 lm	61%
LINE Suspension Direct & Indirect 2000	A437-20- ⓪ -0- | WT | NT |	41W	2700K	1400mA	2030 lm	4060 lm	61%
	A437-20- ⓪ -1- | WT | NT |	41W	3000K	1400mA	2080 lm	4160 lm	61%
	A437-20- ⓪ -2- | WT | NT |	41W	4000K	1400mA	2180 lm	4370 lm	61%

220 240 V~ | IP20 | CRI>90 | L80B10 > 60.000 h

MacAdam Step 2 · INCL · OPTIONS* · CABLE 2 m · FAST · Ø62 · 100º

		P	CCT	I	Flux Up	Flux Down	LOR
LINE Suspension Direct & Indirect 1500 Base	A437-11- ⓪ -0- | WT | NT |	35W	2700K	1200mA	2100 lm	3120 lm	61%
	A437-11- ⓪ -1- | WT | NT |	35W	3000K	1200mA	2140 lm	3210 lm	61%
	A437-11- ⓪ -2- | WT | NT |	35W	4000K	1200mA	2250 lm	3360 lm	61%
LINE Suspension Direct & Indirect 2000 Base	A437-21- ⓪ -0- | WT | NT |	41W	2700K	1400mA	2030 lm	4060 lm	61%
	A437-21- ⓪ -1- | WT | NT |	41W	3000K	1400mA	2080 lm	4160 lm	61%
	A437-21- ⓪ -2- | WT | NT |	41W	4000K	1400mA	2180 lm	4370 lm	61%

220 240 V~ | IP20 | CRI>90 | L80B10 > 60.000 h

MacAdam Step 2 · INCL · OPTIONS* · CABLE 2 m · FAST · 100º

⓪	*OPTIONS
1	No DIM
2	DIM DALI
3	DIM Push

COLOUR | WT □ | NT ■ | W □ | N ■ | MATERIAL | AL | PC | RAL ⓘ » 328

COLOURS MAY AFFECT THE LIGHTING PARAMETERS » 304

Extended Family
Line 48V_217
Line Micro 24V_191

LINE SUSP. 1500 LINE SUSP. 2000

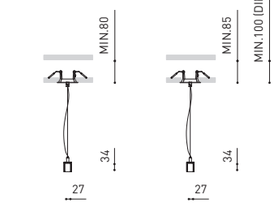

LINE SUSPENSION 1500 / 2000

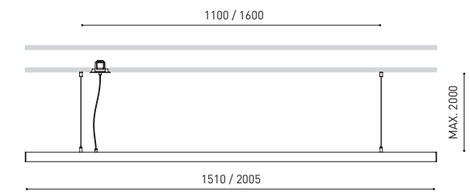

LINE SUSPENSION 1500 BASE / 2000 BASE

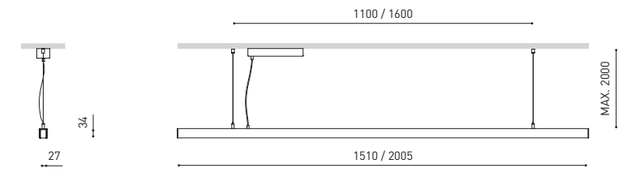

LINE SUSPENSION D&I 1500 / 2000

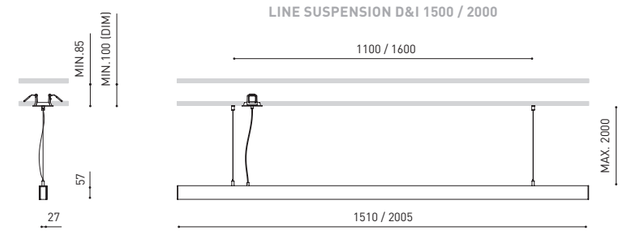

LINE SUSPENSION D&I 1500 BASE / 2000 BASE

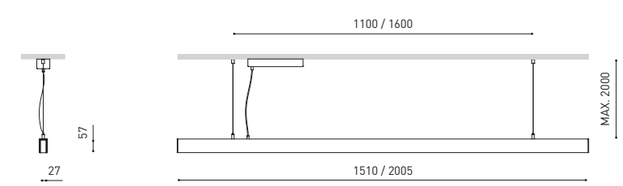

OPTIONAL ACCESSORIES

WIRE TRIMLESS Accessories

FEED

Coaxial Trimless

A023-00-03- | W | N |

REMOTE · INCL · Ø20

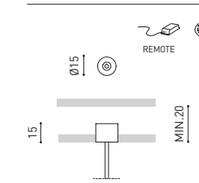

FASTENING

Steel Cable Trimless

A023-00-05- | W | N |

INCL · Ø20

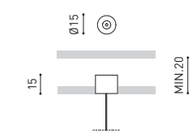

TRIMLESS TOOL D20 X D52mm

A478-00-01

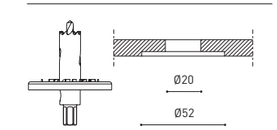

COAXIAL TRIMLESS

STEEL CABLE TRIMLESS

COLOUR | WT □ | NT ■ | W □ | N ■ | MATERIAL | AL | PC | RAL ⓘ » 328

COLOURS MAY AFFECT THE LIGHTING PARAMETERS » 304

LINE SUSPENSION

		P	CCT	I	Flux	LOR
LINE Micro Suspension 1400	A438-10- ⓪ -0- | WT | NT |	13,5W	2700K	350mA	2160 lm	66%
	A438-10- ⓪ -1- | WT | NT |	13,5W	3000K	350mA	2200 lm	66%
LINE Micro Suspension 2000	A438-20- ⓪ -0- | WT | NT |	18W	2700K	700mA	2860 lm	66%
	A438-20- ⓪ -1- | WT | NT |	18W	3000K	700mA	3000 lm	66%

220 240 V~ | IP20 | CRI>90 | L80B10 >60.000 h | MacAdam Step 2 | INCL | OPTIONS* | CABLE 2 m | FAST | Ø50 | 105º

		P	CCT	I	Flux	LOR
LINE Micro Suspension 1400 Base	A438-11- ⓪ -0- | WT | NT |	13,5W	2700K	350mA	2160 lm	66%
	A438-11- ⓪ -1- | WT | NT |	13,5W	3000K	350mA	2200 lm	66%
LINE Micro Suspension 2000 Base	A438-21- ⓪ -0- | WT | NT |	18W	2700K	700mA	2860 lm	66%
	A438-21- ⓪ -1- | WT | NT |	18W	3000K	700mA	3000 lm	66%

220 240 V~ | IP20 | CRI>90 | L80B10 >60.000 h | MacAdam Step 2 | INCL | OPTIONS* | CABLE 2 m | FAST | 105º

⓪	*OPTIONS
1	No DIM
2	DIM DALI
3	DIM Push

OPTIONAL ACCESSORIES

WIRE TRIMLESS Accessories

FEED

Coaxial Trimless

A023-00-03- | W | N |

REMOTE | INCL | Ø20

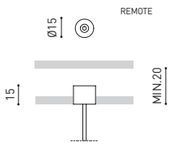

FASTENING

Steel Cable Trimless

A023-00-05- | W | N |

INCL | Ø20

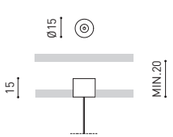

TRIMLESS TOOL D20 X D52mm

A478-00-01

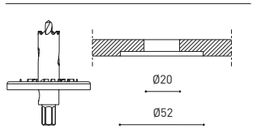

LINE MICRO SUSPENSION 1400 / 2000

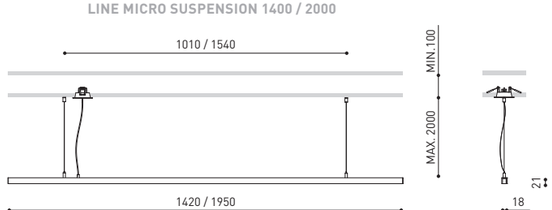

LINE MICRO SUSPENSION 1400 BASE / 2000 BASE

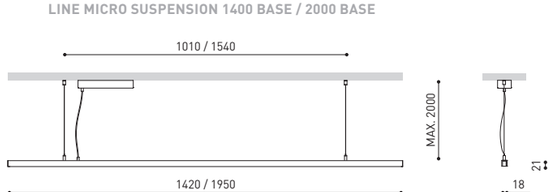

COAXIAL TRIMLESS

STEEL CABLE TRIMLESS

COLOUR | WT ☐ | NT ■ | W ☐ | N ■ | MATERIAL | AL | PC | RAL » 328

COLOURS MAY AFFECT THE LIGHTING PARAMETERS

SLIMGOT

		P	CCT	I	Flux	LOR
SLIMGOT 120	A203-1- ⓪ -01- | WT | NT |	14,8W	3000K	500mA	2360 lm	85%
	A203-1- ⓪ -02- | WT | NT |	14,8W	4000K	500mA	2400 lm	85%
SLIMGOT 150	A203-2- ⓪ -01- | WT | NT |	21W	3000K	700mA	3300 lm	85%
	A203-2- ⓪ -02- | WT | NT |	21W	4000K	700mA	3350 lm	85%

220 240 V~ | IP20 | CRI>90 | L80B10 >60.000 h | MacAdam Step 2 | INCL | OPTIONS* | CABLE 2 m | FAST | 86º

⓪	*OPTIONS
1	No DIM
2	DIM DALI / Push

OPTIONAL ACCESSORIES

WIRE TRIMLESS Accessory

Coaxial Trimless A023-00-03- | W | N |

Feeding: Only 1 piece needed.
Fasteners not available

REMOTE | INCL | Ø20

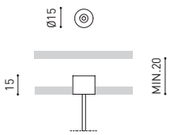

TRIMLESS TOOL D20 X D52mm A478-00-01

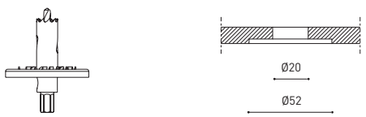



COAXIAL TRIMLESS

SLIMGOT 120

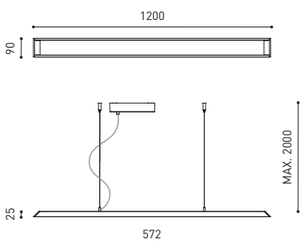

SLIMGOT 150

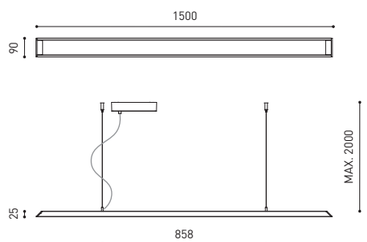

COLOUR | WT ☐ | NT ■ | W ☐ | N ■ | MATERIAL | AL | PMMA | RAL » 328

» 304

FIFTY + SUSPENSION

		P	CCT	I	Flux	LOR	L
FIFTY + Suspension 100	A446-01- -1- | WT | NT |	15,4W	3000K	700mA	2280 lm	70%	1010mm
	A446-01- -2- | WT | NT |	15,4W	4000K	700mA	2400 lm	70%	1010mm
FIFTY + Suspension 150	A446-02- -1- | WT | NT |	23,1W	3000K	700mA	3420 lm	70%	1510mm
	A446-02- -2- | WT | NT |	23,1W	4000K	700mA	3600 lm	70%	1510mm
FIFTY + Suspension 200	A446-03- -1- | WT | NT |	30,8W	3000K	700mA	4560 lm	70%	2010mm
	A446-03- -2- | WT | NT |	30,8W	4000K	700mA	4800 lm	70%	2010mm
FIFTY + Suspension 300	A446-04- -1- | WT | NT |	46,2W	3000K	700mA	6840 lm	70%	3010mm
	A446-04- -2- | WT | NT |	46,2W	4000K	700mA	7200 lm	70%	3010mm
FIFTY + HO Suspension 100	A446-11- -1- | WT | NT |	23,6W	3000K	1050mA	3260 lm	70%	1010mm
	A446-11- -2- | WT | NT |	23,6W	4000K	1050mA	3440 lm	70%	1010mm
FIFTY + HO Suspension 150	A446-12- -1- | WT | NT |	35,4W	3000K	1050mA	4890 lm	70%	1510mm
	A446-12- -2- | WT | NT |	35,4W	4000K	1050mA	5160 lm	70%	1510mm
FIFTY + HO Suspension 200	A446-13- -1- | WT | NT |	47,2W	3000K	1050mA	6520 lm	70%	2010mm
	A446-13- -2- | WT | NT |	47,2W	4000K	1050mA	6880 lm	70%	2010mm
FIFTY + HO Suspension 300	A446-14- -1- | WT | NT |	70,8W	3000K	1050mA	9780 lm	70%	3010mm
	A446-14- -2- | WT | NT |	70,8W	4000K	1050mA	10320 lm	70%	3010mm

	*OPTIONS
1	No DIM
2	DIM DALI
3	DIM Push

220 240 V~ | IP20 | CRI>90 | L80B10 >60.000 h

MacAdam Step 2 | OPTIONS* | 2 m CABLE | FAST | INCL \| DIFFUSER | INCL | 104°

OPTIONAL ACCESSORIES

WIRE TRIMLESS Accessories

FEED

Mains Trimless — NO DIM
A023-00-01- | W | N |

Mains Thick Trimless — DALI | Push
A023-00-02- | W | N |

FASTENING

Steel Cable Trimless**
A023-00-05- | W | N | — 2 Pcs. needed

MAINS TRIMLESS



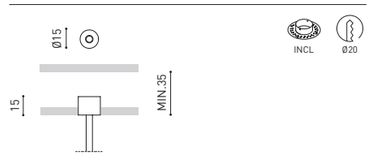

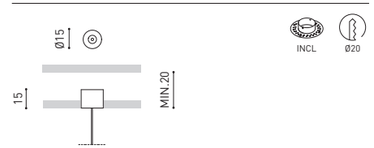

MAINS THICK TRIMLESS



TRIMLESS TOOL D20 X D52mm — A478-00-01

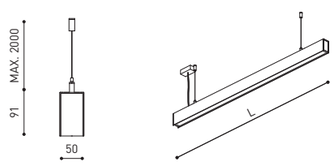

STEEL CABLE TRIMLESS

COLOUR | WT □ | NT ■ | W □ | N ■ | MATERIAL | AL | PC | RAL » 328

** AS MANY PIECES AS NEEDED ACCORDING TO YOUR PRODUCT » 304

Extended Family
Fifty + Custom_267
Fifty + Surface_120

		P	CCT	I	Flux	LOR	L
FIFTY + UGR Suspension 100	A446-21- -1- | WT | NT |	15,4W	3000K	700mA	2280 lm	47%	1010mm
	A446-21- -2- | WT | NT |	15,4W	4000K	700mA	2400 lm	47%	1010mm
FIFTY + UGR Suspension 150	A446-22- -1- | WT | NT |	23,1W	3000K	700mA	3420 lm	47%	1510mm
	A446-22- -2- | WT | NT |	23,1W	4000K	700mA	3600 lm	47%	1510mm
FIFTY + UGR Suspension 200	A446-23- -1- | WT | NT |	30,8W	3000K	700mA	4560 lm	47%	2010mm
	A446-23- -2- | WT | NT |	30,8W	4000K	700mA	4800 lm	47%	2010mm
FIFTY + UGR Suspension 300	A446-24- -1- | WT | NT |	46,2W	3000K	700mA	6840 lm	47%	3010mm
	A446-24- -2- | WT | NT |	46,2W	4000K	700mA	7200 lm	47%	3010mm
FIFTY + UGR HO Suspension 100	A446-31- -1- | WT | NT |	23,6W	3000K	1050mA	3260 lm	47%	1010mm
	A446-31- -2- | WT | NT |	23,6W	4000K	1050mA	3440 lm	47%	1010mm
FIFTY + UGR HO Suspension 150	A446-32- -1- | WT | NT |	35,4W	3000K	1050mA	4890 lm	47%	1510mm
	A446-32- -2- | WT | NT |	35,4W	4000K	1050mA	5160 lm	47%	1510mm
FIFTY + UGR HO Suspension 200	A446-33- -1- | WT | NT |	47,2W	3000K	1050mA	6520 lm	47%	2010mm
	A446-33- -2- | WT | NT |	47,2W	4000K	1050mA	6880 lm	47%	2010mm
FIFTY + UGR HO Suspension 300	A446-34- -1- | WT | NT |	70,8W	3000K	1050mA	9780 lm	47%	3010mm
	A446-34- -2- | WT | NT |	70,8W	4000K	1050mA	10320 lm	47%	3010mm

	*OPTIONS
1	No DIM
2	DIM DALI
3	DIM Push

220 240 V~ | IP20 | CRI>90 | L80B10 >60.000 h

MacAdam Step 2 | OPTIONS* | 2 m CABLE | FAST | INCL \| UGR DIFFUSER | INCL | UGR <19 | 62°

OPTIONAL ACCESSORIES

WIRE TRIMLESS Accessories

FEED

Mains Trimless — NO DIM
A023-00-01- | W | N |

Mains Thick Trimless — DALI | Push
A023-00-02- | W | N |

FASTENING

Steel Cable Trimless**
A023-00-05- | W | N | — 2 Pcs. needed

MAINS TRIMLESS



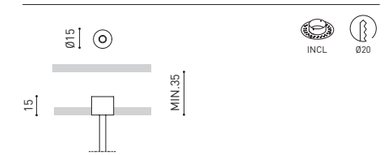

MAINS THICK TRIMLESS



TRIMLESS TOOL D20 X D52mm — A478-00-01

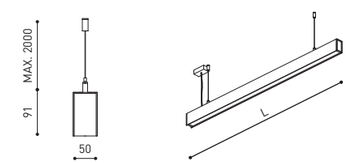

STEEL CABLE TRIMLESS

COLOUR | WT □ | NT ■ | W □ | N ■ | MATERIAL | AL | PC | RAL » 328

** AS MANY PIECES AS NEEDED ACCORDING TO YOUR PRODUCT » 304

WALL

168 Rec
171 Lip
171 Aurae
172 Rhino
173 Wally

REC

		P	CCT	I	Flux	LOR
REC Mini	A308-00- ⓪ -0- | WT | NT | PR |	20W	2700K	700mA	2450 lm	75%
	A308-00- ⓪ -1- | WT | NT | PR |	20W	3000K	700mA	2650 lm	75%
	A308-00- ⓪ -2- | WT | NT | PR |	20W	4000K	700mA	2700 lm	75%

220 240 V~ | IP20 | CRI>90 | L80B10 > 60.000 h

MacAdam Step 2 | OPTIONS* | INCL | 100º | 100º

⓪	*OPTIONS
1	No DIM
2	DIM DALI
3	DIM Push

		P	CCT	I	Flux	LOR
REC	A256-00- ⓪ -0- | WT | NT | PR |	39,5W	2700K	400mA	5200 lm	85%
	A256-00- ⓪ -1- | WT | NT | PR |	39,5W	3000K	400mA	5625 lm	85%
	A256-00- ⓪ -2- | WT | NT | PR |	39,5W	4000K	400mA	5725 lm	85%

220 240 V~ | IP20 | CRI>90 | L80B10 > 60.000 h

MacAdam Step 2 | OPTIONS* | INCL | 102º | 102º

⓪	*OPTIONS
1	No DIM
2	DIM DALI | Push

REC MINI

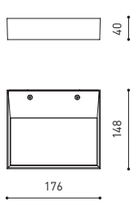

REC

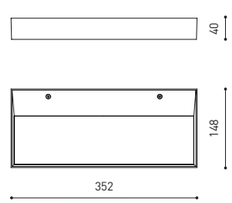

COLOUR | WT □ | NT ■ | PR ▥ | MATERIAL | AL | PMMA | RAL ⓘ » 328

PR: PRIMER COATING FINISHING
COLOURS MAY AFFECT THE LIGHTING PARAMETERS

» 304

		P	CCT	I	Flux	LOR
REC Double Mini	A310-00- ⓪ -0- | WT | NT | PR |	16,5W	2700K	500mA	2300 lm	72%
	A310-00- ⓪ -1- | WT | NT | PR |	16,5W	3000K	500mA	2500 lm	72%
	A310-00- ⓪ -2- | WT | NT | PR |	16,5W	4000K	500mA	2530 lm	72%

220 240 V~ | IP20 | CRI>90 | L80B10 > 60.000 h

MacAdam Step 2 | OPTIONS* | INCL | 103º

⓪	*OPTIONS
1	No DIM
2	DIM DALI | Push

		P	CCT	I	Flux	LOR
REC Double	A309-00- ⓪ -0- | WT | NT | PR |	29,5W	2700K	900mA	4150 lm	76%
	A309-00- ⓪ -1- | WT | NT | PR |	29,5W	3000K	900mA	4500 lm	76%
	A309-00- ⓪ -2- | WT | NT | PR |	29,5W	4000K	900mA	4560 lm	76%
REC Double Engine	A309-01- ⓪ -0- | WT | NT | PR |	2 x 14,7W	2700K	2 x 450mA	2 x 2075 lm	76%
	A309-01- ⓪ -1- | WT | NT | PR |	2 x 14,7W	3000K	2 x 450mA	2 x 2250 lm	76%
	A309-01- ⓪ -2- | WT | NT | PR |	2 x 14,7W	4000K	2 x 450mA	2 x 2280 lm	76%

220 240 V~ | IP20 | CRI>90 | L80B10 > 60.000 h

MacAdam Step 2 | OPTIONS* | INCL | 103º

⓪	*OPTIONS
1	No DIM
2	DIM DALI | Push

REC DOUBLE MINI

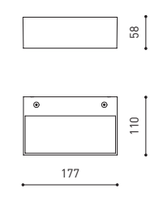

REC DOUBLE

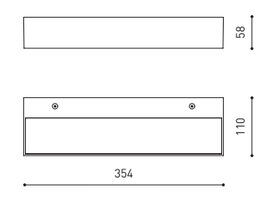

COLOUR | WT □ | NT ■ | PR ▥ | MATERIAL | AL | PMMA | RAL ⓘ » 328

PR: PRIMER COATING FINISHING
COLOURS MAY AFFECT THE LIGHTING PARAMETERS

» 304

REC

		CCT	LOR
REC Micro	A461-00-00- | WT | NT | PR |	2700K	79%
	A461-00-01- | WT | NT | PR |	3000K	79%
	A461-00-02- | WT | NT | PR |	4000K	79%

III | IP20 | CRI>90 | L80B10 > 60.000 h

MacAdam Step 2 | OPTIONS** | EXCL** | 97° | 97°

** DRIVER OPTIONS		P	I	CCT	Flux
	0434-00-40 1 to 2 Rec Micro	12,8W	700mA	2700K	1465 lm
				3000K	1560 lm
				4000K	1650 lm
	0434-01-43 1 to 3 Rec Micro	12,8W	700mA	2700K	1465 lm
NO DIM				3000K	1560 lm
				4000K	1650 lm
	0434-00-46 1 to 2 Rec Micro	12,8W	700mA	2700K	1465 lm
				3000K	1560 lm
				4000K	1650 lm
	0434-01-25 1 to 3 Rec Micro	12,8W	700mA	2700K	1465 lm
DALI				3000K	1560 lm
				4000K	1650 lm

220 240 V~ | DRIVER MUST BE PLACED ON REMOTE
DIM PHASE CUT & OTHER DIM OPTIONS PLEASE CONSULT

» 296

		P	CCT	I	Flux	LOR
REC Slim	A457-00- -0- | WT | NT | PR |	27W	2700K	700mA	3700 lm	86%
	A457-00- -1- | WT | NT | PR |	27W	3000K	700mA	3800 lm	86%
	A457-00- -2- | WT | NT | PR |	27W	4000K	700mA	4000 lm	86%

220 240 V~ | IP20 | CRI>90 | L80B10 > 60.000 h

MacAdam Step 2 | OPTIONS* | INCL | 97° | 97°

	*OPTIONS
1	No DIM
2	DIM DALI
3	DIM Push

REC Micro

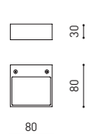

REC Slim

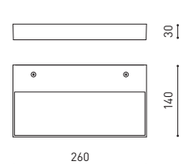

COLOUR | WT □ | NT ■ | PR ▨ | MATERIAL | AL | PMMA | RAL » 328

PR: PRIMER COATING FINISHING
COLOURS MAY AFFECT THE LIGHTING PARAMETERS

» 304

LIP

		P	CCT	I	Flux	LOR
LIP	A288-00- -0- | WT | NT |	24W	2700K	700mA	2970 lm	86%
	A288-00- -1- | WT | NT |	24W	3000K	700mA	3210 lm	86%
	A288-00- -2- | WT | NT |	24W	4000K	700mA	3270 lm	86%

220 240 V~ | IP20 | CRI>90 | L80B10 > 60.000 h

MacAdam Step 2 | OPTIONS* | INCL

	*OPTIONS
0	No DIM
1	DIM DALI | Push

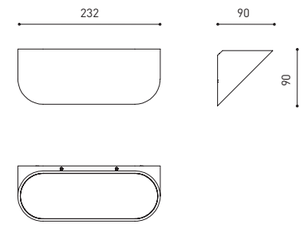

AURAE

		P	CCT	I	Flux	LOR
AURAE 1	A439-01-00- | WT | NT |	13W	2700K	400mA	1850 lm	77%
	A439-01-01- | WT | NT |	13W	3000K	400mA	1900 lm	77%
AURAE 2	A439-02-00- | WT | NT |	23,5W	2700K	700mA	3040 lm	77%
	A439-02-01- | WT | NT |	23,5W	3000K	700mA	3120 lm	77%

220 240 V~ | IP20 | CRI>90 | L80B10 > 60.000 h

MacAdam Step 2 | INCL | 100°

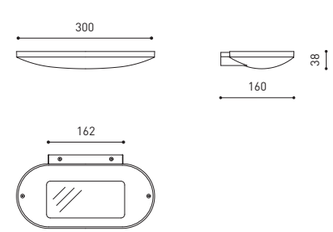

COLOUR | WT □ | NT ■ | MATERIAL | AL | PMMA | RAL » 328

COLOURS MAY AFFECT THE LIGHTING PARAMETERS

» 304

RHINO

		P	CCT	I	Flux	LOR
RHINO	A351-00-10- | WT | NT |	2W	2700K	700mA	190 lm	90%
	A351-00-11- | WT | NT |	2W	3000K	700mA	205 lm	90%

220 240 V~ | IP20 | CRI>90 | L90B10 > 102.000 h

MacAdam Step 3 | INCL | Ø79 | 35° | 35°

		CCT	LOR
RHINO w/o Driver	A351-00-00- | WT | NT |	2700K	90%
	A351-00-01- | WT | NT |	3000K	90%

III IP20 | CRI>90 | L90B10 > 102.000 h

MacAdam Step 3 | EXCL* | Ø79 | 35° | 35°

*DRIVER OPTIONS	P	I	CCT	Flux
0434-00-39 1 to 12 Rhino	1W	350mA	2700K	105 lm
			3000K	115 lm
0434-00-40 1 to 12 Rhino	2W	700mA	2700K	190 lm
			3000K	205 lm
NO DIM **0434-00-41** 1 to 11 Rhino	3W	1050mA	2700K	255 lm
			3000K	280 lm
0434-01-23 1 to 20 Rhino	1W	350mA	2700K	105 lm
			3000K	115 lm
0434-01-25 1 to 20 Rhino	2W	700mA	2700K	190 lm
			3000K	205 lm
DALI | PUSH **0434-01-26** 1 to 16 Rhino	3W	1050mA	2700K	255 lm
			3000K	280 lm

220 240 V~ | DRIVER MUST BE PLACED ON REMOTE

» 296

RHINO

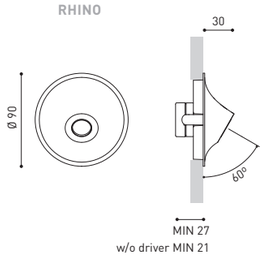

OPTIONAL ACCESSORY

RHINO **Concrete Box Accessory** A351-90-00

Only needed when installed in concrete walls.

Boxes can be ordered in advance, in order to place the housings in the wall before the final Rhino installation.

90 X 90

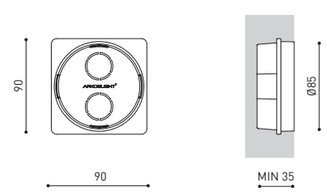

COLOUR | WT □ | NT ■ | MATERIAL | AL | PC | RAL

» 328

» 304

WALLY

		P	CCT	I	Flux	LOR
WALLY	A353-00-10- | W | N |	2,1W	2700K	250mA	260 lm	23%
	A353-00-11- | W | N |	2,1W	3000K	250mA	270 lm	23%
	A353-00-12- | W | N |	2,1W	4000K	250mA	290 lm	23%

220 240 V~ | IP20 | CRI>90 | L90B10 > 55.000 h

MacAdam Step 2 | INCL | 162 X 62 | 73° | 73°

		CCT	LOR
WALLY w/o Driver	A353-00-00- | W | N |	2700K	23%
	A353-00-01- | W | N |	3000K	23%
	A353-00-02- | W | N |	4000K	23%

III IP20 | CRI>90 | L90B10 > 55.000 h

MacAdam Step 2 | EXCL* | 162 X 62 | 73° | 73°

*DRIVER OPTIONS	P	I	CCT	Flux
0434-01-30 1 to 3 Wally	2,1W	250mA	2700K	260 lm
			3000K	270 lm
			4000K	290 lm
0486-04-35 1 Wally	3W	350mA	2700K	350 lm
			3000K	360 lm
			4000K	390 lm
0434-00-39 ** 1 to 4 Wally	3W	350mA	2700K	350 lm
			3000K	360 lm
NO DIM			4000K	390 lm
0434-01-29 ** 1 to 3 Wally	2,1W	250mA	2700K	260 lm
			3000K	270 lm
			4000K	290 lm
0434-00-79 ** 1 to 4 Wally	3W	350mA	2700K	350 lm
			3000K	360 lm
DALI			4000K	390 lm

220 240 V~ | **DRIVER MUST BE PLACED ON REMOTE

» 296

WALLY

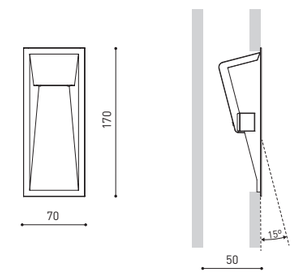

OPTIONAL ACCESSORY

WALLY **Concrete Box Accessory** A353-90-00

Only needed when installed in concrete walls.

Boxes can be ordered in advance, in order to place the housings in the wall before the final Wally installation.

185 X 85

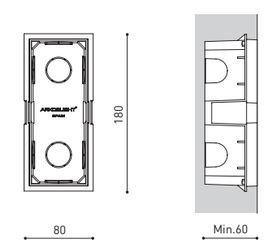

COLOUR | W □ | N ■ | MATERIAL | AL | PC | RAL

» 328

COLOURS MAY AFFECT THE LIGHTING PARAMETERS

» 304

TABLE & FLOOR

176 Yoru
177 Yoru Big
178 Standup
179 Up

YORU

		P	CCT	Flux	LOR
YORU	A456- 00 - 00- | WT | NT | PG | LG | SP | OX |	2,6W	2700K	400 lm	84%

III IP20 | CRI>90 | L80B10 > 60.000 h

MacAdam Step 2 | DIM | LI-ION Battery | USB-C Connect | INCL | 5V 1.5A EXCL | 100°

ACCESSORY

Universal USB Charger	0434-01-65

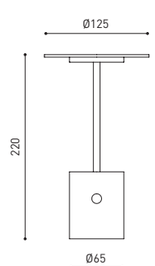

COLOUR | WT □ | NT ■ | PG ■ | LG ■ | SP ■ | OX ■ | MATERIAL | AL | PC | RAL » 328

COLOURS MAY AFFECT THE LIGHTING PARAMETERS

YORU BIG

Extended Family
Yoru Spike_275

		P	CCT	V	Flux	LOR
YORU BIG	A520-00-00- | WT | NT |	5W	2700K	24V	600 lm	87%

220 240 V~ | IP20 | CRI>90 | L80B10 > 60.000 h

MacAdam Step 2 | TOUCH DIM | PLUG | CONNEC | INCL | 100°

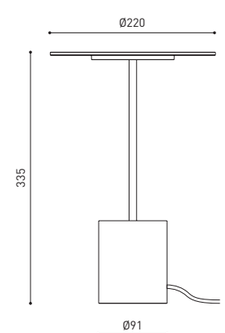

COLOUR | WT □ | NT ■ | MATERIAL | AL | PMMA | RAL » 328

COLOURS MAY AFFECT THE LIGHTING PARAMETERS

STANDUP

		P	CCT	I	Flux	LOR
STANDUP	A494-00-00- | NT | WT |	27W	2700K	1050mA	4210 lm	66%
	A494-00-01- | NT | WT |	27W	3000K	1050mA	4320 lm	66%

220 240 V~ | IP20 | CRI>90 | L80B10 > 60.000 h

MacAdam Step 2 | DIM On Board | PLUG | CONNEC | INCL | 105º

18

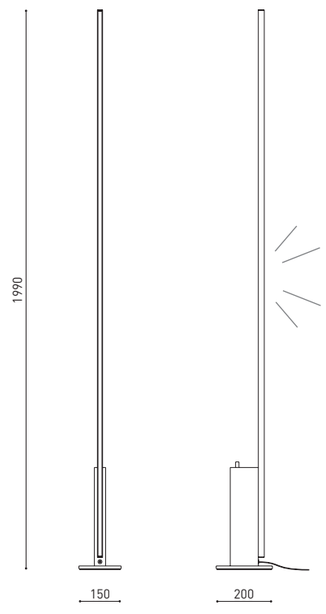

COLOUR | NT ■ | WT □ | MATERIAL | AL | PC | RAL » 328

COLOURS MAY AFFECT THE LIGHTING PARAMETERS

UP



		P	CCT	I	Flux	LOR
UP	A402-00-00- | WT | NT |	30W	2700K	900mA	3725 lm	76%
	A402-00-01- | WT | NT |	30W	3000K	900mA	3875 lm	76%

220 240 V~ | IP20 | CRI>90 | L90B10 > 55.000 h

MacAdam Step 2 | DIM On Board | PLUG | CONNEC | INCL | 94º

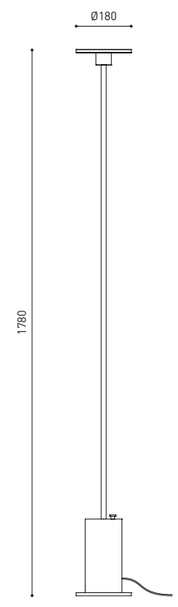

COLOUR | WT □ | NT ■ | MATERIAL | AL | FE | RAL » 328

TRACK LIGHTS

182 Minimal Track
194 Track 48V
226 Track 1L
232 Track 3L

MINIMAL TRACK

LINE MICRO 24V — 250 / 500 / 1000	BLACK FOSTER MICRO 24V	TOP MICRO 24V	iO MICRO 24V	SIX XS 24V	ALASKA 24V	FIT 24V — FIT 20 / FIT 27	PLUS MICRO 24V	STICK 22 24V
2 / 5 / 9 W	7 W	2,1 W	4,7 W	3,5 W	3,5 W	2,1 / 4,5 W	4,7 W	4,5 W
2700 / 3000 K	2700 - 4000 K	2700 / 3000 K	2700 / 3000 / 4000 K	2700 / 3000 / 4000 K	2700 / 3000 K	2700 / 3000 K	2700 / 3000 / 4000 K	2700 / 3000 K
330 - 1500 lm	775 – 850 lm	190 / 210 lm	530 – 590 lm	400 – 450 lm	390 / 410 lm	127 – 560 lm	530 – 590 lm	440 / 470 lm
113° BEAM	37° BEAM	19 / 38° BEAM	20 / 40 / 54° BEAM	17 / 23 / 34° BEAM	21° BEAM	12 – 54° BEAM	10 – 35° BEAM	18 / 31 / 42° BEAM
70% LOR	87% LOR	90 / 92 % LOR	86 / 88 % LOR	86 – 90 % LOR	30% LOR	81 – 88 % LOR	10 – 17 % LOR	82 – 84 % LOR

MINIMAL TRACK



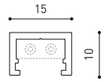

MINIMAL TRACK 24V Profile 2m — A384-02-00- | N | WT |

MINIMAL TRACK 24V Rubber Cable n x 1m — A384-00-01- | N |

n = Total length of System.

24 V | Max. 4A

MINIMAL TRACK 24V Corner 90º 1 Plane

A384-00-02- | N | WT |

Cable length = 35mm.

MINIMAL TRACK 24V Corner 90º 1 Plane Rounded

A384-00-03- | N | WT |

Cable length = 35mm.

MINIMAL TRACK 24V Corner 90º 2 Planes

A384-00-04- | N | WT |

Cable length = 100mm.

MINIMAL TRACK 24V End Cap

A384-00-05- | N | WT |

MINIMAL TRACK 24V Connection Box

A384-00-06- | N | WT |

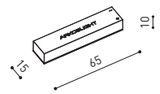

		P	V	D (A x B x C)
MINIMAL TRACK 24V Power Supply Box (NO DIM)	A384-00-07- | NT | WT |	40W	24V	280 x 30 x 24mm
	A384-00-08- | NT | WT |	100W	24V	280 x 30 x 24mm

220 240 V~ | Included ON/OFF 24Vdc Power Supply.

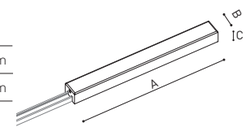

MINIMAL TRACK 24V Remote Power Supply (NO DIM)	0434-01-37	60W	24V	180 x 52 x 30mm
	0433-10-22	100W	24V	295 x 43 x 30mm

220 240 V~ » 296

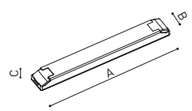

MINIMAL TRACK 24V Remote Constant Voltage Dimmer	0433-01-32	DALI / Push	24V	181 x 42 x 20mm
	0433-01-35	CASAMBI	24V	72,6 x 30 x 18mm
	0434-01-64	WIFI	24V	105 x 44 x 23mm

24 V | OTHER DIM OPTIONS PLEASE CONSULT » 304

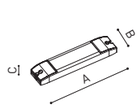

DROP VOLTAGE TABLE

POWER (W)	CABLE SECTION (mm²)	CABLE LENGTH (m) <5	<10	<20	<30
		TRACK LENGTH (m)			
40	0,75	30	30	30	30
	1,5	30	30	30	30
60	0,75	30	30	20	10
	1,5	30	30	30	20
100	0,75	20	10	X	X
	1,5	20	20	10	X

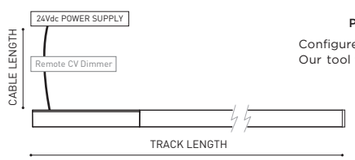

PRODUCT CONFIGURATOR

Configure your own custom product layout. Our tool will calculate the required drivers and accessories.

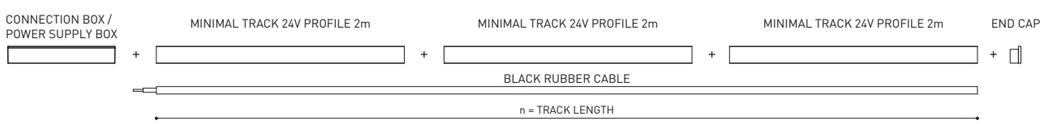

COLOUR | N ■ | NT ■ | WT □ | RAL » 328

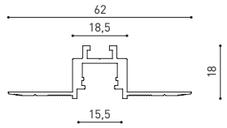

MINIMAL TRACK 24V Trimless

Profile 2m — A467-02-00- | N |

MINIMAL TRACK 24V Trimless

Rubber Cable n x 1m — A467-00-01- | N |

n = Total length of System.

24 V | Max. 4A

MINIMAL TRACK 24V Trimless

Corner 90º 1 Plane

A467-00-02- | N |

Cable length = 140mm.

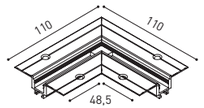

MINIMAL TRACK 24V Trimless

Corner 90º 1 Plane Connector

A467-00-03- | N |

MINIMAL TRACK 24V Trimless

Corner 90º 2 Planes

A467-00-04- | N |

Cable length = 200mm.

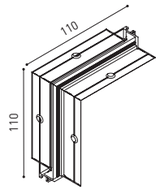

MINIMAL TRACK 24V Trimless

End Caps

A467-00-05- | N |

Two End Caps Included

MINIMAL TRACK 24V Trimless

Straight Joiner

A467-00-06

MINIMAL TRACK 24V Trimless

Connection Box

A467-00-07- | N |

		P	V	D (A x B x C)
MINIMAL TRACK 24V Remote Power Supply (NO DIM)	0434-01-37	60W	24V	180 x 52 x 30mm
	0433-10-22	100W	24V	295 x 43 x 30mm

220 240 V~ » 296

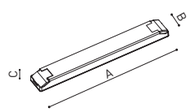

MINIMAL TRACK 24V Remote Constant Voltage Dimmer	0433-01-32	DALI / Push	24V	181 x 42 x 20mm
	0433-01-35	CASAMBI	24V	72,6 x 30 x 18mm
	0434-01-64	WIFI	24V	105 x 44 x 23mm

24 V | OTHER DIM OPTIONS PLEASE CONSULT » 304

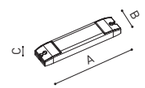

DROP VOLTAGE TABLE

POWER (W)	CABLE SECTION (mm²)	CABLE LENGTH (m) <5	<10	<20	<30
		TRACK LENGTH (m)			
60	0,75	30	30	20	10
	1,5	30	30	30	20
100	0,75	20	10	X	X
	1,5	20	20	10	X

Reduce 5 meters per each 'Corner 90º 1 Plane CONNECTOR' used.

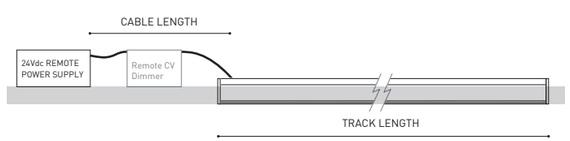

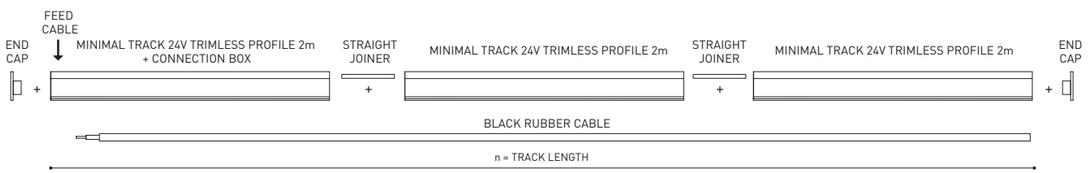

COLOUR | N ■ | RAL » 328

MINIMAL TRACK

PRODUCT CONFIGURATOR

Configure your own custom product layout. Our tool will calculate the required drivers and accessories.

OPTIONAL ACCESSORIES

WIRE TRIMLESS Accessories

Coaxial Trimless	A023-00-03- | W | N |

FASTENERS NOT AVAILABLE.

REMOTE INCL Ø20

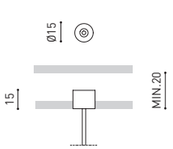

TRIMLESS TOOL D20 X D52mm A478-00-01

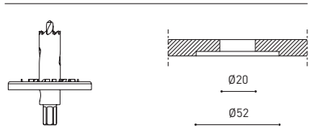

COAXIAL TRIMLESS





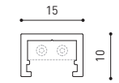

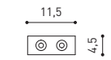

MINIMAL TRACK 24V Suspension

Profile 2m

A384-02-00- | N | WT |

Profile 2m Initial feed kit

A400-02-10- | N | WT |

Profile 2m Middle feed kit*

A400-02-20- | N | WT |

* Unidirectional Middle Feed.

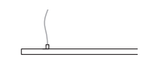

MINIMAL TRACK 24V Suspension Corner 90º

A400-00-03- | N | WT |

Cable length = 85mm.

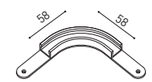

MINIMAL TRACK 24V Suspension

Rubber Cable n x 1m A400-00-01- | N |

n = Total length of System.

24 V | Max. 4A III

MINIMAL TRACK 24V Suspension Straight Joiner

A400-00-02- | N | WT |

MINIMAL TRACK 24V Suspension Kit

A400-02-04- | N | WT |

Max distance between suspension kits = 100 cm.

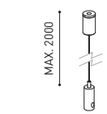

MINIMAL TRACK 24V Suspension End Caps

A400-00-05- | N | WT |

Two End Caps Included.

		P	V	D (A x B x C)
MINIMAL TRACK 24V Suspension Power Supply Box (NO DIM)	A400-00-06- | NT | WT |	40W	24V	280 x 30 x 36mm
	A400-00-07- | NT | WT |	100W	24V	280 x 30 x 36mm

220 240 V~ | Included ON/OFF 24Vdc Power Supply.

MINIMAL TRACK 24V Remote Power Supply (NO DIM)	0434-01-37	60W	24V	180 x 52 x 30mm
	0433-10-22	100W	24V	295 x 43 x 30mm

220 240 V~ » 296

MINIMAL TRACK 24V Remote Constant Voltage Dimmer	0433-01-32	DALI / Push	24V	181 x 42 x 20mm
	0433-01-35	CASAMBI	24V	72,6 x 30 x 18mm
	0434-01-64	WIFI	24V	105 x 44 x 23mm

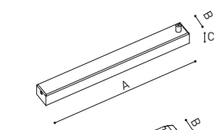

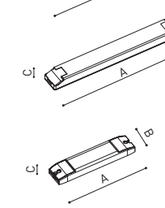

24 V | OTHER DIM OPTIONS PLEASE CONSULT » 304

DROP VOLTAGE TABLE

POWER (W)	CABLE SECTION (mm²)	CABLE LENGTH (m) <5	<10	<20	<30
		TRACK LENGTH (m)			
40	0,75	30	30	30	30
	1,5	30	30	30	30
60	0,75	30	30	20	10
	1,5	30	30	30	20
100	0,75	20	10	X	X
	1,5	20	20	10	X

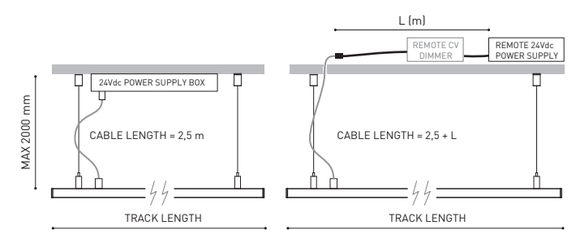

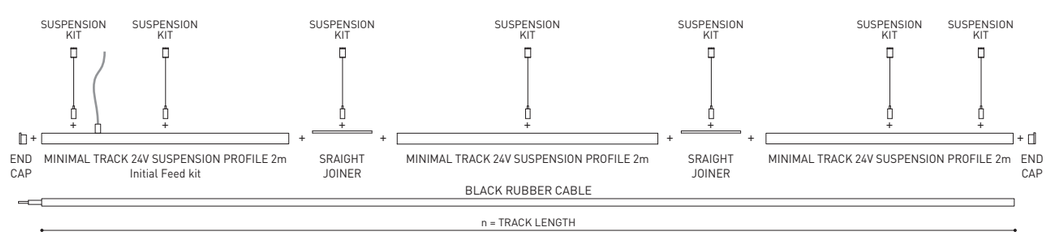

COLOUR | N ■ | NT ■ | WT □ |

RAL » 328

24V SYSTEM

BLACK FOSTER MICRO 24V

Extended Family
Black Foster_10
Black Foster 48V_215
Black Foster Custom System_253
Black Foster Surface_105
Black Foster Suspension_145

BLACK FOSTER MICRO 24V 5 NOT VALID FOR MINIMAL TRACK 24V TRIMLESS

		P	CCT	Flux	LOR
BLACK FOSTER Micro 24V 5	A415-20-10- | N |	7W	2700K	775 lm	87%
	A415-20-11- | N |	7W	3000K	800 lm	87%
	A415-20-13- | N |	7W	3500K	825 lm	87%
	A415-20-12- | N |	7W	4000K	850 lm	87%

24 V | III | IP20 | CRI>90 | L90B10 >60.000 h

MacAdam Step 3 | MINIMAL TRACK | 37°

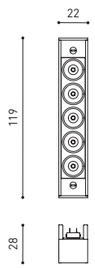

BLACK FOSTER MICRO 24V SURFACE 5 RECOMMENDED FOR MINIMAL TRACK 24V TRIMLESS ONLY

		P	CCT	Flux	LOR
BLACK FOSTER Micro 24V Surface 5	A468-20-10- | NT | WT |	7W	2700K	775 lm	87%
	A468-20-11- | NT | WT |	7W	3000K	800 lm	87%
	A468-20-13- | NT | WT |	7W	3500K	825 lm	87%
	A468-20-12- | NT | WT |	7W	4000K	850 lm	87%

24 V | III | IP20 | CRI>90 | L90B10 >60.000 h

MacAdam Step 3 | MINIMAL TRACK | 37°

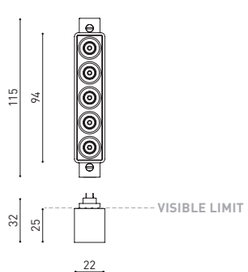

FINISHING	Body	Lampshade
NT	NT ■	N ■
WT	WT □	N ■

COLOUR | N ■ | MATERIAL | AL | ABS+PC | RAL ⓘ » 328

COLOUR | NT ■ | WT □ | MATERIAL | AL | ABS+PC | » 304

ALASKA 24V

Extended Family
Alaska_130
Alaska Fancy Shape_248
Alaska Trimless_62



		P	CCT	Flux	LOR
ALASKA 24V	A385-00-00- | N |	3,5W	2700K	390 lm	30%
	A385-00-01- | N |	3,5W	3000K	410 lm	30%

24 V | III | IP20 | CRI>90 | L90B10 > 55.000 h

MacAdam Step 2 | MINIMAL TRACK | 21°

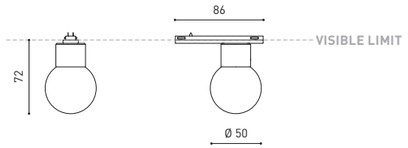

TOP MICRO 24V

Extended Family
Magnetic 24V Top Micro_92
Top_114
Top 48V_218
Top Fancy Shape_246

		P	CCT	BEAM	Flux	LOR
TOP Micro 24V	A383-00-10- | WT | NT |	2,1W	2700K	19°	190 lm	90%
	A383-00-11- | WT | NT |	2,1W	3000K	19°	210 lm	90%
	A383-00-20- | WT | NT |	2,1W	2700K	38°	190 lm	92%
	A383-00-21- | WT | NT |	2,1W	3000K	38°	210 lm	92%

24 V | III | IP20 | CRI>90 | L90B10 > 102.000 h

MacAdam Step 3 | MINIMAL TRACK | 19° / 38°

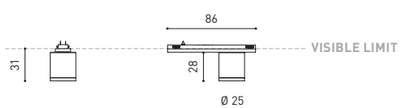

COLOUR | N ■ | MATERIAL | AL | OPTICAL GLASS | RAL ⓘ » 328

COLOUR | WT □ | NT ■ | MATERIAL | AL | PC | » 304

24V SYSTEM

PLUS MICRO 24V

Magnetic 24V Plus Micro_92
Plus_239

Extended Family
Plus 48V_209
Plus Mini 1L_231
Plus Recessed_97

		P	CCT	BEAM	Flux	LOR
PLUS **Micro 24V**	**A388-00-00- | WT | NT |**	4,7W	2700K	10º-35º	530 lm	10-17%
	A388-00-01- | WT | NT |	4,7W	3000K	10º-35º	550 lm	10-17%
	A388-00-02- | WT | NT |	4,7W	4000K	10º-35º	590 lm	10-17%

24 V | III **IP**20 | CRI>90 | L90B10 >60.000 h

MacAdam Step 2 | MINIMAL TRACK | 355º | 180º | 10-35º

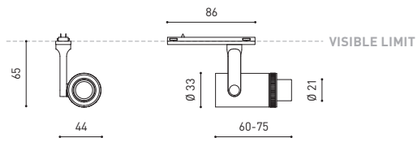

SIX XS 24V

Magnetic 24V Six XS_92
Six_236

Extended Family
Six 48V_202
Six Recessed_94

		P	CCT	BEAM	Flux	LOR
SIX **XS 24V**	**A389-00-10- | WT | NT |**	3,5W	2700K	17º	400 lm	90%
	A389-00-11- | WT | NT |	3,5W	3000K	17º	420 lm	90%
	A389-00-12- | WT | NT |	3,5W	4000K	17º	450 lm	90%
	A389-00-20- | WT | NT |	3,5W	2700K	23º	400 lm	86%
	A389-00-21- | WT | NT |	3,5W	3000K	23º	420 lm	86%
	A389-00-22- | WT | NT |	3,5W	4000K	23º	450 lm	86%
	A389-00-30- | WT | NT |	3,5W	2700K	34º	400 lm	88%
	A389-00-31- | WT | NT |	3,5W	3000K	34º	420 lm	88%
	A389-00-32- | WT | NT |	3,5W	4000K	34º	450 lm	88%

24 V | III **IP**20 | CRI>90 | L90B10 >55.000 h

MacAdam Step 2 | MINIMAL TRACK | 355º | 310º | 17º / 23º / 34º

OPTIONAL

SIX **High Chromatic LED** » 295

NOT SOLD SEPARATELY | AFFECTS THE LIGHTING PARAMETERS

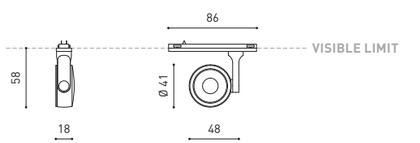

COLOUR | WT ☐ | NT ■ | MATERIAL | AL | OPTICAL PMMA | RAL » 328

COLOUR | WT ☐ | NT ■ | MATERIAL | AL | PC | » 304

24V SYSTEM

LINE MICRO 24V

Extended Family
Line 48V_217
Line Suspension_160

LINE MICRO 24V NOT VALID FOR MINIMAL TRACK 24V TRIMLESS | COLOURS MAY AFFECT THE LIGHTING PARAMETERS

		P	CCT	Flux	LOR
LINE **Micro 250 24V**	**A395-00-00- | N | WT |**	2W	2700K	330 lm	70%
	A395-00-01- | N | WT |	2W	3000K	340 lm	70%
LINE **Micro 500 24V**	**A395-10-00- | N | WT |**	5W	2700K	820 lm	70%
	A395-10-01- | N | WT |	5W	3000K	840 lm	70%
LINE **Micro 1000 24V**	**A395-20-00- | N | WT |**	9W	2700K	1430 lm	70%
	A395-20-01- | N | WT |	9W	3000K	1500 lm	70%

24 V | III **IP**20 | CRI>90 | L80B10 >60.000 h

MacAdam Step 2 | MINIMAL TRACK | 113º



iO MICRO 24V

Magnetic 24V iO Micro_90
iO_230

Extended Family
iO 48V_210
iO Surface_126

		P	CCT	BEAM	Flux	LOR
iO **Micro 24V**	**A387-00-10- | WT | NT |**	4,7W	2700K	20º	530 lm	83%
	A387-00-11- | WT | NT |	4,7W	3000K	20º	550 lm	83%
	A387-00-12- | WT | NT |	4,7W	4000K	20º	590 lm	83%
	A387-00-20- | WT | NT |	4,7W	2700K	40º	530 lm	84%
	A387-00-21- | WT | NT |	4,7W	3000K	40º	550 lm	84%
	A387-00-22- | WT | NT |	4,7W	4000K	40º	590 lm	84%
	A387-00-30- | WT | NT |	4,7W	2700K	54º	530 lm	85%
	A387-00-31- | WT | NT |	4,7W	3000K	54º	550 lm	85%
	A387-00-32- | WT | NT |	4,7W	4000K	54º	590 lm	85%

24 V | III **IP**20 | CRI>90 | L90B10 >60.000 h

MacAdam Step 2 | MINIMAL TRACK | 355º | 155º | 20º / 40º / 54º

OPTIONAL ACCESSORIES

NOT SOLD SEPARATELY | AFFECTS THE LIGHTING PARAMETERS

iO Micro 24V **Beam Mixer Diffuser**

A387-00-00

iO Micro 24V **Anti-glare**

Honeycomb Louver

A387-00-01- | WT | NT |

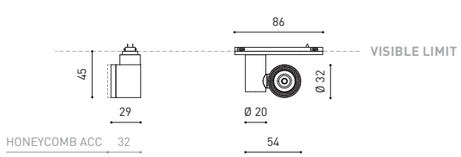

COLOUR | N ■ | WT ☐ | MATERIAL | AL | PC | RAL » 328

COLOUR | WT ☐ | NT ■ | MATERIAL | AL | PC | » 304

FIT 24V

Extended Family

Magnetic 24V Fit_90
Fit_238
Fit 48V_205
Fit 65 1L_231
Fit Recessed_96
Fit Surface_124

		P	CCT	BEAM	Flux	LOR
FIT 20 24V	A386-00-10- | WT | NT | G |	2,1W	2700K	12°	127 lm	87%
	A386-00-11- | WT | NT | G |	2,1W	3000K	12°	150 lm	87%
	A386-00-20- | WT | NT | G |	2,1W	2700K	30°	127 lm	88%
	A386-00-21- | WT | NT | G |	2,1W	3000K	30°	150 lm	88%
	A386-00-30- | WT | NT | G |	2,1W	2700K	54°	127 lm	81%
	A386-00-31- | WT | NT | G |	2,1W	3000K	54°	150 lm	81%

24 V | III **IP**20 | CRI>90 | L80B10 >50.000 h

MacAdam Step 3 | MINIMAL TRACK | 355° | 90° | 12° / 30° / 54°

		P	CCT	BEAM	Flux	LOR
FIT 27 24V 1	A399-00-10- | WT | NT | G |	4,5W	2700K	18°	440 lm	84%
	A399-00-11- | WT | NT | G |	4,5W	3000K	18°	470 lm	84%
	A399-00-20- | WT | NT | G |	4,5W	2700K	31°	440 lm	82%
	A399-00-21- | WT | NT | G |	4,5W	3000K	31°	470 lm	82%
	A399-00-30- | WT | NT | G |	4,5W	2700K	42°	440 lm	84%
	A399-00-31- | WT | NT | G |	4,5W	3000K	42°	470 lm	84%
FIT 27 24V 2	A399-10-10- | WT | NT | G |	5,5W	2700K	18°	520 lm	84%
	A399-10-11- | WT | NT | G |	5,5W	3000K	18°	560 lm	84%
	A399-10-20- | WT | NT | G |	5,5W	2700K	31°	520 lm	82%
	A399-10-21- | WT | NT | G |	5,5W	3000K	31°	560 lm	82%
	A399-10-30- | WT | NT | G |	5,5W	2700K	42°	520 lm	84%
	A399-10-31- | WT | NT | G |	5,5W	3000K	42°	560 lm	84%

24 V | III **IP**20 | CRI>90 | L90B10 >108.000 h

MacAdam Step 2 | MINIMAL TRACK | 355° | 90° | 18° / 31° / 42°

FIT 20 24V

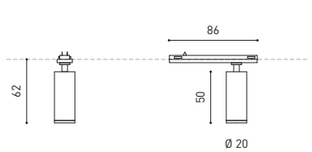

FIT 27 24V

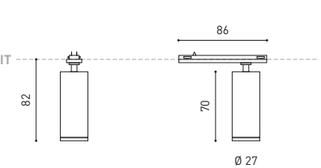

COLOUR | WT □ | NT ■ | G ■ | MATERIAL | AL | PC | RAL (i) » 328

» 304

STICK 22 24V

Extended Family

Stick_152
Stick 48V_224
Stick Fancy Shape_247

		P	CCT	Beam	Flux	LOR
STICK 22 24V	A410-01-10- | WT | NT | MG |	4,5W	2700K	18°	440 lm	84%
	A410-01-11- | WT | NT | MG |	4,5W	3000K	18°	470 lm	84%
	A410-01-20- | WT | NT | MG |	4,5W	2700K	31°	440 lm	82%
	A410-01-21- | WT | NT | MG |	4,5W	3000K	31°	470 lm	82%
	A410-01-30- | WT | NT | MG |	4,5W	2700K	42°	440 lm	84%
	A410-01-31- | WT | NT | MG |	4,5W	3000K	42°	470 lm	84%

24 V | III **IP**20 | CRI>90 | L90B10 > 108.000 h

MacAdam Step 2 | MINIMAL TRACK | 18° / 31° / 42°

OPTIONAL ACCESSORY

CORD Accessory

0223-00-00- | **N** |

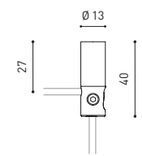

STICK 22 24V

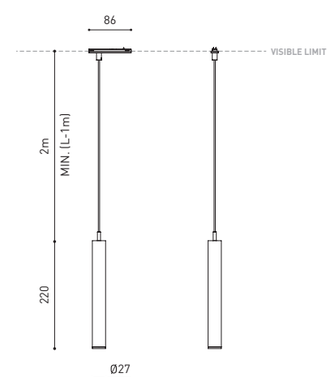

STICK 22 24V + CORD ACCESSORY

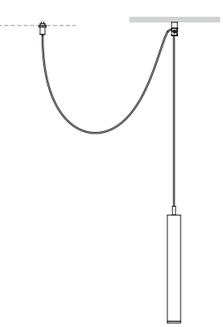

COLOUR | WT □ | NT ■ | MG ■ | N ■ | MATERIAL | AL | ABS+PC | RAL (i) » 328

» 304

TRACK 48V

TRACK LIGHTS

LINE 48V	BLACK FOSTER MICRO 48V	BLACK FOSTER 48V TILT 5	PUCK S 48V	COCO 48V	PLUS 48V	SIX 48V
—	—	—		—	—	—
500 / 1000 / 2000	5 / 10			COCO / COCO SHAPER	PLUS MINI / PLUS	XS / S / M / L
10,5 / 21 / 42 W	7 / 14 W	10,5 W	6 W	6 - 8,7 W	6,5 / 18 W	4,5 - 24,5 W
2700 / 3000 / 4000 K	2700 - 4000 K	2700 - 4000 K	2700 / 3000 / 4000 K	2700 - 5000 K	2700 / 3000 / 4000 K	2700 / 3000 / 4000 K
1500 - 6600 lm	775 - 1700 lm	950 - 1250 lm	810 / 865 / 920 lm	650 - 1340 lm	630 – 2030 lm	470 - 3000 lm
98° BEAM	37° BEAM	19 / 38° BEAM	42° BEAM	GOBO / 12 - 54° BEAM	10 – 41° / 12 – 51° BEAM	17 – 38° BEAM
65 % LOR	87 % LOR	90 – 92 % LOR	78 % LOR	37 - 89 % LOR	20 – 40 % LOR	84 – 93 % LOR

FLIP 48V	WIZ 48V	TOP 48V	iO 48V	FIT 48V	ZEN TUBE 48V	SPIN 48V	HOLLY 48V	STICK 48V	DUNE 35 48V
		—		—				—	
		TOP MINI / TOP		20 / 35 / 50				22 / 44 / 66	
6 W	12,4 W	6,5 W	4,5 W	2,1 – 12 W	12 / 17 / 23 W	6,5W	2,1W	5,6W	4W
2700 / 3000 / 4000 K	2700 / 3000 / 4000 K	2700 / 3000 K	2700 / 3000 K	2700 / 3000 / 4000 K	2700 / 3000 K	2700 / 3000 K	2700 / 3000 K	2700 / 3000 K	2700 / 3000 K
620 / 650 / 690 lm	1470 - 1550 lm	610 / 640 lm	485 / 505 lm	127 – 1260 lm	1580 – 3190 lm	600 / 630 lm	190 / 210 lm	530 / 570 lm	570 / 600 lm
23 / 34° BEAM	38° BEAM	20 / 30 / 56° BEAM	20 / 30 / 56° BEAM	12 – 54° BEAM	16 / 24 / 42° BEAM	24 / 40° BEAM	19 / 38° BEAM	18 / 31 / 42° BEAM	132° BEAM
78 / 86 % LOR	86 % LOR	86 – 92 % LOR	86 – 92 % LOR	79 – 88 % LOR	90 % LOR	84 / 86 % LOR	90 / 92 % LOR	82 – 84 % LOR	83 % LOR

TRACK 48V

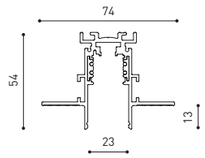

TRACK 48V TRIMLESS

TRACK 48V TRIMLESS 1m	A338-01-00- | N | WT |
TRACK 48V TRIMLESS 2m	A338-02-00- | N | WT |
TRACK 48V TRIMLESS 3m	A338-03-00- | N | WT |
TRACK 48V TRIMLESS Corner 90º One Plane	A338-06-00- | N | WT |
TRACK 48V TRIMLESS Corner 90º Two Planes	A338-07-00- | N | WT |

PLASTERBOARD CEILING, MANDATORY THICKNESS 12,5mm.
RECOMMENDED FOR INSTALLATIONS WHERE THE PROFILE CAN BE INSTALLED BEFORE THE FALSE PLASTERBOARD CEILING.

III

TRACK 48V TRIMLESS
Corner 90º One Plane

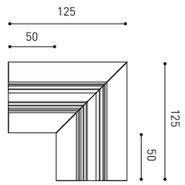

Electrical connection not included

TRACK 48V TRIMLESS
Corner 90º Two Planes

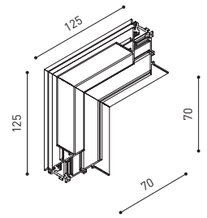

Electrical connection not included

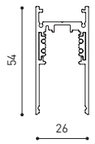

TRACK 48V SURFACE

TRACK 48V SURFACE 1m	A338-11-00- | NT | WT |
TRACK 48V SURFACE 2m	A338-12-00- | NT | WT |
TRACK 48V SURFACE 3m	A338-13-00- | NT | WT |
TRACK 48V SURFACE Corner 90º One Plane	A338-14-00- | NT | WT |
TRACK 48V SURFACE T-Joint	A338-15-00- | NT |
TRACK 48V SURFACE X-Joint	A338-16-00- | NT |

III

TRACK 48V SURFACE
Corner 90º One Plane

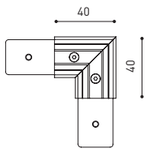

T-Joint

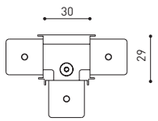

X-Joint

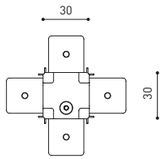

Electrical connection not included
Straight joiner included

TRACK 48V SURFACE SHORT

TRACK 48V SURFACE SHORT 1m	A338-21-00- | NT | WT |
TRACK 48V SURFACE SHORT 2m	A338-22-00- | NT | WT |
TRACK 48V SURFACE SHORT 3m	A338-23-00- | NT | WT |
TRACK 48V SURFACE SHORT Corner 90º One Plane	A338-24-00- | NT | WT |
TRACK 48V SURFACE SHORT T-Joint	A338-25-00- | NT |
TRACK 48V SURFACE SHORT X-Joint	A338-26-00- | NT |

III

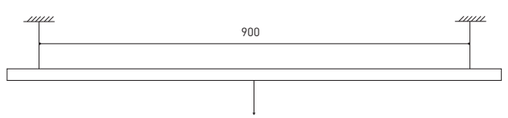

Max. 24 Kg.

TRACK 48V SURFACE SHORT
Corner 90º One Plane

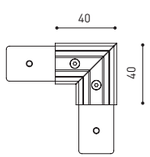

T-Joint

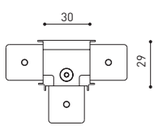

X-Joint

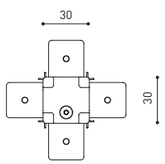

Electrical connection not included
Straight joiner included

PRODUCT CONFIGURATOR
Configure your own custom product layout. Our tool will calculate the required drivers and accessories.

CONSTANT VOLTAGE LED POWER SUPPLY

	P	V	D (A x B x C)
0434-01-61* | N | W |	100W	48V	298 x 19 x 16mm
0434-01-69* | N | W |	250W	48V	268 x 22 x 40mm
0434-01-62	150W	48V	350 x 30 x 18mm
0434-01-80	250W	48V	400 x 40 x 22mm

220 240 V~ | *To be installed inside the track.

» 282

DROP VOLTAGE TABLE

POWER (W)	CABLE SECTION (mm²)	CABLE LENGTH (m) 5	10	20	30
		TRACK LENGTH (m)			
100	0,75	50	50	X	X
	1,5	50	50	40	25
150	0,75	40	15	X	X
	1,5	50	40	20	X
250	0,75	20	X	X	X
	1,5	35	20	X	X

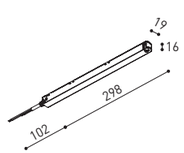

0434-01-61*

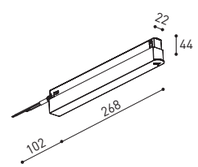

0434-01-69*
Not recommended for track 48V surface short

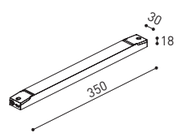

0434-01-62

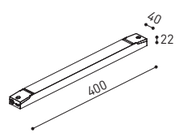

0434-01-80

TRACK 48V

ALL 48V TRACKS

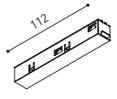

Live-End Connector 48V
A338-00-01- | N | W |

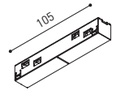

Central Connector 48V
A338-00-02- | N | W |

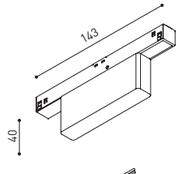

Wireless Control 48V
0434-01-31- | N | W | Casambi

Cover Gap 1m 48V
A338-00-30- | N | W |

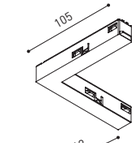

Corner 90º Connector One Plane 48V
A338-00-24- | N | W |
*Not suitable for trimless version

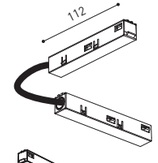

L-Joint Connector 48V
A338-00-12- | N | W |

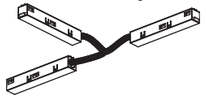

T-Joint Connector 48V
A450-00-07- | N |

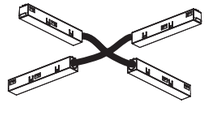

X-Joint Connector 48V
A450-00-08- | N |

TRIMLESS 48V

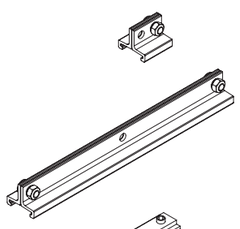

Trimless Short T-Bracket 48V
A338-00-03

Trimless Long T-Bracket 48V
A338-00-04

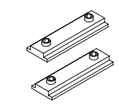

Trimless Straight Joiners (2 units) 48V
A338-00-05- | N | WT |

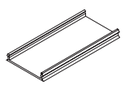

Trimless Plaster Installation Guard 1m 48V
A338-00-21

Trimless Suspension Kit 48V
A338-00-08
*See accessories quantities

* SUGGESTED MOUNTING ACCESSORIES QUANTITIES
1000mm - 2 Pcs.
2000mm - 2 Pcs.
3000mm - 3 Pcs.

Trimless Clamp for M6 ROD 48V
A338-00-09
*See accessories quantities

Trimless Track Clamp 48V
A338-00-10
*See accessories quantities

SURFACE, SUSPENSION , SURFACE SHORT & SUSPENSION SHORT 48V

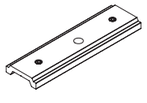

Surface Straight Joiner 48V
A338-00-11

COLOUR | N ■ | W □ | NT ■ | WT □ | RAL ⓘ » 328

SUSPENSION & SUSPENSION SHORT 48V

SURFACE Suspension Kit (2 units) 48V
A338-00-15- | NT | WT |

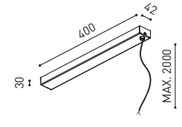

Wired Power Supply Case 48V
A338-00-25- | NT | WT | 150W NO DIM
A338-00-26- | NT | WT | 150W DIM
220 240 V~ INCL

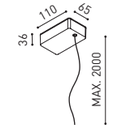

Surface Suspension Feed Kit 48V
A338-00-16- | N | W | NO DIM
A338-00-17- | N | W | DIM
*For remote power supply

A338-00-27- | N | W | NO DIM
A338-00-28- | N | W | DIM
*For power supply inside the track

SURFACE & SURFACE SHORT 48V

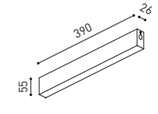

Power Supply Case 48V
A338-00-29- | NT | WT | 150W
220 240 V~ INCL
*To be installed aside 48V Surface Tracks

TRIMLESS, SURFACE & SUSPENSION 48V

End 48V
A338-00-06- | NT | WT |

End Feed 48V
A338-00-07- | NT | WT |

SURFACE SHORT & SUSPENSION SHORT 48V

Short End 48V
A338-00-18- | NT | WT |

Short End Feed 48V
A338-00-19- | NT | WT |

MAINS TRIMLESS



MAINS THICK TRIMLESS



STEEL CABLE TRIMLESS

WIRE TRIMLESS ACCESSORIES

FEED

Mains Trimless*
A023-00-01- | W | N | NO DIM

Mains Thick Trimless*
A023-00-02- | W | N | DIM

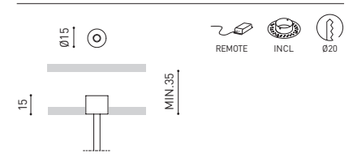

FASTENING

Steel Cable Trimless*
A023-00-05- | W | N |

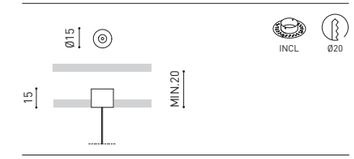

TRIMLESS TOOL D20 X D52mm A478-00-01

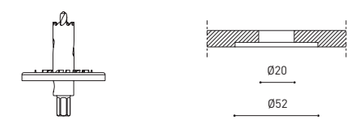

COLOUR | N ■ | W □ | NT ■ | WT □ | RAL ⓘ » 328

* AS MANY PIECES AS NEEDED ACCORDING TO YOUR PRODUCT

TRACK 48V

		P	CCT	Flux	LOR	L
TRACK 48V + IND. LIGHT 1400	A466-01-20- | NT | WT |	18,3W	2700K	2320lm	70%	1402mm
	A466-01-21- | NT | WT |	18,3W	3000K	2380lm	70%	1402mm
	A466-01-22- | NT | WT |	18,3W	4000K	2585lm	70%	1402mm
TRACK 48V + IND. LIGHT 2800	A466-02-20- | NT | WT |	39,2W	2700K	5210lm	70%	2802mm
	A466-02-21- | NT | WT |	39,2W	3000K	5360lm	70%	2802mm
	A466-02-22- | NT | WT |	39,2W	4000K	5820lm	70%	2802mm

48 V | III | IP20 | CRI>90 | L90B5 > 50.000 h

MacAdam Step 3 | DALI | Indirect Light INCL | 106°

PRODUCT CONFIGURATOR

Configure your own custom product layout. Our tool will calculate the required drivers and accessories.

TRACK 48V + INDIRECT LIGHT 1400 / 2800

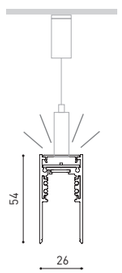

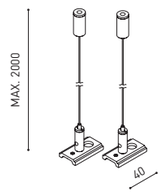

Indirect Light Suspension kit 48V (2 units)

A466-00-03- | NT | WT |

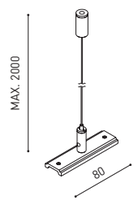

Suspension straight joiner kit 48V

A466-00-04- | NT | WT |

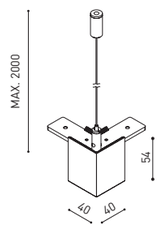

Suspension 90º Corner joiner kit 48V

A466-00-05- | NT | WT |

III

*Electrical connection not included.

CONSTANT VOLTAGE LED POWER SUPPLY

	P	V	D (A x B x C)
0434-01-61* | N | W |	100W	48V	298 x 19 x 16mm
0434-01-69* | N | W |	250W	48V	268 x 22 x 44mm
0434-01-62	150W	48V	350 x 30 x 18mm
0434-01-80	250W	48V	400 x 40 x 22mm

220 240 V~ | *To be installed inside the track.

» 282

DROP VOLTAGE TABLE

POWER (W)	CABLE SECTION (mm²)	CABLE LENGTH (m) 5	10	20	30
		TRACK LENGTH (m)			
100	0,75	50	50	X	X
	1,5	50	50	40	25
150	0,75	40	15	X	X
	1,5	50	40	20	X
250	0,75	20	X	X	X
	1,5	35	20	X	X

For calculations, you must consider indirect light power.

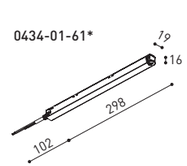

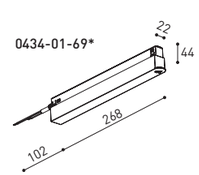

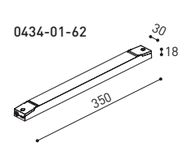

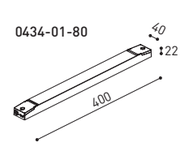

COLOUR | WT □ | NT ■ | W □ | N ■ | MATERIAL | AL | PC | RAL » 328

» 304

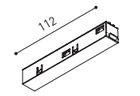

Live-End Connector 48V

A338-00-01- | N | W |

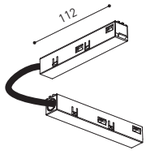

L-Joint Connector 48V

A338-00-12- | N | W |

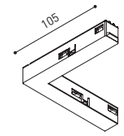

Corner 90º Connector One Plane 48V

A338-00-24- | N | W |

End 48V

A338-00-06- | NT | WT |

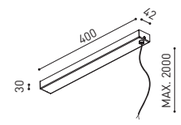

Wired Power Supply Case 48V

A338-00-25- | NT | WT | 150W NO DIM

A338-00-26- | NT | WT | 150W DIM

220 240 V~ INCL

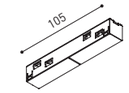

Central Connector 48V

A338-00-02- | N | W |

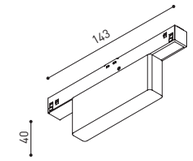

Wireless Control 48V

0434-01-31- | N | W | Casambi



Cover Gap 1m 48V

A338-00-30- | N | W |

End Feed 48V

A338-00-07- | NT | WT |

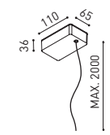

Suspension Feed Kit

A338-00-16- | N | W | NO DIM

A338-00-17- | N | W | DIM

For remote power supply

A338-00-27- | N | W | NO DIM

A338-00-28- | N | W | DIM

For power supply inside the track

MAINS TRIMLESS

MAINS THICK TRIMLESS



STEEL CABLE TRIMLESS

WIRE TRIMLESS ACCESSORIES

FEED

Mains Trimless*

A023-00-01- | W | N | NO DIM

Mains Thick Trimless*

A023-00-02- | W | N | DIM

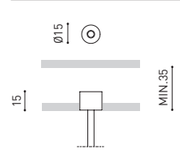

REMOTE | INCL | Ø20

FASTENING

Steel Cable Trimless*

A023-00-05- | W | N |

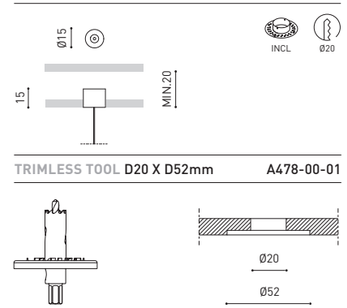

TRIMLESS TOOL D20 X D52mm A478-00-01

COLOUR | WT □ | NT ■ | W □ | N ■ | MATERIAL | AL | PC | RAL » 328

* AS MANY PIECES AS NEEDED ACCORDING TO YOUR PRODUCT

» 304

SIX 48V

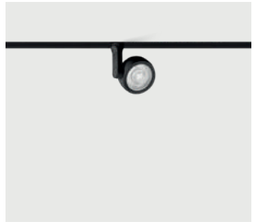

SIX XS 48V	+RE	P	CCT	Beam	Flux	LOR
A335-0- ⓪ -10- | WT | NT | WTW | NTW | -S		4,5W	2700K	17º	470 lm	90%
A335-0- ⓪ -11- | WT | NT | WTW | NTW | -S		4,5W	3000K	17º	500 lm	90%
A335-0- ⓪ -12- | WT | NT | WTW | NTW | -S		4,5W	4000K	17º	530 lm	90%
A335-0- ⓪ -20- | WT | NT | WTW | NTW | -S		4,5W	2700K	23º	470 lm	86%
A335-0- ⓪ -21- | WT | NT | WTW | NTW | -S		4,5W	3000K	23º	500 lm	86%
A335-0- ⓪ -22- | WT | NT | WTW | NTW | -S		4,5W	4000K	23º	530 lm	86%
A335-0- ⓪ -30- | WT | NT | WTW | NTW | -S		4,5W	2700K	34º	470 lm	88%
A335-0- ⓪ -31- | WT | NT | WTW | NTW | -S		4,5W	3000K	34º	500 lm	88%
A335-0- ⓪ -32- | WT | NT | WTW | NTW | -S		4,5W	4000K	34º	530 lm	88%

48 V | III IP20 | CRI>90 | L90B10 >55.000 h

MacAdam Step 2 | OPTIONS* | TRACK 48V | 360º | 310º | 17º / 23º / 34º

SIX XS 48V Double	+RE	P	CCT	Beam	Flux	LOR
A335-1- ⓪ -10- | WT | NT | WTW | NTW | -S		9W	2700K	17º	2 X 470 lm	90%
A335-1- ⓪ -11- | WT | NT | WTW | NTW | -S		9W	3000K	17º	2 X 500 lm	90%
A335-1- ⓪ -12- | WT | NT | WTW | NTW | -S		9W	4000K	17º	2 X 530 lm	90%
A335-1- ⓪ -20- | WT | NT | WTW | NTW | -S		9W	2700K	23º	2 X 470 lm	86%
A335-1- ⓪ -21- | WT | NT | WTW | NTW | -S		9W	3000K	23º	2 X 500 lm	86%
A335-1- ⓪ -22- | WT | NT | WTW | NTW | -S		9W	4000K	23º	2 X 530 lm	86%
A335-1- ⓪ -30- | WT | NT | WTW | NTW | -S		9W	2700K	34º	2 X 470 lm	88%
A335-1- ⓪ -31- | WT | NT | WTW | NTW | -S		9W	3000K	34º	2 X 500 lm	88%
A335-1- ⓪ -32- | WT | NT | WTW | NTW | -S		9W	4000K	34º	2 X 530 lm	88%

48 V | III IP20 | CRI>90 | L90B10 >55.000 h

MacAdam Step 2 | OPTIONS* | TRACK 48V | 360º | 310º | 17º / 23º / 34º

⓪	*OPTIONS
1	No DIM
2	DIM DALI

OTHER DIM OPTIONS PLEASE CONSULT

OPTIONAL

SIX XS High Chromatic LED ⓘ » 295

NOT SOLD SEPARATELY
AFFECTS THE LIGHTING PARAMETERS

+RE	REF. ENDING	EXAMPLE
Ø	Track 48V	A3350110WT
-S	Track 48V Short	A3350110WT-S

FINISHING	Lamp	Adaptor
WT	WT □	N ■
NT	NT ■	N ■
WTW	WT □	W □
NTW	NT ■	W □

SIX XS 48V

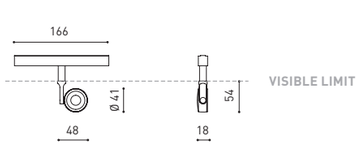

SIX XS 48V DOUBLE

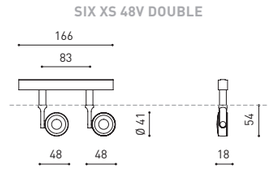

SIX XS 48V SHORT (-S)

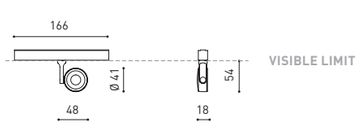

SIX XS 48V DOUBLE - SHORT (-S)

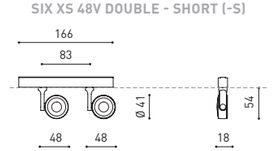

MATERIAL | AL | PC | RAL ⓘ » 328

+RE >> THE PRODUCTS FOR THE *TRACK 48V SHORT*, ADD "**-S**" AT THE END OF THE SALES REFERENCE (AFTER THE LETTERS WHICH INDICATE THE COLOUR OF THE PRODUCT). » 304

Extended Family
Magnetic 24V Six XS_92
Six Recessed_94
Six 48V_202
Six XS 24V_190



SIX S 48V	+RE	P	CCT	Beam	Flux	LOR
A333-0- ⓪ -10- | WT | NT | WTW | NTW | -S		8,5W	2700K	17º	1070 lm	86%
A333-0- ⓪ -11- | WT | NT | WTW | NTW | -S		8,5W	3000K	17º	1140 lm	86%
A333-0- ⓪ -12- | WT | NT | WTW | NTW | -S		8,5W	4000K	17º	1210 lm	86%
A333-0- ⓪ -20- | WT | NT | WTW | NTW | -S		8,5W	2700K	24º	1070 lm	84%
A333-0- ⓪ -21- | WT | NT | WTW | NTW | -S		8,5W	3000K	24º	1140 lm	84%
A333-0- ⓪ -22- | WT | NT | WTW | NTW | -S		8,5W	4000K	24º	1210 lm	84%
A333-0- ⓪ -30- | WT | NT | WTW | NTW | -S		8,5W	2700K	34º	1070 lm	89%
A333-0- ⓪ -31- | WT | NT | WTW | NTW | -S		8,5W	3000K	34º	1140 lm	89%
A333-0- ⓪ -32- | WT | NT | WTW | NTW | -S		8,5W	4000K	34º	1210 lm	89%

48 V | III IP20 | CRI>90 | L80B10 > 60.000 h

MacAdam Step 2 | OPTIONS* | TRACK 48V | 360º | 310º | 17º / 24º / 34º



SIX M 48V	+RE	P	CCT	Beam	Flux	LOR
A330-0- ⓪ -10- | WT | NT | WTW | NTW | -S		17W	2700K	19º	2050 lm	93%
A330-0- ⓪ -11- | WT | NT | WTW | NTW | -S		17W	3000K	19º	2130 lm	93%
A330-0- ⓪ -12- | WT | NT | WTW | NTW | -S		17W	4000K	19º	2160 lm	93%
A330-0- ⓪ -20- | WT | NT | WTW | NTW | -S		17W	2700K	28º	2050 lm	91%
A330-0- ⓪ -21- | WT | NT | WTW | NTW | -S		17W	3000K	28º	2130 lm	91%
A330-0- ⓪ -22- | WT | NT | WTW | NTW | -S		17W	4000K	28º	2160 lm	91%
A330-0- ⓪ -30- | WT | NT | WTW | NTW | -S		17W	2700K	38º	2050 lm	93%
A330-0- ⓪ -31- | WT | NT | WTW | NTW | -S		17W	3000K	38º	2130 lm	93%
A330-0- ⓪ -32- | WT | NT | WTW | NTW | -S		17W	4000K	38º	2160 lm	93%

48 V | III IP20 | CRI>90 | L90B10 > 55.000 h

MacAdam Step 2 | OPTIONS* | TRACK 48V | 360º | 310º | 19º / 28º / 38º

⓪	*OPTIONS
1	No DIM
2	DIM DALI

OTHER DIM OPTIONS PLEASE CONSULT

OPTIONAL

SIX S High Chromatic LED ⓘ » 295
SIX M High Chromatic LED ⓘ » 295

NOT SOLD SEPARATELY
AFFECT THE LIGHTING PARAMETERS

+RE	REF. ENDING	EXAMPLE
Ø	Track 48V	A3300110WT
-S	Track 48V Short	A3300110WT-S

FINISHING	Lamp	Adaptor
WT	WT □	N ■
NT	NT ■	N ■
WTW	WT □	W □
NTW	NT ■	W □

SIX S 48V

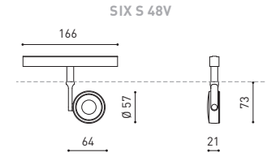

SIX M 48V

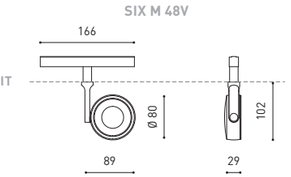

SIX S 48V SHORT (-S)

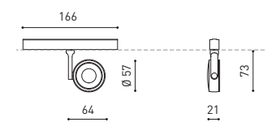

SIX M 48V SHORT (-S)

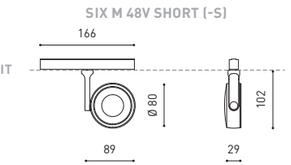

MATERIAL | AL | PC | RAL ⓘ » 328

+RE >> THE PRODUCTS FOR THE *TRACK 48V SHORT*, ADD "**-S**" AT THE END OF THE SALES REFERENCE (AFTER THE LETTERS WHICH INDICATE THE COLOUR OF THE PRODUCT). » 304

48V SYSTEM

SIX 48V

SIX L 48V	+RE	P	CCT	Beam	Flux	LOR
A329-0- ⓪ -10- | WT | NT | WTW | NTW	-S	24,5W	2700K	17º	2850 lm	93%
A329-0- ⓪ -11- | WT | NT | WTW | NTW	-S	24,5W	3000K	17º	2950 lm	93%
A329-0- ⓪ -12- | WT | NT | WTW | NTW	-S	24,5W	4000K	17º	3000 lm	93%
A329-0- ⓪ -30- | WT | NT | WTW | NTW	-S	24,5W	2700K	26º	2850 lm	93%
A329-0- ⓪ -31- | WT | NT | WTW | NTW	-S	24,5W	3000K	26º	2950 lm	93%
A329-0- ⓪ -32- | WT | NT | WTW | NTW	-S	24,5W	4000K	26º	3000 lm	93%
A329-0- ⓪ -20- | WT | NT | WTW | NTW	-S	24,5W	2700K	34º	2850 lm	90%
A329-0- ⓪ -21- | WT | NT | WTW | NTW	-S	24,5W	3000K	34º	2950 lm	90%
A329-0- ⓪ -22- | WT | NT | WTW | NTW	-S	24,5W	4000K	34º	3000 lm	90%

48 V | III IP20 | CRI>90 | L90B10 >55.000 h

MacAdam Step 2 | OPTIONS* | TRACK 48V | 360º | 310º | 17º / 26º / 34º

⓪	*OPTIONS
1	No DIM
2	DIM DALI

OTHER DIM OPTIONS PLEASE CONSULT

+RE	REF. ENDING	EXAMPLE
Ø	Track 48V	A3290110WT
-S	Track 48V Short	A3290110WT-S

OPTIONAL

SIX L High Chromatic LED » 295

NOT SOLD SEPARATELY
AFFECTS THE LIGHTING PARAMETERS

FINISHING	Lamp	Adaptor
WT	WT □	N ■
NT	NT ■	N ■
WTW	WT □	W □
NTW	NT ■	W □

SIX L 48V

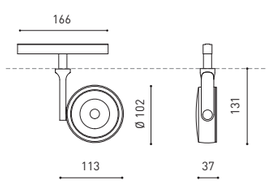

VISIBLE LIMIT

SIX L 48V SHORT (-S)

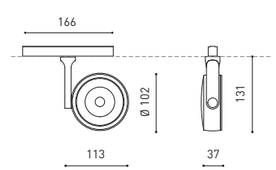

MATERIAL | AL | PC | RAL » 328

+RE >> THE PRODUCTS FOR THE *TRACK 48V SHORT*, ADD "**-S**" AT THE END OF THE SALES REFERENCE (AFTER THE LETTERS WHICH INDICATE THE COLOUR OF THE PRODUCT). » 304

48V SYSTEM

FIT 48V

Extended Family
Magnetic 24V Fit_90
Fit_238
Fit 24V_192
Fit 65 1L_231
Fit Recessed_96
Fit Surface_124

FIT 20 48V	+RE	P	CCT	Beam	Flux	LOR
A344-0- ⓪ -10- | WT | NT | G | WTW | NTW | GW	-S	2,1W	2700K	12º	127 lm	87%
A344-0- ⓪ -11- | WT | NT | G | WTW | NTW | GW	-S	2,1W	3000K	12º	150 lm	87%
A344-0- ⓪ -20- | WT | NT | G | WTW | NTW | GW	-S	2,1W	2700K	30º	127 lm	88%
A344-0- ⓪ -21- | WT | NT | G | WTW | NTW | GW	-S	2,1W	3000K	30º	150 lm	88%
A344-0- ⓪ -30- | WT | NT | G | WTW | NTW | GW	-S	2,1W	2700K	54º	127 lm	81%
A344-0- ⓪ -31- | WT | NT | G | WTW | NTW | GW	-S	2,1W	3000K	54º	150 lm	81%

48 V | III IP20 | CRI>90 | L80B10 >50.000 h

MacAdam Step 3 | OPTIONS* | TRACK 48V | 360º | 90º | 12º/30º/54º



FIT 20 48V DOUBLE	+RE	P	CCT	Beam	Flux	LOR
A344-1- ⓪ -10- | WT | NT | G | WTW | NTW | GW	-S	4,2W	2700K	12º	2 x 127 lm	87%
A344-1- ⓪ -11- | WT | NT | G | WTW | NTW | GW	-S	4,2W	3000K	12º	2 x 150 lm	87%
A344-1- ⓪ -20- | WT | NT | G | WTW | NTW | GW	-S	4,2W	2700K	30º	2 x 127 lm	88%
A344-1- ⓪ -21- | WT | NT | G | WTW | NTW | GW	-S	4,2W	3000K	30º	2 x 150 lm	88%
A344-1- ⓪ -30- | WT | NT | G | WTW | NTW | GW	-S	4,2W	2700K	54º	2 x 127 lm	81%
A344-1- ⓪ -31- | WT | NT | G | WTW | NTW | GW	-S	4,2W	3000K	54º	2 x 150 lm	81%

48 V | III IP20 | CRI>90 | L80B10 >50.000 h

MacAdam Step 3 | OPTIONS* | TRACK 48V | 360º | 90º | 12º/30º/54º

⓪	*OPTIONS
1	No DIM
2	DIM DALI

OTHER DIM OPTIONS PLEASE CONSULT

+RE	REF. ENDING	EXAMPLE
Ø	Track 48V	A3440110WT
-S	Track 48V Short	A3440110WT-S

FINISHING	Lamp	Adaptor
WT	WT □	N ■
NT	NT ■	N ■
G	G ■	N ■
WTW	WT □	W □
NTW	NT ■	W □
GW	G ■	W □

FIT20 48V

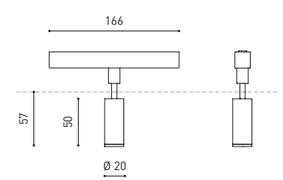

VISIBLE LIMIT

FIT20 48V DOUBLE

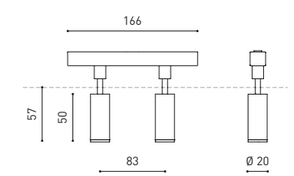

FIT20 48V SHORT (-S)

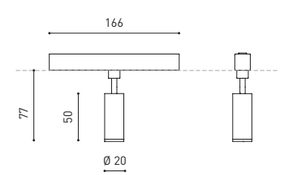

VISIBLE LIMIT

FIT20 48V DOUBLE - SHORT (-S)

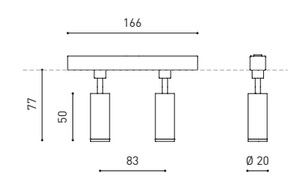

MATERIAL | AL | PC | RAL » 328

+RE >> THE PRODUCTS FOR THE *TRACK 48V SHORT*, ADD "**-S**" AT THE END OF THE SALES REFERENCE (AFTER THE LETTERS WHICH INDICATE THE COLOUR OF THE PRODUCT). » 304

FIT 48V

FIT 35 48V	+RE	P	CCT	Beam	Flux	LOR
A345-0- ⓪ -10- | WT | NT | G | WTW | NTW | GW |	-S	5,5W	2700K	20º	620 lm	85%
A345-0- ⓪ -11- | WT | NT | G | WTW | NTW | GW |	-S	5,5W	3000K	20º	660 lm	85%
A345-0- ⓪ -12- | WT | NT | G | WTW | NTW | GW |	-S	5,5W	4000K	20º	710 lm	85%
A345-0- ⓪ -20- | WT | NT | G | WTW | NTW | GW |	-S	5,5W	2700K	29º	620 lm	84%
A345-0- ⓪ -21- | WT | NT | G | WTW | NTW | GW |	-S	5,5W	3000K	29º	660 lm	84%
A345-0- ⓪ -22- | WT | NT | G | WTW | NTW | GW |	-S	5,5W	4000K	29º	710 lm	84%
A345-0- ⓪ -30- | WT | NT | G | WTW | NTW | GW |	-S	5,5W	2700K	36º	620 lm	85%
A345-0- ⓪ -31- | WT | NT | G | WTW | NTW | GW |	-S	5,5W	3000K	36º	660 lm	85%
A345-0- ⓪ -32- | WT | NT | G | WTW | NTW | GW |	-S	5,5W	4000K	36º	710 lm	85%

48 V | III IP20 | CRI>90 | L90B10 >108.000 h

MacAdam Step 2 · OPTIONS* · TRACK 48V · 360º · 90º · 20º/29º/36º

⓪	*OPTIONS
1	No DIM
2	DIM DALI

OTHER DIM OPTIONS PLEASE CONSULT

+RE	REF. ENDING	EXAMPLE
Ø	Track 48V	A3450110WT
-S	Track 48V Short	A3450110WT-S

OPTIONAL ACCESSORY

FIT 35 Anti-glare Honeycomb Louver

A345-00-00

NOT SOLD SEPARATELY
AFFECTS THE LIGHTING PARAMETERS

FINISHING	Lamp	Adaptor
WT	WT □	N ■
NT	NT ■	N ■
G	G ■	N ■
WTW	WT □	W □
NTW	NT ■	W □
GW	G ■	W □

FIT35 48V

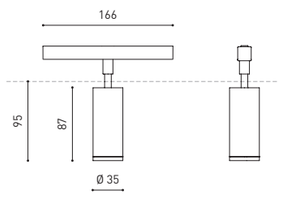

VISIBLE LIMIT

FIT35 48V SHORT (-S)

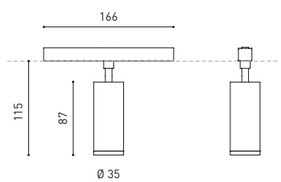

MATERIAL | AL | PC | RAL » 328

+RE >> THE PRODUCTS FOR THE *TRACK 48V SHORT*, ADD "**-S**" AT THE END OF THE SALES REFERENCE (AFTER THE LETTERS WHICH INDICATE THE COLOUR OF THE PRODUCT). » 304



FIT 35 48V DOUBLE	+RE	P	CCT	Beam	Flux	LOR
A345-1- ⓪ -10- | WT | NT | G | WTW | NTW | GW |	-S	11W	2700K	20º	2 x 620 lm	85%
A345-1- ⓪ -11- | WT | NT | G | WTW | NTW | GW |	-S	11W	3000K	20º	2 x 660 lm	85%
A345-1- ⓪ -12- | WT | NT | G | WTW | NTW | GW |	-S	11W	4000K	20º	2 x 710 lm	85%
A345-1- ⓪ -20- | WT | NT | G | WTW | NTW | GW |	-S	11W	2700K	29º	2 x 620 lm	84%
A345-1- ⓪ -21- | WT | NT | G | WTW | NTW | GW |	-S	11W	3000K	29º	2 x 660 lm	84%
A345-1- ⓪ -22- | WT | NT | G | WTW | NTW | GW |	-S	11W	4000K	29º	2 x 710 lm	84%
A345-1- ⓪ -30- | WT | NT | G | WTW | NTW | GW |	-S	11W	2700K	36º	2 x 620 lm	85%
A345-1- ⓪ -31- | WT | NT | G | WTW | NTW | GW |	-S	11W	3000K	36º	2 x 660 lm	85%
A345-1- ⓪ -32- | WT | NT | G | WTW | NTW | GW |	-S	11W	4000K	36º	2 x 710 lm	85%

48 V | III IP20 | CRI>90 | L90B10 >108.000 h

MacAdam Step 2 · OPTIONS* · TRACK 48V · 360º · 90º · 20º/29º/36º

⓪	*OPTIONS
1	No DIM
2	DIM DALI

OTHER DIM OPTIONS PLEASE CONSULT

+RE	REF. ENDING	EXAMPLE
Ø	Track 48V	A3451110WT
-S	Track 48V Short	A3451110WT-S

OPTIONAL ACCESSORY

FIT 35 Anti-glare Honeycomb Louver

A345-00-00

NOT SOLD SEPARATELY
AFFECTS THE LIGHTING PARAMETERS

FINISHING	Lamp	Adaptor
WT	WT □	N ■
NT	NT ■	N ■
G	G ■	N ■
WTW	WT □	W □
NTW	NT ■	W □
GW	G ■	W □

FIT35 48V DOUBLE

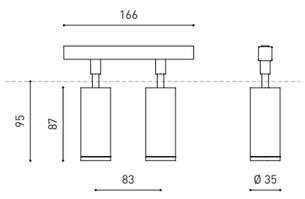

VISIBLE LIMIT

FIT35 48V DOUBLE - SHORT (-S)

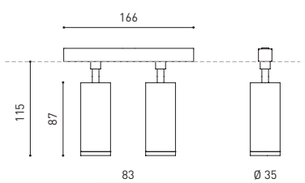

MATERIAL | AL | PC | RAL » 328

+RE >> THE PRODUCTS FOR THE *TRACK 48V SHORT*, ADD "**-S**" AT THE END OF THE SALES REFERENCE (AFTER THE LETTERS WHICH INDICATE THE COLOUR OF THE PRODUCT). » 304

FIT 48V

FIT 50 48V	+RE	P	CCT	Beam	Flux	LOR
A346-0- ⓪ -10- | WT | NT | G | WTW | NTW | GW |	-S	12W	2700K	14º	1090 lm	84%
A346-0- ⓪ -11- | WT | NT | G | WTW | NTW | GW |	-S	12W	3000K	14º	1180 lm	84%
A346-0- ⓪ -12- | WT | NT | G | WTW | NTW | GW |	-S	12W	4000K	14º	1260 lm	84%
A346-0- ⓪ -20- | WT | NT | G | WTW | NTW | GW |	-S	12W	2700K	26º	1090 lm	83%
A346-0- ⓪ -21- | WT | NT | G | WTW | NTW | GW |	-S	12W	3000K	26º	1180 lm	83%
A346-0- ⓪ -22- | WT | NT | G | WTW | NTW | GW |	-S	12W	4000K	26º	1260 lm	83%
A346-0- ⓪ -30- | WT | NT | G | WTW | NTW | GW |	-S	12W	2700K	50º	1090 lm	79%
A346-0- ⓪ -31- | WT | NT | G | WTW | NTW | GW |	-S	12W	3000K	50º	1180 lm	79%
A346-0- ⓪ -32- | WT | NT | G | WTW | NTW | GW |	-S	12W	4000K	50º	1260 lm	79%

48 V | III IP20 | CRI>90 | L90B10 >108.000 h

MacAdam Step 2 | OPTIONS* | TRACK 48V | 360º | 90º | 14º/26º/50º

⓪	*OPTIONS
1	No DIM
2	DIM DALI

OTHER DIM OPTIONS PLEASE CONSULT

+RE	REF. ENDING	EXAMPLE
Ø	Track 48V	A3460110WT
-S	Track 48V Short	A3460110WT-S

OPTIONAL ACCESSORY

FIT 50 Anti-glare Honeycomb Louver

A346-00-00

NOT SOLD SEPARATELY
AFFECTS THE LIGHTING PARAMETERS

FINISHING	Lamp	Adaptor
WT	WT □	N ■
NT	NT ■	N ■
G	G ■	N ■
WTW	WT □	W □
NTW	NT ■	W □
GW	G ■	W □

FIT50 48V

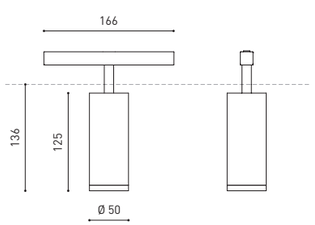

VISIBLE LIMIT

FIT50 48V SHORT (-S)

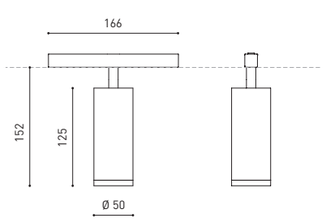

MATERIAL | AL | PC | RAL » 328

+RE >> THE PRODUCTS FOR THE *TRACK 48V SHORT*, ADD "**-S**" AT THE END OF THE SALES REFERENCE (AFTER THE LETTERS WHICH INDICATE THE COLOUR OF THE PRODUCT). » 304

PLUS 48V

Magnetic 24V Plus Micro_92
Plus_239

Extended Family
Plus Micro 24V_190
Plus Mini 1L_231
Plus Recessed_97

PLUS Mini 48V	+RE	P	CCT	Beam	Flux	LOR
A326-00- ⓪ -0- | WT | NT | WTW | NTW |	-S	6,5W	2700K	10º-41º	630 lm	20-40%
A326-00- ⓪ -1- | WT | NT | WTW | NTW |	-S	6,5W	3000K	10º-41º	660 lm	20-40%
A326-00- ⓪ -2- | WT | NT | WTW | NTW |	-S	6,5W	4000K	10º-41º	680 lm	20-40%

48 V | III IP20 | CRI>90 | L90B10 > 55.000 h

MacAdam Step 2 | OPTIONS* | TRACK 48V | 360º | 180º | 10º-41º

PLUS 48V	+RE	P	CCT	Beam	Flux	LOR
A323-00- ⓪ -0- | WT | NT | WTW | NTW |	-S	18W	2700K	12º-51º	1920 lm	26-40%
A323-00- ⓪ -1- | WT | NT | WTW | NTW |	-S	18W	3000K	12º-51º	2000 lm	26-40%
A323-00- ⓪ -2- | WT | NT | WTW | NTW |	-S	18W	4000K	12º-51º	2030 lm	26-40%

48 V | III IP20 | CRI>90 | L90B10 > 55.000 h

MacAdam Step 2 | OPTIONS* | TRACK 48V | 360º | 180º | 12º-51º

OPTIONAL

PLUS MINI High Chromatic LED

PLUS High Chromatic LED

» 295

NOT SOLD SEPARATELY
AFFECT THE LIGHTING PARAMETERS

⓪	*OPTIONS
1	No DIM
2	DIM DALI

OTHER DIM OPTIONS PLEASE CONSULT

+RE	REF. ENDING	EXAMPLE
Ø	Track 48V	A3230010WT
-S	Track 48V Short	A3230010WT-S

FINISHING	Lamp	Adaptor
WT	WT □	N ■
NT	NT ■	N ■
WTW	WT □	W □
NTW	NT ■	W □

PLUS MINI 48V

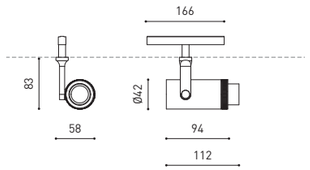

VISIBLE LIMIT

PLUS 48V

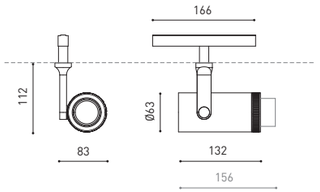

PLUS MINI 48V SHORT (-S)

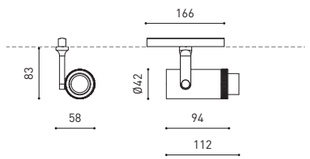

VISIBLE LIMIT

PLUS 48V SHORT (-S)

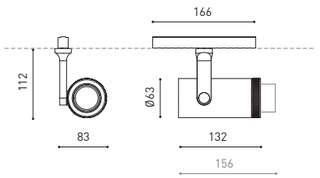

MATERIAL | AL | OPTICAL GLASS || OPTICAL PMMA | RAL » 328

+RE >> THE PRODUCTS FOR THE *TRACK 48V SHORT*, ADD "**-S**" AT THE END OF THE SALES REFERENCE (AFTER THE LETTERS WHICH INDICATE THE COLOUR OF THE PRODUCT). » 304

48V SYSTEM

iO 48V

Extended Family
Magnetic 24V iO Micro_90
iO_230
iO Micro 24V_191
iO Surface_126



iO 48V	+RE	P	CCT	Beam	Flux	LOR
A348-0- ⓪ -10- | WT | NT | WTW | NTW	| -S	4,5W	2700K	20º	485 lm	92%
A348-0- ⓪ -11- | WT | NT | WTW | NTW	| -S	4,5W	3000K	20º	505 lm	92%
A348-0- ⓪ -20- | WT | NT | WTW | NTW	| -S	4,5W	2700K	30º	485 lm	89%
A348-0- ⓪ -21- | WT | NT | WTW | NTW	| -S	4,5W	3000K	30º	505 lm	89%
A348-0- ⓪ -30- | WT | NT | WTW | NTW	| -S	4,5W	2700K	56º	485 lm	86%
A348-0- ⓪ -31- | WT | NT | WTW | NTW	| -S	4,5W	3000K	56º	505 lm	86%

48 V | III IP20 | CRI>90 | L90B10 >55.000 h

MacAdam Step 2 | OPTIONS* | TRACK 48V | 360º | 325º | 20º / 30º / 56º

⓪	*OPTIONS
1	No DIM
2	DIM DALI

OTHER DIM OPTIONS PLEASE CONSULT

+RE	REF. ENDING	EXAMPLE
Ø	Track 48V	A3480110WT
-S	Track 48V Short	A3480110WT-S

OPTIONAL ACCESSORIES

NOT SOLD SEPARATELY | AFFECT THE LIGHTING PARAMETERS

iO Beam Mixer Diffuser 0805-01-00

iO Anti-glare Honeycomb Louver 0806-00-00 | WT | NT |

iO High Chromatic LED » 295

FINISHING	Lamp	Adaptor
WT	WT ☐	N ■
NT	NT ■	N ■
WTW	WT ☐	W ☐
NTW	NT ■	W ☐

iO 48V

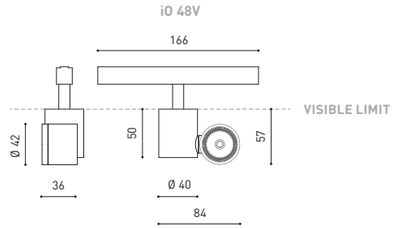

iO 48V SHORT (-S)

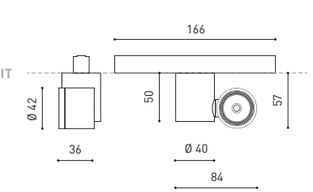

MATERIAL | AL | PC | RAL » 328

+RE >> THE PRODUCTS FOR THE *TRACK 48V SHORT*, ADD "**-S**" AT THE END OF THE SALES REFERENCE (AFTER THE LETTERS WHICH INDICATE THE COLOUR OF THE PRODUCT). » 304

48V SYSTEM

ZEN TUBE 48V

Extended Family
Zen Tube_240
Zen Tube Surface_127



		+RE	P	CCT	Flux	LOR
ZEN TUBE 48V 1	A341-11- ⓪⓪ -0- | WT | NT | WTW | NTW	| -S	12W	2700K	1580 lm	90%
	A341-11- ⓪⓪ -1- | WT | NT | WTW | NTW	| -S	12W	3000K	1640 lm	90%
ZEN TUBE 48V 2	A341-12- ⓪⓪ -0- | WT | NT | WTW | NTW	| -S	17W	2700K	2130 lm	90%
	A341-12- ⓪⓪ -1- | WT | NT | WTW | NTW	| -S	17W	3000K	2220 lm	90%
ZEN TUBE 48V 3	A341- ⓪ -3- ⓪⓪ -0- | WT | NT | WTW | NTW	| -S	23W	2700K	3070 lm	90%
	A341- ⓪ -3- ⓪⓪ -1- | WT | NT | WTW | NTW	| -S	23W	3000K	3190 lm	90%

48 V | III IP20 | CRI>90 | L90B10 >55.000 h

MacAdam Step 2 | OPTIONS* | TRACK 48V | 360º | 270º | 16º / 24º / 42º

⓪	*OPTIONS
1	No DIM
2	DIM DALI

OTHER DIM OPTIONS PLEASE CONSULT

+RE	REF. ENDING	EXAMPLE
Ø	Track 48V	A3411110WT
-S	Track 48V Short	A3411110WT-S

⓪⓪	BEAM OPTIONS
1	16º
2	24º
3	42º

ZEN TUBE 48V

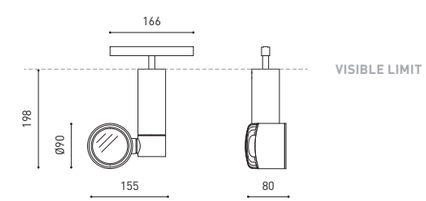

ZEN TUBE 48V SHORT (-S)

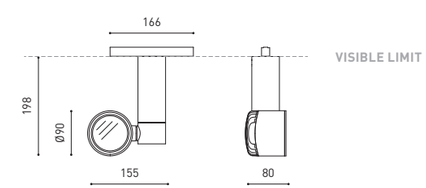

OPTIONAL ACCESSORIES

NOT SOLD SEPARATELY | AFFECT THE LIGHTING PARAMETERS

ZEN Anti-glare Honeycomb Louver 0702-02-00

ZEN Elliptical Refractor 0700-08-00

ZEN Beam Mixer Diffuser 0805-02-00

ZEN High Chromatic LED » 295

FINISHING	Lamp	Adaptor
WT	WT ☐	N ■
NT	NT ■	N ■
WTW	WT ☐	W ☐
NTW	NT ■	W ☐

MATERIAL | AL | GL-TRANS | RAL » 328

+RE >> THE PRODUCTS FOR THE *TRACK 48V SHORT*, ADD "**-S**" AT THE END OF THE SALES REFERENCE (AFTER THE LETTERS WHICH INDICATE THE COLOUR OF THE PRODUCT). » 304

COCO 48V

COCO 48V	+RE	P	CCT	Beam	Flux	LOR
A498-0- ⓪ -10- | WT | NT | WTW | NTW |	-S	8,7W	2700K	20º	1200 lm	87%
A498-0- ⓪ -11- | WT | NT | WTW | NTW |	-S	8,7W	3000K	20º	1250 lm	87%
A498-0- ⓪ -12- | WT | NT | WTW | NTW |	-S	8,7W	4000K	20º	1340 lm	87%
A498-0- ⓪ -20- | WT | NT | WTW | NTW |	-S	8,7W	2700K	34º	1200 lm	89%
A498-0- ⓪ -21- | WT | NT | WTW | NTW |	-S	8,7W	3000K	34º	1250 lm	89%
A498-0- ⓪ -22- | WT | NT | WTW | NTW |	-S	8,7W	4000K	34º	1340 lm	89%
A498-0- ⓪ -30- | WT | NT | WTW | NTW |	-S	8,7W	2700K	48º	1200 lm	86%
A498-0- ⓪ -31- | WT | NT | WTW | NTW |	-S	8,7W	3000K	48º	1250 lm	86%
A498-0- ⓪ -32- | WT | NT | WTW | NTW |	-S	8,7W	4000K	48º	1340 lm	86%

48 V | III | IP20 | CRI>90 | L80B10 > 66.000 h

MacAdam Step 2 | OPTIONS* | TRACK 48V | 360º | 90º | 20º / 34º / 48º

COCO 48V Super Spot	+RE	P	CCT	Beam	Flux	LOR
A498-0- ⓪ -00- | WT | NT | WTW | NTW |	-S	6W	2700K	12º	750 lm	66%
A498-0- ⓪ -01- | WT | NT | WTW | NTW |	-S	6W	3000K	12º	800 lm	66%
A498-0- ⓪ -02- | WT | NT | WTW | NTW |	-S	6W	4000K	12º	850 lm	66%

48 V | III | IP20 | CRI>90 | L80B10 > 55.000 h

MacAdam Step 2 | OPTIONS* | TRACK 48V | 360º | 90º | 12º

COCO 48V Tunable White	+RE	P	CCT	Beam	Flux	LOR
A498-12-18- | WT | NT | WTW | NTW |	-S	8,5W	2700-5000K	28º	1010 lm	85%
A498-12-28- | WT | NT | WTW | NTW |	-S	8,5W	2700-5000K	42º	1010 lm	87%
A498-12-38- | WT | NT | WTW | NTW |	-S	8,5W	2700-5000K	54º	1010 lm	84%

48 V | III | IP20 | CRI>90 | L80B10 > 55.000 h

MacAdam Step 3 | DALI* | TRACK 48V | 360º | 90º | 28º / 42º / 54º

⓪	*OPTIONS
1	No DIM
2	DIM DALI
7	DIM On Board

OTHER DIM OPTIONS PLEASE CONSULT

+RE	REF. ENDING	EXAMPLE
Ø	Track 48V	A4980110WT
-S	Track 48V Short	A4980110WT-S

OPTIONAL ACCESSORIES

AFFECT THE LIGHTING PARAMETERS

COCO Anti-glare Honeycomb Louver

A498-90-00- | WT | NT |

COCO Anti-glare Screen

A498-90-01- | WT | NT |

COCO Linear Filter

A498-90-02- | WT | NT |

SIUTABLE FOR BEAM ≤ 34º

COCO High Chromatic Led ⓘ » 295

NOT SOLD SEPARATELY

FINISHING	Lamp	Adaptor
WT	WT □	N ■
NT	NT ■	N ■
WTW	WT □	W □
NTW	NT ■	W □

COCO 48V

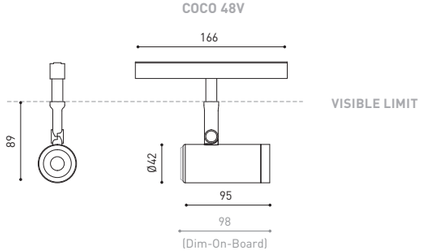

COCO 48V SHORT (-S)

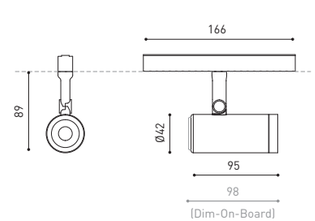

MATERIAL | AL | PC/PMMA | RAL ⓘ » 328

OTHER CCT PLEASE CONSULT » 304

+RE >> THE PRODUCTS FOR THE *TRACK 48V SHORT*, ADD "**-S**" AT THE END OF THE SALES REFERENCE (AFTER THE LETTERS WHICH INDICATE THE COLOUR OF THE PRODUCT).

Magnetic 24V Coco_88

Extended Family
Coco Recessed_99
Coco Surface_122

N

COCO SHAPER 48V	+RE	P	CCT	Beam	Flux	LOR
A519-0- ⓪ -00- | NT | NTW |	-S	6W	2700K	20º-33º	650 lm	40-38%
A519-0- ⓪ -01- | NT | NTW |	-S	6W	3000K	20º-33º	680 lm	40-38%
A519-0- ⓪ -02- | NT | NTW |	-S	6W	4000K	20º-33º	730 lm	40-38%
A519-0- ⓪ -10- | NT | NTW |	-S	6W	2700K	53º	650 lm	37%
A519-0- ⓪ -11- | NT | NTW |	-S	6W	3000K	53º	680 lm	37%
A519-0- ⓪ -12- | NT | NTW |	-S	6W	4000K	53º	730 lm	37%

48 V | III | IP20 | CRI>90 | L80B10 > 60.000 h

MacAdam Step 2 | OPTIONS* | TRACK 48V | 360º | 90º | 20º - 33º / 53º

⓪	*OPTIONS
1	No DIM
2	DIM DALI

OTHER DIM OPTIONS PLEASE CONSULT

+RE	REF. ENDING	EXAMPLE
Ø	Track 48V	A5190110NT
-S	Track 48V Short	A5190110NT-S

FINISHING	Lamp	Adaptor
NT	NT ■	N ■
NTW	NT ■	W □

COCO SHAPER 48V

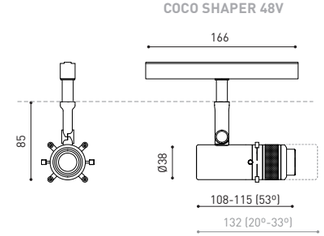

COCO SHAPER 48V SHORT (-S)

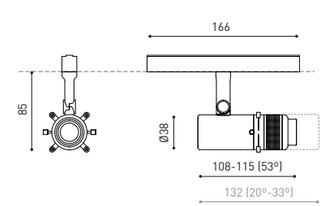

MATERIAL | AL | OPTICAL GLASS | RAL ⓘ » 328

OTHER CCT PLEASE CONSULT | CUSTOM GOBO PLEASE CONSULT » 304

+RE >> THE PRODUCTS FOR THE *TRACK 48V SHORT*, ADD "**-S**" AT THE END OF THE SALES REFERENCE (AFTER THE LETTERS WHICH INDICATE THE COLOUR OF THE PRODUCT).

48V SYSTEM

FLIP 48V

Extended Family
Magnetic 24V Flip_88
Flip Recessed_98
Flip Surface_121

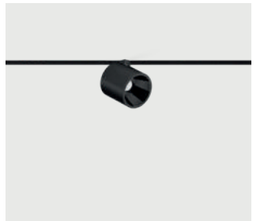

		+RE	P	CCT	Beam	Flux	LOR
FLIP 48V	A489-0- ⓪ -10- | NT | WT | NTMG |	-S	6W	2700K	23º	620 lm	86%
	A489-0- ⓪ -11- | NT | WT | NTMG |	-S	6W	3000K	23º	650 lm	86%
	A489-0- ⓪ -12- | NT | WT | NTMG |	-S	6W	4000K	23º	690 lm	86%
	A489-0- ⓪ -20- | NT | WT | NTMG | WTW |	-S	6W	2700K	34º	620 lm	78%
	A489-0- ⓪ -21- | NT | WT | NTMG | WTW |	-S	6W	3000K	34º	650 lm	78%
	A489-0- ⓪ -22- | NT | WT | NTMG | WTW |	-S	6W	4000K	34º	690 lm	78%

48 V | III IP20 | CRI>90 | L80B10 >60.000 h

MacAdam Step 2 | OPTIONS* | TRACK 48V | 360º | 90º | 23º / 34º

⓪	OPTIONS*
1	No DIM
2	DIM DALI

OTHER DIM OPTIONS PLEASE CONSULT

+RE	REF. ENDING	EXAMPLE
Ø	Track 48V	**A4890110WT**
-S	Track 48V Short	**A4890110WT-S**

FINISHING	Body	Lampshade	Adaptor
NT	NT ■	N ■	N ■
WT	WT □	N ■	N ■
NTMG	NT ■	MG ■	N ■
WTW	WT □	W □	W □

OTHER FINISHING COMBINATIONS PLEASE CONSULT

FLIP 48V

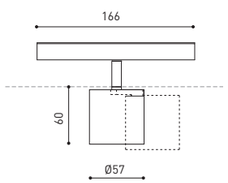

VISIBLE LIMIT

FLIP 48V SHORT (-S)

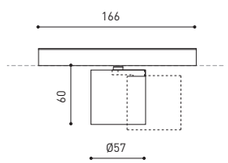

MATERIAL | AL | ABS+PC | RAL » 328

"THE INVISIBLE BLACK" IS ONLY AVAILABLE FOR WT, NT & NTMG COLOURS | COLOURS MAY AFFECT THE LIGHTING PARAMETERS » 304
+RE >> THE PRODUCTS FOR THE *TRACK 48V SHORT*, ADD "**-S**" AT THE END OF THE SALES REFERENCE
(AFTER THE LETTERS WHICH INDICATE THE COLOUR OF THE PRODUCT).

48V SYSTEM

BLACK FOSTER 48V

Black Foster_10
Black Foster Custom System_253

Extended Family
Black Foster Micro 24V_188
Black Foster Surface_105
Black Foster Suspension_145

		+RE	P	CCT	Beam	Flux	LOR
BLACK FOSTER 48V Tilt 5	A481-40- ⓪ -0- | NT | WT | NTMG |	-S	10,5W	2700K	38º	950 lm	92%
	A481-40- ⓪ -1- | NT | WT | NTMG |	-S	10,5W	3000K	38º	1050 lm	92%
	A481-40- ⓪ -3- | NT | WT | NTMG |	-S	10,5W	3500K	38º	1150 lm	92%
	A481-40- ⓪ -2- | NT | WT | NTMG |	-S	10,5W	4000K	38º	1250 lm	92%
	A481-41- ⓪ -0- | NT | WT | NTMG |	-S	10,5W	2700K	19º	950 lm	90%
	A481-41- ⓪ -1- | NT | WT | NTMG |	-S	10,5W	3000K	19º	1050 lm	90%
	A481-41- ⓪ -3- | NT | WT | NTMG |	-S	10,5W	3500K	19º	1150 lm	90%
	A481-41- ⓪ -2- | NT | WT | NTMG |	-S	10,5W	4000K	19º	1250 lm	90%

48 V | III IP20 | CRI>90 | L90B10 > 102.000 h

MacAdam Step 3 | OPTIONS* | TRACK 48V | 360º | 90º | UGR <19 | 19º / 38º

⓪	OPTIONS*
1	No DIM
2	DIM DALI

OTHER DIM OPTIONS PLEASE CONSULT

+RE	REF. ENDING	EXAMPLE
Ø	Track 48V	**A4814011WT**
-S	Track 48V Short	**A4814011WT-S**

FINISHING	Body	Lampshade
NT	NT ■	N ■
WT	WT □	N ■
NTMG	NT ■	MG ■

BLACK FOSTER 48V TILT 5

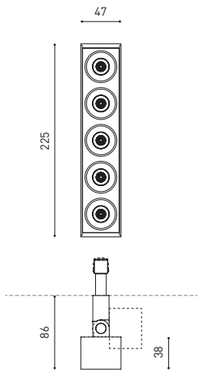

VISIBLE LIMIT

BLACK FOSTER 48V TILT 5 SHORT (-S)

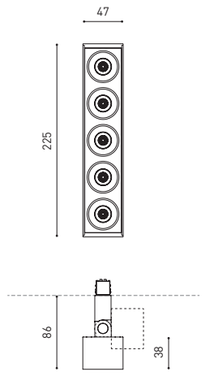

MATERIAL | AL | ABS+PC | RAL » 328

+RE >> THE PRODUCTS FOR THE *TRACK 48V SHORT*, ADD "**-S**" AT THE END OF THE SALES REFERENCE » 304
(AFTER THE LETTERS WHICH INDICATE THE COLOUR OF THE PRODUCT).

48V SYSTEM

BLACK FOSTER 48V

THE INVISIBLE BLACK

		P	CCT	Flux	LOR
BLACK FOSTER Micro 48V 5	A416-20- ⓪ -0- | N |	7W	2700K	775 lm	87%
	A416-20- ⓪ -1- | N |	7W	3000K	800 lm	87%
	A416-20- ⓪ -3- | N |	7W	3500K	825 lm	87%
	A416-20- ⓪ -2- | N |	7W	4000K	850 lm	87%

48 V | III IP20 | CRI>90 | L90B10 >60.000 h

MacAdam Step 3 | OPTIONS* | TRACK 48V | 37º

		P	CCT	Flux	LOR
BLACK FOSTER Micro 48V 10	A416-50- ⓪ -0- | N |	14W	2700K	1550 lm	87%
	A416-50- ⓪ -1- | N |	14W	3000K	1600 lm	87%
	A416-50- ⓪ -3- | N |	14W	3500K	1650 lm	87%
	A416-50- ⓪ -2- | N |	14W	4000K	1700 lm	87%

48 V | III IP20 | CRI>90 | L90B10 >60.000 h

MacAdam Step 3 | OPTIONS* | TRACK 48V | 37º

⓪	OPTIONS*
1	No DIM
2	DIM DALI

OTHER DIM OPTIONS PLEASE CONSULT

BLACK FOSTER MICRO 48V 5

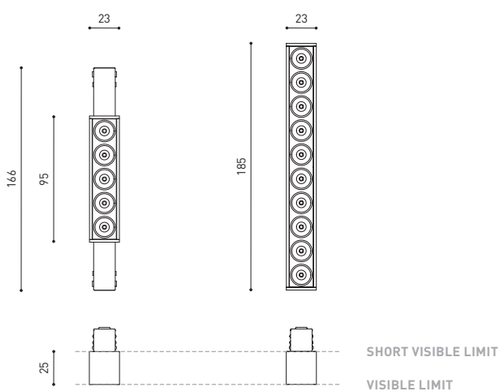

BLACK FOSTER MICRO 48V 10

FINISHING | N ■ | MATERIAL | AL | ABS+PC | RAL ⓘ » 328

» 304

48V SYSTEM

LINE 48V

Extended Family
Line Micro 24V_191
Line Suspension_160



		P	CCT	Flux	LOR
LINE 500 48V	A376-10- ⓪ -0- | N | WT |	10,5W	2700K	1500 lm	65%
	A376-10- ⓪ -1- | N | WT |	10,5W	3000K	1600 lm	65%
	A376-10- ⓪ -2- | N | WT |	10,5W	4000K	1650 lm	65%
LINE 1000 48V	A376-20- ⓪ -0- | N | WT |	21W	2700K	3000 lm	65%
	A376-20- ⓪ -1- | N | WT |	21W	3000K	3200 lm	65%
	A376-20- ⓪ -2- | N | WT |	21W	4000K	3300 lm	65%
LINE 2000 48V	A376-30- ⓪ -0- | N | WT |	42W	2700K	6000 lm	65%
	A376-30- ⓪ -1- | N | WT |	42W	3000K	6400 lm	65%
	A376-30- ⓪ -2- | N | WT |	42W	4000K	6600 lm	65%

48 V | III IP20 | CRI>90 | L80B10 > 60.000 h

MacAdam Step 2 | OPTIONS* | TRACK 48V | 98º

⓪	*OPTIONS
1	No DIM
2	DIM DALI

OTHER DIM OPTIONS PLEASE CONSULT

LINE 500 48V

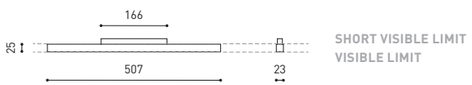

LINE 1000 48V

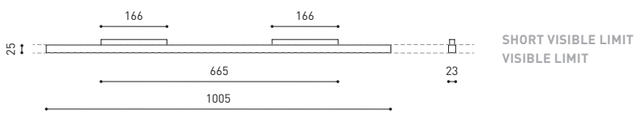

LINE 2000 48V

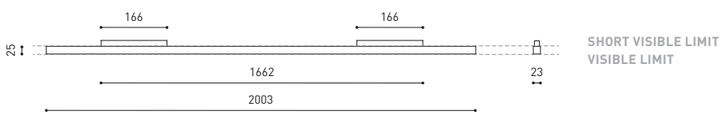

FINISHING | N ■ | WT □ | MATERIAL | AL | PC | RAL ⓘ » 328

COLOURS MAY AFFECT THE LIGHTING PARAMETERS

» 304

TOP 48V

TOP Mini 48V	+RE	P	CCT	Beam	Flux	LOR
A340-0- ① -10- | WT | NT | WTW | NTW	-S	6,5W	2700K	20º	610 lm	92%
A340-0- ① -11- | WT | NT | WTW | NTW	-S	6,5W	3000K	20º	640 lm	92%
A340-0- ① -20- | WT | NT | WTW | NTW	-S	6,5W	2700K	30º	610 lm	89%
A340-0- ① -21- | WT | NT | WTW | NTW	-S	6,5W	3000K	30º	640 lm	89%
A340-0- ① -30- | WT | NT | WTW | NTW	-S	6,5W	2700K	56º	610 lm	86%
A340-0- ① -31- | WT | NT | WTW | NTW	-S	6,5W	3000K	56º	640 lm	86%

48 V | III | IP20 | CRI>90 | L90B10 >55.000 h

MacAdam Step 2 | OPTIONS* | TRACK 48V | UGR <19 | 20º / 30º / 56º

①	*OPTIONS
1	No DIM
2	DIM DALI

OTHER DIM OPTIONS PLEASE CONSULT

+RE	REF. ENDING	EXAMPLE
Ø	Track 48V	A3400110WT
-S	Track 48V Short	A3400110WT-S

TOP MINI 48V

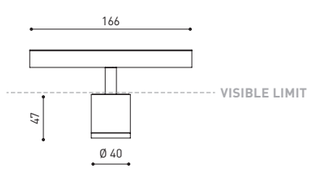

FINISHING	Lamp	Adaptor
WT	WT ☐	N ■
NT	NT ■	N ■
WTW	WT ☐	W ☐
NTW	NT ■	W ☐

TOP MINI 48V SHORT (-S)

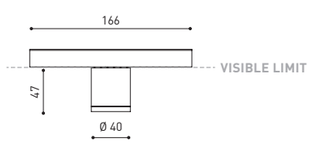

OPTIONAL ACCESSORIES

NOT SOLD SEPARATELY | AFFECT THE LIGHTING PARAMETERS

TOP Beam Mixer Diffuser 0805-01-00

TOP Anti-glare Honeycomb Louver 0807-00-00 | WT | NT |

TOP High Chromatic LED » 295

MATERIAL | AL | PC | RAL » 328

+RE >> THE PRODUCTS FOR THE *TRACK 48V SHORT*, ADD "**-S**" AT THE END OF THE SALES REFERENCE (AFTER THE LETTERS WHICH INDICATE THE COLOUR OF THE PRODUCT). » 304

Extended Family
Magnetic 24V Top Micro_92
Top_114
Top Fancy Shape_246
Top Micro 24V_189

TOP 48V	+RE	P	CCT	Beam	Flux	LOR
A339-0- ① -10- | WT | NT | WTW | NTW	-S	6,5W	2700K	20º	610 lm	92%
A339-0- ① -11- | WT | NT | WTW | NTW	-S	6,5W	3000K	20º	640 lm	92%
A339-0- ① -20- | WT | NT | WTW | NTW	-S	6,5W	2700K	30º	610 lm	89%
A339-0- ① -21- | WT | NT | WTW | NTW	-S	6,5W	3000K	30º	640 lm	89%
A339-0- ① -30- | WT | NT | WTW | NTW	-S	6,5W	2700K	56º	610 lm	86%
A339-0- ① -31- | WT | NT | WTW | NTW	-S	6,5W	3000K	56º	640 lm	86%

48 V | III | IP20 | CRI>90 | L90B10 >55.000 h

MacAdam Step 2 | OPTIONS* | TRACK 48V | UGR <19 | 20º / 30º / 56º

①	*OPTIONS
1	No DIM
2	DIM DALI

OTHER DIM OPTIONS PLEASE CONSULT

+RE	REF. ENDING	EXAMPLE
Ø	Track 48V	A3390110WT
-S	Track 48V Short	A3390110WT-S

TOP 48V

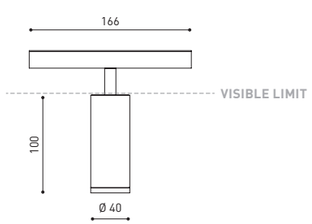

FINISHING	Lamp	Adaptor
WT	WT ☐	N ■
NT	NT ■	N ■
WTW	WT ☐	W ☐
NTW	NT ■	W ☐

TOP 48V SHORT (-S)

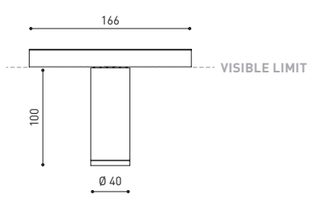

OPTIONAL ACCESSORIES

NOT SOLD SEPARATELY | AFFECT THE LIGHTING PARAMETERS

TOP Beam Mixer Diffuser 0805-01-00

TOP Anti-glare Honeycomb Louver 0807-00-00 | WT | NT |

TOP High Chromatic LED » 295

MATERIAL | AL | PC | RAL » 328

+RE >> THE PRODUCTS FOR THE *TRACK 48V SHORT*, ADD "**-S**" AT THE END OF THE SALES REFERENCE (AFTER THE LETTERS WHICH INDICATE THE COLOUR OF THE PRODUCT). » 304

48V SYSTEM

PUCK S 48V

Extended Family
Puck_116
Puck Recessed_61

PUCK S 48V	+RE	P	CCT	Flux	LOR
A526-00- ⓪ -0- | WT | NT | WTW | NTW	-S	6W	2700K	810 lm	78%
A526-00- ⓪ -1- | WT | NT | WTW | NTW	-S	6W	3000K	865 lm	78%
A526-00- ⓪ -2- | WT | NT | WTW | NTW	-S	6W	4000K	920 lm	78%

48 V | III IP20 | CRI>90 | L80B10 >60.000 h

MacAdam Step 2 | OPTIONS* | TRACK 48V | UGR <19 | 42º

⓪	*OPTIONS
1	No DIM
2	DIM DALI

OTHER DIM OPTIONS PLEASE CONSULT

+RE	REF. ENDING	EXAMPLE
Ø	Track 48V	A5260010WT
-S	Track 48V Short	A5260010WT-S

FINISHING	Lamp	Adaptor
WT	WT □	N ■
NT	NT ■	N ■
WTW	WT □	W □
NTW	NT ■	W □

PUCK S 48V

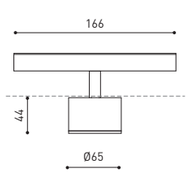

VISIBLE LIMIT

PUCK S 48V SHORT (-S)

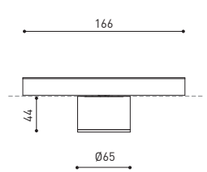

MATERIAL | AL | OPTICAL GLASS | RAL » 328

+RE >> THE PRODUCTS FOR THE *TRACK 48V SHORT*, ADD "**-S**" AT THE END OF THE SALES REFERENCE (AFTER THE LETTERS WHICH INDICATE THE COLOUR OF THE PRODUCT). » 304

48V SYSTEM

WIZ 48V

WIZ 48V	+RE	P	CCT	Flux	LOR
A465-0- ⓪ -10- | WT | NT | WTW | NTW	-S	12,4W	2700K	1470 lm	86%
A465-0- ⓪ -11- | WT | NT | WTW | NTW	-S	12,4W	3000K	1530 lm	86%
A465-0- ⓪ -12- | WT | NT | WTW | NTW	-S	12,4W	4000K	1550 lm	86%

48 V | III IP20 | CRI>90 | L90B10 > 55.000 h

MacAdam Step 2 | OPTIONS* | TRACK 48V | UGR <19 | 38º

⓪	*OPTIONS
1	No DIM
2	DIM DALI

OTHER DIM OPTIONS PLEASE CONSULT

+RE	REF. ENDING	EXAMPLE
Ø	Track 48V	A4650110WT
-S	Track 48V Short	A4650110WT-S

OPTIONAL

WIZ **High Chromatic LED** » 295

NOT SOLD SEPARATELY
AFFECTS THE LIGHTING PARAMETERS

FINISHING	Body	Lampshade	Adaptor
WT	WT □	N ■	N ■
NT	NT ■	N ■	N ■
WTW	WT □	N ■	W □
NTW	NT ■	N ■	W □

WIZ 48V

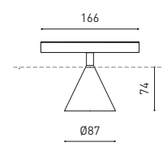

VISIBLE LIMIT

WIZ 48V SHORT (-S)

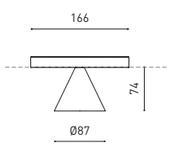

MATERIAL | AL | ABS+PC | RAL » 328

+RE >> THE PRODUCTS FOR THE *TRACK 48V SHORT*, ADD "**-S**" AT THE END OF THE SALES REFERENCE (AFTER THE LETTERS WHICH INDICATE THE COLOUR OF THE PRODUCT). » 304

48V SYSTEM

SPIN 48V

Extended Family
Spin_154
Spin Fancy Shape_250

SPIN 48V	P	CCT	Beam	Flux	LOR
A350- ⓪ - ⓪⓪ -00- | WT | NT | MC | MG | WTW | NTW | MCW | MGW |	6,5W	2700K	24º	600 lm	86%
A350- ⓪ - ⓪⓪ -01- | WT | NT | MC | MG | WTW | NTW | MCW | MGW |	6,5W	3000K	24º	630 lm	86%
A350- ⓪ - ⓪⓪ -10- | WT | NT | MC | MG | WTW | NTW | MCW | MGW |	6,5W	2700K	40º	600 lm	84%
A350- ⓪ - ⓪⓪ -11- | WT | NT | MC | MG | WTW | NTW | MCW | MGW |	6,5W	3000K	40º	630 lm	84%

48 V | III | IP20 | CRI>90 | L90B10 > 60.000 h

MacAdam Step 2 | OPTIONS* | TRACK 48V | 24º / 40º

⓪	SUSPENSION DISTANCE
0	2 m
1	3 m
2	5 m

ADJUSTMENT RANGE 2m

⓪⓪	OPTIONS*
1	No DIM
2	DIM DALI

OTHER DIM OPTIONS PLEASE CONSULT

OPTIONAL ACCESSORY

CORD Accessory

0223-00-00- | W | N |

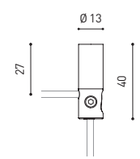

SPIN 48V

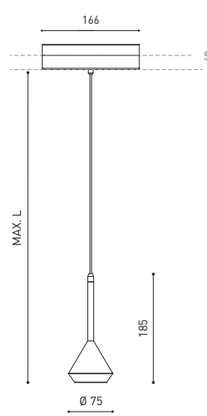

SPIN 48V + CORD ACCESSORY

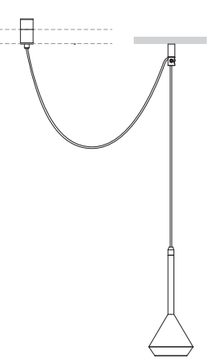

FINISHING	Lamp	Adaptor	Cord
WT	WT □	N ■	W □
NT	NT ■	N ■	N ■
MC	MC ■	N ■	N ■
MG	MG ■	N ■	N ■
WTW	WT □	W □	W □
NTW	NT ■	W □	N ■
MCW	MC ■	W □	W □
MGW	MG ■	W □	W □

MATERIAL | AL | PMMA |

RAL » 328

» 304

48V SYSTEM

DUNE 35 48V

Extended Family
Dune_148

DUNE 35 48V	P	CCT	Flux	LOR
A532-1- ⓪ - ⓪⓪ -0- | WT | NT | PG | OG | BE |	4W	2700K	570 lm	83%
A532-1- ⓪ - ⓪⓪ -1- | WT | NT | PG | OG | BE |	4W	3000K	600 lm	83%

48 V | III | IP20 | CRI>90 | L90B10 > 55.000 h

MacAdam Step 2 | OPTIONS* | TRACK 48V | 132º

⓪	CORD LENGTH-L
0	2 m
1	3 m
2	5 m

ADJUSTMENT RANGE 2m

⓪⓪	OPTIONS*
1	No DIM
2	DIM DALI

OTHER DIM OPTIONS PLEASE CONSULT

OPTIONAL ACCESSORIES

CORD Accessory

0223-00-00- | N |

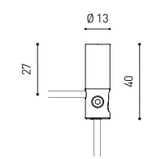

DUNE 35 48V

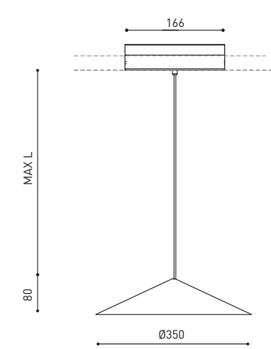

DUNE 35 48V + CORD ACCESSORY

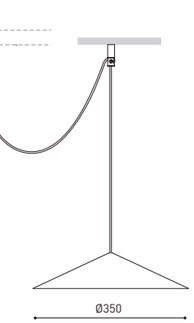

FINISHING	Lamp	Adaptor	Cord
WT	WT □	N ■	N ■
NT	NT ■	N ■	N ■
PG	PG ■	N ■	N ■
OG	OG ■	N ■	N ■
BE	BE ■	N ■	N ■

COLOUR | WT □ | NT ■ | PG ■ | OG ■ | BE ■ | N ■ |

MATERIAL | AL | PC |

RAL » 328

COLOURS MAY AFFECT THE LIGHTING PARAMETERS
OTHER CCT & DIM OPTIONS PLEASE CONSULT

» 304

STICK 48V

Extended Family
Stick_152
Stick 22 24V_193
Stick Fancy Shape_247

STICK 48V	P	CCT	Beam	Flux	LOR
A40- ○ - ⓪ - ⓪⓪ -10- | WT | NT | MG | WTW | NTW | MGW |	5,6W	2700K	18º	530 lm	84%
A40- ○ - ⓪ - ⓪⓪ -11- | WT | NT | MG | WTW | NTW | MGW |	5,6W	3000K	18º	570 lm	84%
A40- ○ - ⓪ - ⓪⓪ -20- | WT | NT | MG | WTW | NTW | MGW |	5,6W	2700K	31º	530 lm	82%
A40- ○ - ⓪ - ⓪⓪ -21- | WT | NT | MG | WTW | NTW | MGW |	5,6W	3000K	31º	570 lm	82%
A40- ○ - ⓪ - ⓪⓪ -30- | WT | NT | MG | WTW | NTW | MGW |	5,6W	2700K	42º	530 lm	84%
A40- ○ - ⓪ - ⓪⓪ -31- | WT | NT | MG | WTW | NTW | MGW |	5,6W	3000K	42º	570 lm	84%

48 V | III | IP20 | CRI>90 | L90B10 > 108.000 h

MacAdam Step 2 | OPTIONS* | TRACK 48V | 18º / 31º / 42º

○	STICK LENGTH	
7	STICK 22	220 mm
8	STICK 44	440 mm
9	STICK 66	660 mm

⓪	CORD LENGTH-L
0	2 m
2	5 m

⓪⓪	OPTIONS*
1	No DIM
2	DIM DALI

OTHER DIM OPTIONS PLEASE CONSULT

OPTIONAL ACCESSORY

CORD Accessory

0223-00-00- | N |

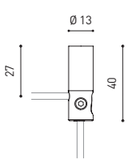

FINISHING	Lamp	Adaptor
WT	WT □	N ■
NT	NT ■	N ■
MG	MG ■	N ■
WTW	WT □	W □
NTW	NT ■	W □
MGW	MG ■	W □

STICK 22 48V | STICK 44 48V | STICK 66 48V | STICK 48V + CORD ACCESSORY

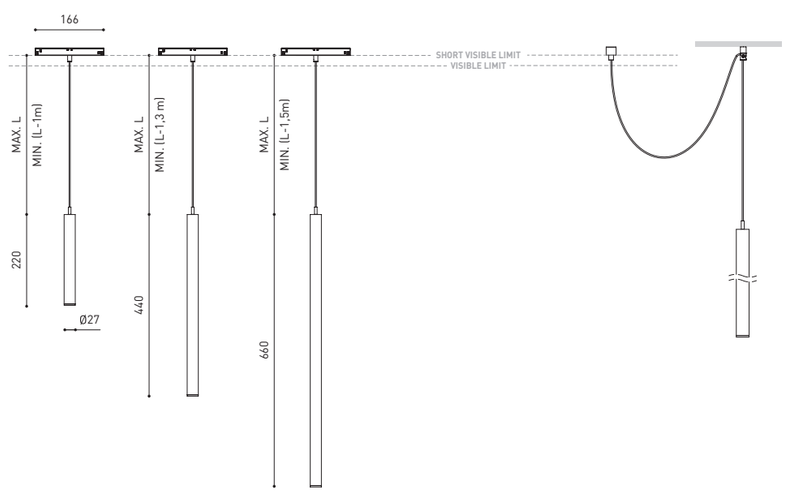

MATERIAL | AL | ABS+PC | RAL » 328

» 304

HOLLY 48V

Extended Family
Holly_153
Holly Fancy Shape_251

HOLLY 48V	P	CCT	Beam	Flux	LOR
A349- ⓪ - ⓪⓪ -00- | WT | NT | MC | MG | WTW | NTW | MCW | MGW |	2,1W	2700K	19º	190 lm	90%
A349- ⓪ - ⓪⓪ -01- | WT | NT | MC | MG | WTW | NTW | MCW | MGW |	2,1W	3000K	19º	210 lm	90%
A349- ⓪ - ⓪⓪ -10- | WT | NT | MC | MG | WTW | NTW | MCW | MGW |	2,1W	2700K	38º	190 lm	92%
A349- ⓪ - ⓪⓪ -11- | WT | NT | MC | MG | WTW | NTW | MCW | MGW |	2,1W	3000K	38º	210 lm	92%

48 V | III | IP20 | CRI>90 | L90B10 > 102.000 h

MacAdam Step 3 | OPTIONS* | TRACK 48V | 19º / 38º

⓪	SUSPENSION DISTANCE
0	2 m
1	3 m
2	5 m

ADJUSTMENT RANGE 2m

⓪⓪	OPTIONS*
1	No DIM
2	DIM DALI

OTHER DIM OPTIONS PLEASE CONSULT

OPTIONAL ACCESSORY

CORD Accessory

0223-00-00- | W | N |

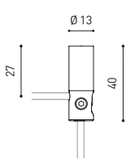

FINISHING	Lamp	Adaptor	Cord
WT	WT □	N ■	W □
NT	NT ■	N ■	N ■
MC	MC ■	N ■	N ■
MG	MG ■	N ■	N ■
WTW	WT □	W □	W □
NTW	NT ■	W □	N ■
MCW	MC ■	W □	W □
MGW	MG ■	W □	W □

HOLLY 48V TRACK | HOLLY 48V TRACK + CORD ACCESSORY

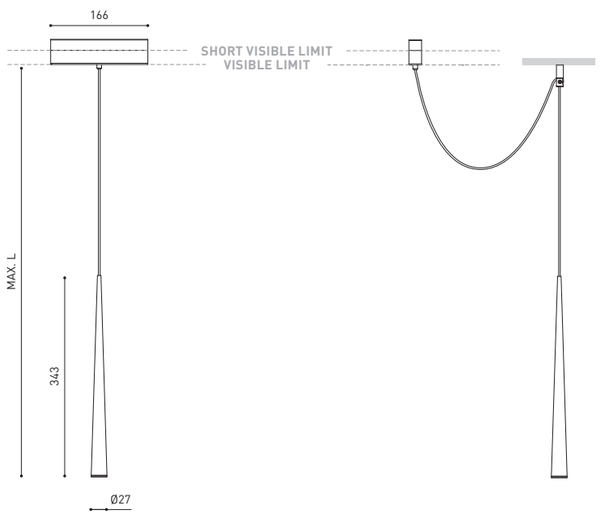

MATERIAL | AL | PC | RAL » 328

» 304

TRACK SYSTEM

TRACK 1L

TRACK SYSTEM

TRACK 3L

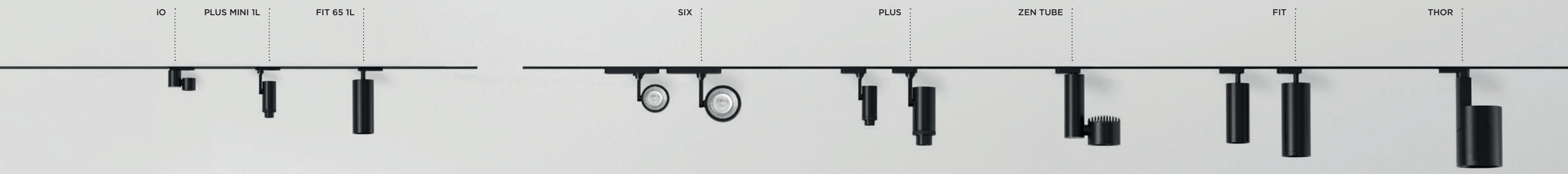

iO	PLUS MINI 1L	FIT 65 1L
4,5 W	4,5 W	10,3 W
2700 / 3000 / 4000 K	2700 / 3000 / 4000 K	3000 / 4000 K
485 - 520 lm	480 – 515 lm	1300 / 1320 lm
20 / 30 / 56° BEAM	10 – 41° BEAM	18 / 26 / 36° BEAM
86 – 92 % LOR	20 – 40 % LOR	84 – 90 % LOR

SIX — M / L	PLUS — PLUS MINI / PLUS	ZEN TUBE	FIT — 65 / 80	THOR
11,5 – 24,5 W	4,5 / 10,4 W	12 / 17 / 23 W	10,3 / 19 W	27 / 36 W
2700 / 3000 / 4000 K	2700 / 3000 / 4000 K	3000 / 4000 K	3000 / 4000 K	3000 / 4000K
1600 - 3000 lm	480 – 1330lm	1640 – 3240 lm	1300 – 2540 lm	3750 – 4820 lm
17 - 38° BEAM	10 – 14° / 12 -51° BEAM	16 / 24 / 42° BEAM	18 - 37° BEAM	17 / 28 / 40° BEAM
90 - 93 % LOR	20 – 40 % LOR	90 % LOR	84 – 93 % LOR	90 % LOR

TRACK 1L

SURFACE & SUSPENDED

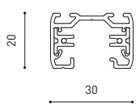

TRACK 1L 1m	A264-01-00- | B | N |
TRACK 1L 2m	A264-02-00- | B | N |
TRACK 1L 3m	A264-03-00- | B | N |

POLARITY GROOVE

TRACK 1L Live-End Connector

A264-00-01- | B | N |

A264-00-02- | B | N |

TRACK 1L Contact Joint

A264-00-04- | B | N |

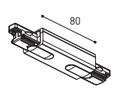

TRACK 1L Central Connector

A264-00-03- | B | N |

TRACK 1L End

A264-00-13- | B | N |

TRACK 1L 90º Angle

A264-00-06- | B | N |

A264-00-07- | B | N |

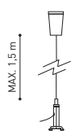

TRACK 1L Suspension Kit

A264-00-14- | WT | NT |

At least 2 units needed

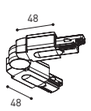

TRACK 1L Corner Connector

A264-00-15- | B | N |

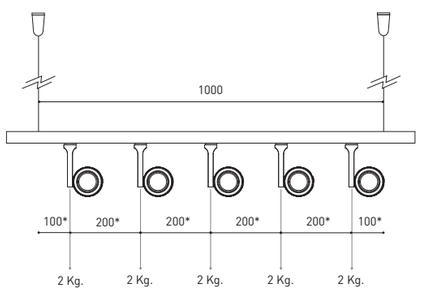

*minimum distance (mm.)

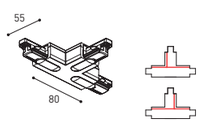

TRACK 1L T-Joint

A264-00-16- | B | N |

A264-00-17- | B | N |

COLOUR | B ☐ | N ■ | WT ☐ | NT ■ |

RAL ⓘ » 328

FLUSH MOUNTING

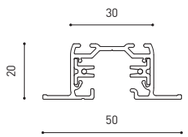

TRACK 1L FLUSH 1m	A264-11-00- | B | N |
TRACK 1L FLUSH 2m	A264-12-00- | B | N |
TRACK 1L FLUSH 3m	A264-13-00- | B | N |

POLARITY GROOVE

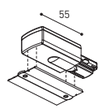

TRACK 1L FLUSH Live-End Connector

A264-00-01- | B | N |

A264-00-02- | B | N |

TRACK 1L FLUSH Cover Plate

A264-10-19- | B | N |

Mandatory for installation

TRACK 1L Contact Joint

A264-00-04- | B | N |

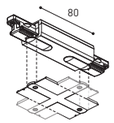

TRACK 1L FLUSH Central Connector

A264-00-03- | B | N |

TRACK 1L FLUSH Corner Cover Plate

A264-10-20- | B | N |

Mandatory for installation

TRACK 1L End

A264-00-13- | B | N |

TRACK 1L FLUSH Suspension Kit

A264-10-15

For wire 1,5 mm (Not Included)

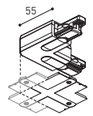

TRACK 1L FLUSH 90º Angle

A264-00-06- | B | N |

A264-00-07- | B | N |

TRACK 1L FLUSH Corner Cover Plate

A264-10-20- | B | N |

Mandatory for installation

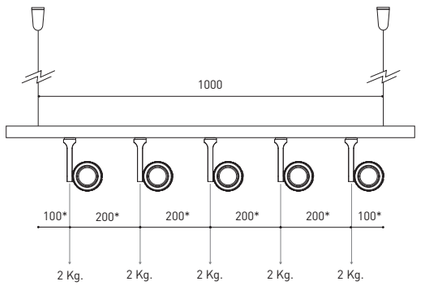

*minimum distance (mm.)

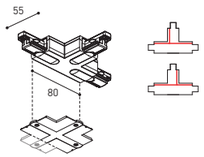

TRACK 1L FLUSH T-Joint

A264-00-16- | B | N |

A264-00-17- | B | N |

TRACK 1L FLUSH Corner Cover Plate

A264-10-20- | B | N |

Mandatory for installation

COLOUR | B ☐ | N ■ |

RAL ⓘ » 328

RECOMMENDED FOR INSTALLATIONS WHERE THE PROFILE CAN BE INSTALLED BEFORE THE FALSE PLASTERBOARD CEILING (THICKNESS 12,5mm.)

TRACK 1L

iO

Extended Family
Magnetic 24V iO Micro_90
iO 48V_210
iO Micro 24V_191
iO Surface_126

		P	CCT	Beam	I	Flux	LOR
iO	A262-00-10- | WT | NT |	4,5W	2700K	20°	500mA	485 lm	92%
	A262-00-11- | WT | NT |	4,5W	3000K	20°	500mA	505 lm	92%
	A262-00-12- | WT | NT |	4,5W	4000K	20°	500mA	520 lm	92%
	A262-00-20- | WT | NT |	4,5W	2700K	30°	500mA	485 lm	89%
	A262-00-21- | WT | NT |	4,5W	3000K	30°	500mA	505 lm	89%
	A262-00-22- | WT | NT |	4,5W	4000K	30°	500mA	520 lm	89%
	A262-00-30- | WT | NT |	4,5W	2700K	56°	500mA	485 lm	86%
	A262-00-31- | WT | NT |	4,5W	3000K	56°	500mA	505 lm	86%
	A262-00-32- | WT | NT |	4,5W	4000K	56°	500mA	520 lm	86%

220 240 V~ | IP20 | CRI>90 | L90B10 >55.000 h

MacAdam Step 2 | INCL | TRACK 1L | 355° | 325° | 20° / 30° / 56°

OPTIONAL ACCESSORIES

NOT SOLD SEPARATELY
AFFECTS THE LIGHTING PARAMETERS

iO Beam Mixer Diffuser 0805-01-00

iO Anti-glare Honeycomb Louver 0806-00-00 | WT | NT |

iO High Chromatic LED » 295

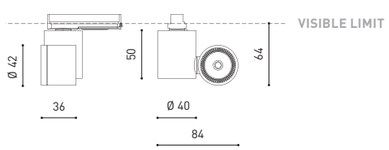

COLOUR | WT □ | NT ■ | MATERIAL | AL | PC | TRACK 1L » 228

TRACK 1L

PLUS MINI 1L

Extended Family
Magnetic 24V Plus Micro_92
Plus_239
Plus 48V_209
Plus Micro 24V_190
Plus Recessed_97

		P	CCT	Beam	I	Flux	LOR
PLUS Mini 1L	A327-00-20- | WT | NT |	4,5W	2700K	10°-41°	500mA	480 lm	20-40%
	A327-00-21- | WT | NT |	4,5W	3000K	10°-41°	500mA	500 lm	20-40%
	A327-00-22- | WT | NT |	4,5W	4000K	10°-41°	500mA	515 lm	20-40%

220 240 V~ | IP20 | CRI>90 | L90B10 >55.000 h

MacAdam Step 2 | INCL | TRACK 1L | 350° | 180° | 10°-41°

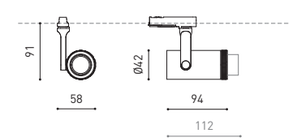

OPTIONAL

PLUS MINI High Chromatic LED » 295

NOT SOLD SEPARATELY
AFFECTS THE LIGHTING PARAMETERS

FIT 65 1L

Extended Family
Magnetic 24V Fit_90
Fit_238
Fit 24V_192
Fit 48V_205
Fit Recessed_96
Fit Surface_124

		P	CCT	Beam	I	Flux	LOR
FIT 65 1L	A366-01-11- | WT | NT |	10,3W	3000K	18°	300mA	1300 lm	90%
	A366-01-12- | WT | NT |	10,3W	4000K	18°	300mA	1320 lm	90%
	A366-01-21- | WT | NT |	10,3W	3000K	26°	300mA	1300 lm	88%
	A366-01-22- | WT | NT |	10,3W	4000K	26°	300mA	1320 lm	88%
	A366-01-31- | WT | NT |	10,3W	3000K	36°	300mA	1300 lm	84%
	A366-01-32- | WT | NT |	10,3W	4000K	36°	300mA	1320 lm	84%

220 240 V~ | IP20 | CRI>90 | L90B10 >55.000 h

MacAdam Step 2 | INCL | TRACK 1L | 355° | 90° | 18°/26°/36°

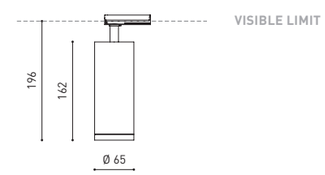

OPTIONAL ACCESSORY

FIT 65 Anti-glare Honeycomb Louver A356-00-00

NOT SOLD SEPARATELY
AFFECTS THE LIGHTING PARAMETERS

COLOUR | WT □ | NT ■ | MATERIAL | AL | OPTICAL PMMA | TRACK 1L » 228

COLOUR | WT □ | NT ■ | MATERIAL | AL | PC |

TRACK 3L

TRACK 3L SURFACE & SUSPENDED

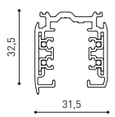

TRACK 3L 1m	A282-01-00-	B | N |
TRACK 3L 2m	A282-02-00-	B | N |
TRACK 3L 3m	A282-03-00-	B | N |

TRACK 3L FLUSH MOUNTING*



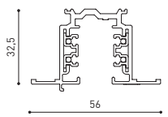

TRACK 3L FLUSH 1m	A282-11-00-	B | N |
TRACK 3L FLUSH 2m	A282-12-00-	B | N |
TRACK 3L FLUSH 3m	A282-13-00-	B | N |

WEIGHT BEAR CAPACITY

Distancia de fijación y capacidad de carga.
Distancia fijación recomendada l~ 1000 mm.

Fastening distance and loading capacity.
Recommended fastening distance l~ 1000 mm.

Distance de fixation et capacité de charge.
Distance de fixation recommendée l~ 1000 mm.

Distanza di installazione e capacità di carico.
Distanza consigliata di fissazione l~ 1000 mm.

Befestigungsabstand und Belastbarkeit.
Empfohlener Abstand l~ 1000 mm.

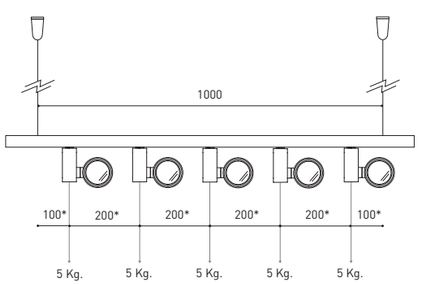

*minimum distance (mm.)

OPTIONAL ACCESSORIES

FIT MODEL: ACCESSORIES ONLY IN BLACK FINISH
SIX MODEL: ACCESSORIES NOT AVAILABLE

TRACKLIGHT Surface Adapter

0000-55-43-	W |
0000-55-39-	N |

NO DIM

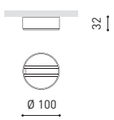

TRACKLIGHT Recessed Adapter

0000-55-44-	W |
0000-55-40-	N |

NO DIM Ø105

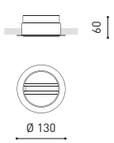

SURFACE & SUSPENDED

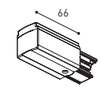

POLARITY GROOVE

TRACK 3L Live-End Connector		
A282-00-01-	B |	N |
A282-00-02-	B |	N |

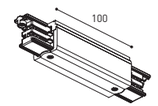

TRACK 3L Central Connector		
A282-00-03-	B |	N |

TRACK 3L Fixation Kit		
A219-21-06-	B |	N |

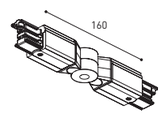

TRACK 3L Universal Angle		
A282-00-15-	B |	N |

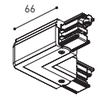

TRACK 3L 90º Angle		
A282-00-06-	B |	N |
A282-00-07-	B |	N |

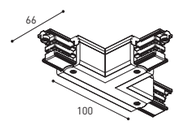

TRACK 3L T Joint		
A282-00-16-	B |	N |
A282-00-17-	B |	N |

TRACK 3L Mechanical Joint		
A219-21-11-	B |	N |

TRACK 3L Suspension Kit		
A219-21-10-	B |	N |

At least 2 units needed

FLUSH MOUNTING*

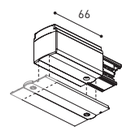

POLARITY GROOVE

TRACK 3L Live-End Connector		
A282-00-01-	B |	N |
A282-00-02-	B |	N |
TRACK 3L FLUSH Cover Plate		
A282-10-19-	B |	N |

Mandatory for installation

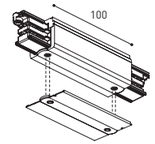

TRACK 3L Central Connector		
A282-00-03-	B |	N |
TRACK 3L FLUSH Cover Plate		
A282-10-19-	B |	N |

Mandatory for installation

TRACK 3L FLUSH Ceiling Kit		
A219-22-06-	B |	

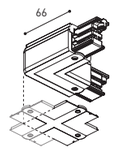

TRACK 3L 90º Angle		
A282-00-06-	B |	N |
A282-00-07-	B |	N |
TRACK 3L FLUSH Corner Cover Plate		
A282-10-20-	B |	N |

Mandatory for installation

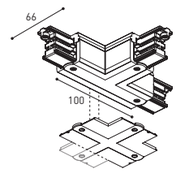

TRACK 3L T Joint		
A282-00-16-	B |	N |
A282-00-17-	B |	N |
TRACK 3L FLUSH Corner Cover Plate		
A282-10-20-	B |	N |

Mandatory for installation

SURFACE & SUSP. / FLUSH MOUNTING

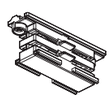

TRACK Contact Joint		
A282-00-04-	B |	N |

TRACK End		
A219-20-02-	B |	N |

TRACK Clamp Kit for M6 ROD		
A219-21-21-	B |	

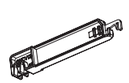

TRACK Bending Tool		
A282-00-00		

For tracks its lenght has been modified

COLOUR | B □ | N ■ | W □ |

RAL » 328

* RECOMMENDED FOR INSTALLATIONS WHERE THE PROFILE CAN BE INSTALLED BEFORE THE FALSE PLASTERBOARD CEILING (THICKNESS 12,5mm.)

TRACK 3L - DIM

TRACK 3L SURFACE & SUSPENDED



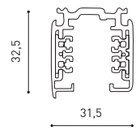

TRACK 3L 1m	A219-21-01- | B | N |
TRACK 3L 2m	A219-21-02- | B | N |
TRACK 3L 3m	A219-21-03- | B | N |

DALI

TRACK 3L FLUSH MOUNTING*



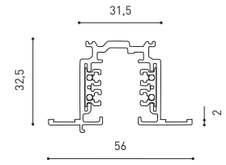

TRACK 3L FLUSH 1m	A219-22-01- | B | N |
TRACK 3L FLUSH 2m	A219-22-02- | B | N |
TRACK 3L FLUSH 3m	A219-22-03- | B | N |

DALI

WEIGHT BEAR CAPACITY

Distancia de fijación y capacidad de carga.
Distancia fijación recomendada l~ 1000 mm.

Fastening distance and loading capacity.
Recommended fastening distance l~ 1000 mm.

Distance de fixation et capacité de charge.
Distance de fixation recommendée l~ 1000 mm.

Distanza di installazione e capacità di carico.
Distanza consigliata di fissazione l~ 1000 mm.

Befestigungsabstand und Belastbarkeit.
Empfohlener Abstand l~ 1000 mm.

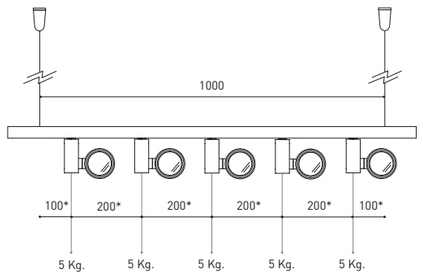

*minimum distance (mm.)

SURFACE & SUSPENDED

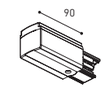

POLARITY GROOVE

TRACK 3L Live-End Connector
A219-21-04- | B | N |
A219-21-12 - | B | N |

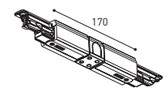

TRACK 3L Central Connector
A219-21-05- | B | N |

TRACK 3L Fixation Kit
A219-21-06- | B | N |

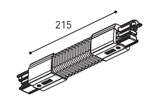

TRACK 3L Universal Angle
A219-21-07- | B | N |

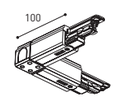

TRACK 3L 90º Angle
A219-21-08- | B | N |
A219-21-13- | B | N |

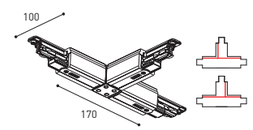

TRACK 3L T Joint
A219-21-09- | B | N |
A219-21-14- | B | N |

TRACK 3L Mechanical Joint
A219-21-11- | B | N |

TRACK 3L Suspension Kit
A219-21-10- | B | N |
At least 2 units needed

FLUSH MOUNTING*

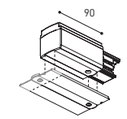

POLARITY GROOVE

TRACK 3L FLUSH Live-End Connector
A219-21-04- | B | N |
A219-21-12 - | B | N |

TRACK 3L FLUSH Cover Plate
A219-22-10- | B | N |
Mandatory for installation

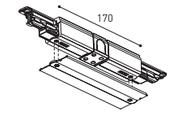

TRACK 3L FLUSH Central Connector
A219-21-05- | B | N |

TRACK 3L FLUSH COVER Plate
A219-22-10- | B | N |
Mandatory for installation

TRACK 3L FLUSH Ceiling Kit
A219-22-06- | B |

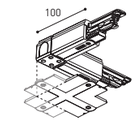

TRACK 3L FLUSH 90º Angle
A219-21-08- | B | N |
A219-21-13- | B | N |

TRACK 3L FLUSH Corner Cover Plate
A219-22-11- | B | N |
Mandatory for installation

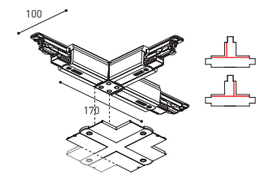

TRACK 3L T Joint
A219-21-09- | B | N |
A219-21-14- | B | N |

TRACK 3L FLUSH Corner Cover Plate
A219-22-11- | B | N |
Mandatory for installation

SURFACE & SUSP. / FLUSH MOUNTING

TRACK Contact Joint
A219-20-01- | B | N |

TRACK End
A219-20-02- | B | N |

TRACK Clamp Kit for M6 ROD
A219-21-21- | B |

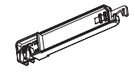

TRACK Bending Tool
A282-00-00
For tracks its lenght has been modified

COLOUR | B □ | N ■ |

RAL ⓘ » 328

* RECOMMENDED FOR INSTALLATIONS WHERE THE PROFILE CAN BE INSTALLED BEFORE THE FALSE PLASTERBOARD CEILING (THICKNESS 12,5mm.)

SIX

		P	CCT	Beam	I	Flux	LOR
SIX M 1	A331-11-10- | WT | NT |	11,5W	2700K	19°	350mA	1600 lm	93%
	A331-11-11- | WT | NT |	11,5W	3000K	19°	350mA	1650 lm	93%
	A331-11-12- | WT | NT |	11,5W	4000K	19°	350mA	1700 lm	93%
	A331-11-20- | WT | NT |	11,5W	2700K	28°	350mA	1600 lm	91%
	A331-11-21- | WT | NT |	11,5W	3000K	28°	350mA	1650 lm	91%
	A331-11-22- | WT | NT |	11,5W	4000K	28°	350mA	1700 lm	91%
	A331-11-30- | WT | NT |	11,5W	2700K	38°	350mA	1600 lm	93%
	A331-11-31- | WT | NT |	11,5W	3000K	38°	350mA	1650 lm	93%
	A331-11-32- | WT | NT |	11,5W	4000K	38°	350mA	1700 lm	93%
SIX M 2	A331-2- ⓪ -10- | WT | NT |	17W	2700K	19°	500mA	2050 lm	93%
	A331-2- ⓪ -11- | WT | NT |	17W	3000K	19°	500mA	2130 lm	93%
	A331-2- ⓪ -12- | WT | NT |	17W	4000K	19°	500mA	2160 lm	93%
	A331-2- ⓪ -20- | WT | NT |	17W	2700K	28°	500mA	2050 lm	91%
	A331-2- ⓪ -21- | WT | NT |	17W	3000K	28°	500mA	2130 lm	91%
	A331-2- ⓪ -22- | WT | NT |	17W	4000K	28°	500mA	2160 lm	91%
	A331-2- ⓪ -30- | WT | NT |	17W	2700K	38°	500mA	2050 lm	93%
	A331-2- ⓪ -31- | WT | NT |	17W	3000K	38°	500mA	2130 lm	93%
	A331-2- ⓪ -32- | WT | NT |	17W	4000K	38°	500mA	2160 lm	93%

220 240 V~ | IP20 | CRI>90 | L90B10 >55.000 h

MacAdam Step 2 | OPTIONS* | INCL | TRACK 3L | 350° | 310° | 19° / 28° / 38°

⓪	*OPTIONS
1	No DIM
2	DIM DALI

OPTIONAL

SIX M High Chromatic LED ⓘ » 295

NOT SOLD SEPARATELY
AFFECTS THE LIGHTING PARAMETERS

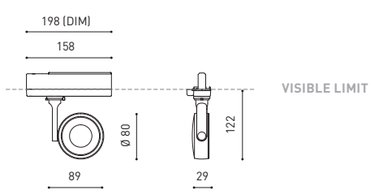

COLOUR | WT □ | NT ■ | MATERIAL | AL | PC | TRACK 3L ⓘ » 232

» 304

Extended Family
Magnetic 24V Six XS_92
Six 48V_202
Six Recessed_94
Six XS 24V_190

		P	CCT	Beam	I	Flux	LOR
SIX L 1	A286-11-10- | WT | NT |	11,5W	2700K	17°	350mA	1600 lm	93%
	A286-11-11- | WT | NT |	11,5W	3000K	17°	350mA	1650 lm	93%
	A286-11-12- | WT | NT |	11,5W	4000K	17°	350mA	1700 lm	93%
	A286-11-30- | WT | NT |	11,5W	2700K	26°	350mA	1600 lm	93%
	A286-11-31- | WT | NT |	11,5W	3000K	26°	350mA	1650 lm	93%
	A286-11-32- | WT | NT |	11,5W	4000K	26°	350mA	1700 lm	93%
	A286-11-20- | WT | NT |	11,5W	2700K	34°	350mA	1600 lm	90%
	A286-11-21- | WT | NT |	11,5W	3000K	34°	350mA	1650 lm	90%
	A286-11-22- | WT | NT |	11,5W	4000K	34°	350mA	1700 lm	90%
SIX L 2	A286-2- ⓪ -10- | WT | NT |	24,5W	2700K	17°	700mA	2850 lm	93%
	A286-2- ⓪ -11- | WT | NT |	24,5W	3000K	17°	700mA	2950 lm	93%
	A286-2- ⓪ -12- | WT | NT |	24,5W	4000K	17°	700mA	3000 lm	93%
	A286-2- ⓪ -30- | WT | NT |	24,5W	2700K	26°	700mA	2850 lm	93%
	A286-2- ⓪ -31- | WT | NT |	24,5W	3000K	26°	700mA	2950 lm	93%
	A286-2- ⓪ -32- | WT | NT |	24,5W	4000K	26°	700mA	3000 lm	93%
	A286-2- ⓪ -20- | WT | NT |	24,5W	2700K	34°	700mA	2850 lm	90%
	A286-2- ⓪ -21- | WT | NT |	24,5W	3000K	34°	700mA	2950 lm	90%
	A286-2- ⓪ -22- | WT | NT |	24,5W	4000K	34°	350mA	3000 lm	90%

220 240 V~ | IP20 | CRI>90 | L90B10 >55.000 h

MacAdam Step 2 | OPTIONS* | INCL | TRACK 3L | 350° | 310° | 17° / 26° / 34°

⓪	*OPTIONS
1	No DIM
4	DIM DALI

OPTIONAL

SIX L High Chromatic LED ⓘ » 295

NOT SOLD SEPARATELY
AFFECTS THE LIGHTING PARAMETERS

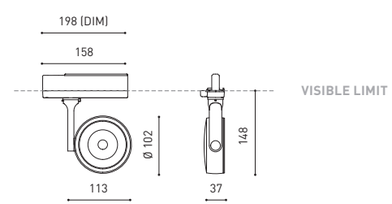

COLOUR | WT □ | NT ■ | MATERIAL | AL | PC | TRACK 3L ⓘ » 232

» 304

TRACK 3L

FIT

Magnetic 24V Fit_90
Fit 24V_192
Fit 48V_205

Extended Family
Fit 65 1L_231
Fit Recessed_96
Fit Surface_124

		P	CCT	Beam	I	Flux	LOR
FIT65	A356-01-11- | WT | NT |	10,3W	3000K	18°	300mA	1300 lm	90%
	A356-01-12- | WT | NT |	10,3W	4000K	18°	300mA	1320 lm	90%
	A356-01-21- | WT | NT |	10,3W	3000K	26°	300mA	1300 lm	88%
	A356-01-22- | WT | NT |	10,3W	4000K	26°	300mA	1320 lm	88%
	A356-01-31- | WT | NT |	10,3W	3000K	36°	300mA	1300 lm	84%
	A356-01-32- | WT | NT |	10,3W	4000K	36°	300mA	1320 lm	84%

220 240 V~ | IP20 | CRI>90 | L90B10 >55.000 h

MacAdam Step 2 | INCL | TRACK 3L | 360° | 90° | 18°/26°/36°

		P	CCT	Beam	I	Flux	LOR
FIT65	A356-02-11- | WT | NT |	10,3W	3000K	18°	300mA	1300 lm	90%
	A356-02-12- | WT | NT |	10,3W	4000K	18°	300mA	1320 lm	90%
	A356-02-21- | WT | NT |	10,3W	3000K	26°	300mA	1300 lm	88%
	A356-02-22- | WT | NT |	10,3W	4000K	26°	300mA	1320 lm	88%
	A356-02-31- | WT | NT |	10,3W	3000K	36°	300mA	1300 lm	84%
	A356-02-32- | WT | NT |	10,3W	4000K	36°	300mA	1320 lm	84%

220 240 V~ | IP20 | CRI>90 | L90B10 >55.000 h

MacAdam Step 2 | DALI | INCL | TRACK 3L | 360° | 90° | 18°/26°/36°

		P	CCT	Beam	I	Flux	LOR
FIT 80	A357-0- ⓪ -11- | WT | NT |	19W	3000K	19°	550mA	2500 lm	90%
	A357-0- ⓪ -12- | WT | NT |	19W	4000K	19°	550mA	2540 lm	90%
	A357-0- ⓪ -21- | WT | NT |	19W	3000K	28°	550mA	2500 lm	84%
	A357-0- ⓪ -22- | WT | NT |	19W	4000K	28°	550mA	2540 lm	84%
	A357-0- ⓪ -31- | WT | NT |	19W	3000K	37°	550mA	2500 lm	85%
	A357-0- ⓪ -32- | WT | NT |	19W	4000K	37°	550mA	2540 lm	85%

220 240 V~ | IP20 | CRI>90 | L90B10 >55.000 h

MacAdam Step 2 | OPTIONS* | INCL | TRACK 3L | 360° | 90° | 19°/28°/37°

⓪	*OPTIONS
1	No DIM
2	DIM DALI

FIT 65

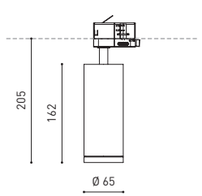

FIT 80

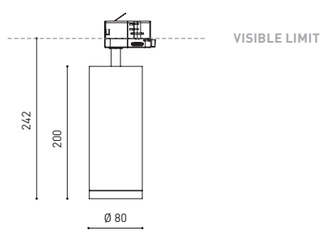

OPTIONAL ACCESSORIES

FIT65 Anti-glare Honeycomb Louver
A356-00-00
FIT 80 Anti-glare Honeycomb Louver
A357-00-00

NOT SOLD SEPARATELY
AFFECT THE LIGHTING PARAMETERS

COLOUR | WT □ | NT ■ | MATERIAL | AL | PC | TRACK 3L » 232

» 304

TRACK 3L

PLUS

Magnetic 24V Plus Micro_92
Plus 48V_209

Extended Family
Plus Micro 24V_190
Plus Mini 1L_231
Plus Recessed_97

		P	CCT	Beam	I	Flux	LOR
PLUS Mini	A327-00-10- | WT | NT |	4,5W	2700K	10°-41°	500mA	480 lm	20-40%
	A327-00-11- | WT | NT |	4,5W	3000K	10°-41°	500mA	500 lm	20-40%
	A327-00-12- | WT | NT |	4,5W	4000K	10°-41°	500mA	515 lm	20-40%

220 240 V~ | IP20 | CRI>90 | L90B10 >55.000 h

MacAdam Step 2 | INCL | TRACK 3L | 350° | 180° | 10°-41°

		P	CCT	Beam	I	Flux	LOR
PLUS	A324-00-00- | WT | NT |	10,4W	2700K	12°-51°	300mA	1260 lm	26-40%
	A324-00-01- | WT | NT |	10,4W	3000K	12°-51°	300mA	1310 lm	26-40%
	A324-00-02- | WT | NT |	10,4W	4000K	12°-51°	300mA	1330 lm	26-40%

220 240 V~ | IP20 | CRI>90 | L90B10 >55.000 h

MacAdam Step 2 | INCL | TRACK 3L | 350° | 180° | 12°-51°

OPTIONAL

PLUS MINI **High Chromatic LED**	» 295
PLUS **High Chromatic LED**	» 295

NOT SOLD SEPARATELY
AFFECT THE LIGHTING PARAMETERS



PLUS MINI

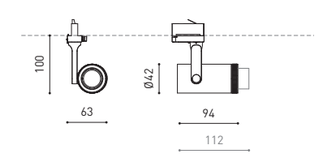

PLUS

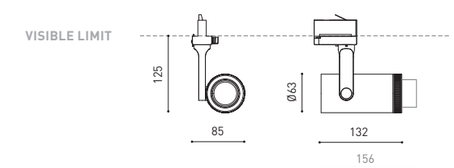

COLOUR | WT □ | NT ■ | MATERIAL | AL | OPTICAL GLASS | TRACK 3L » 232

» 304

TRACK SYSTEM

ZEN TUBE

Extended Family
Zen Tube 48V_211
Zen Tube Surface_127

		P	CCT	I	Flux	LOR
ZEN TUBE 1	A284-21- ⓪ -1- | WT | NT |	12W	3000K	350mA	1640 lm	90%
	A284-21- ⓪ -2- | WT | NT |	12W	4000K	350mA	1670 lm	90%
ZEN TUBE 2	A284-22- ⓪ -1- | WT | NT |	17W	3000K	500mA	2220 lm	90%
	A284-22- ⓪ -2- | WT | NT |	17W	4000K	500mA	2250 lm	90%
ZEN TUBE 3	A284-23- ⓪ -1- | WT | NT |	23W	3000K	700mA	3190 lm	90%
	A284-23- ⓪ -2- | WT | NT |	23W	4000K	700mA	3240 lm	90%

220 240 V~ | IP20 | CRI>90 | L90B10 > 55.000 h

MacAdam Step 2 | INCL | TRACK 3L | 355° | 270° | 16° / 24° / 42°

⓪	BEAM OPTIONS
1	16°
2	24°
3	42°

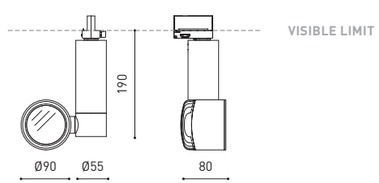

OPTIONAL ACCESSORIES

NOT SOLD SEPARATELY
AFFECT THE LIGHTING PARAMETERS

ZEN Anti-glare Honeycomb Louver 0702-02-00

ZEN Elliptical Refractor 0700-08-00

ZEN Beam Mixer Diffuser 0805-02-00

ZEN High Chromatic LED » 295

COLOUR | WT □ | NT ■ | MATERIAL | AL | GL-TRANS | TRACK 3L » 232

OTHER CCT PLEASE CONSULT » 304

TRACK 3L SYSTEM

THOR

		P	CCT	I	Flux	LOR
THOR 1	A226-11- ⓪ -1- | WT | NT |	27W	3000K	800mA	3750 lm	90%
	A226-11- ⓪ -2- | WT | NT |	27W	4000K	800mA	3820 lm	90%
THOR 2	A226-21- ⓪ -1- | WT | NT |	36W	3000K	1050mA	4750 lm	90%
	A226-21- ⓪ -2- | WT | NT |	36W	4000K	1050mA	4820 lm	90%
	DALI A226-24- ⓪ -1- | WT | NT |	36W	3000K	1050mA	4750 lm	90%
	DALI A226-24- ⓪ -2- | WT | NT |	36W	4000K	1050mA	4820 lm	90%

220 240 V~ | IP20 | CRI>90 | L90B10 > 55.000 h

MacAdam Step 2 | INCL | TRACK 3L | 325° | 90° | 17° / 28° / 40°

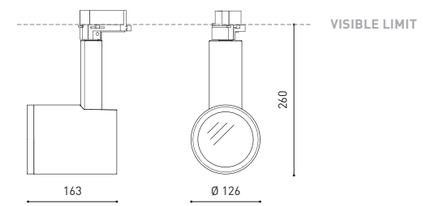

⓪	BEAM OPTIONS
1	17°
2	28°
3	40°

OPTIONAL ACCESSORIES

AFFECT THE LIGHTING PARAMETERS

THOR Anti-glare Screen 0802-00-00- | WT |
0802-00-00- | NT |

THOR Beam Mixer Diffuser 0805-03-00
NOT SOLD SEPARATELY

THOR Anti-glare Honeycomb Louver 0802-02-00
NOT SOLD SEPARATELY

THOR Elliptical Refractor 0802-04-00
NOT SOLD SEPARATELY

THOR High Chromatic Led » 295
NOT SOLD SEPARATELY

COLOUR | WT □ | NT ■ | MATERIAL | AL | GL-TRANS | TRACK 3L » 232

OTHER CCT PLEASE CONSULT » 304



CUSTOM SYSTEMS

244 Fancy Shape
252 Black Foster Custom System
260 Black Foster Micro Custom Surface
264 Bright Line
267 Fifty+ Custom

FANCY SHAPE

El sistema Fancy Shape permite crear distintas configuraciones de producto combinadas en una misma base. En el esquema se muestran las compatibilidades entre productos montados en una misma base.
En proyectos ad hoc se pueden crear combinaciones infinitas sin limitaciones de compatibilidad más allá de las sugeridas en la ilustración.

COMPATIBILITY

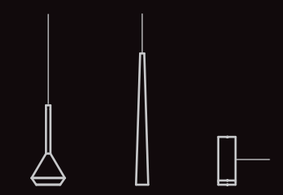

SPIN HOLLY TOP

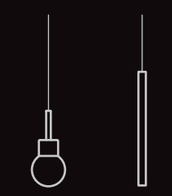

ALASKA STICK

ALASKA BIG

FANCY SHAPE BASES

- Ø 155 | Max. 2 Luminaires
- Ø 270 | Max. 6 Luminaires
- Ø 330 | Max. 12 Luminaires

- Ø 155 | Max. 2 Luminaires
- Ø 270 | Max. 6 Luminaires
- Ø 330 | Max. 12 Luminaires

- Ø 155 | Max. 2 Luminaires
- Ø 270 | Max. 3 Luminaires
- Ø 330 | Max. 6 Luminaires

The Fancy Shape system allows for the creation of different product configurations combined on the same base. The diagram shows the compatibilities between products assembled on the same base. In *ad hoc* projects, infinite combinations can be created with no compatibility limitations beyond those suggested in the image.

Le système Fancy Shape permet de créer différentes configurations de produits regroupées sur une même base. Le schéma indique la compatibilité entre produits montés sur une même base. Les projets *ad hoc* permettent donc la création d'une infinité de combinaisons, sans restreinte de compatibilité autre que celles indiquées dans le schéma.

Il sistema Fancy Shape consente di creare varie configurazioni di prodotto, combinate su un'unica base. Nello schema si indicano le compatibilità tra prodotti montati su una stessa base. Per i progetti *ad hoc* è possibile creare infinite combinazioni, senza limiti di compatibilità, oltre a quelle suggerite nell'illustrazione.

Das Fancy Shape-System ermöglicht es Ihnen, verschiedene Produktkonfigurationen auf einer einzigen Basis zu kombinieren. Das Diagramm zeigt die Kompatibilität zwischen Produkten, die auf der gleichen Grundfläche montiert sind.
In *Ad hoc*-Projekten können unendlich viele Kombinationen erstellt werden, ohne dass die Kompatibilität über die in der Abbildung genannten Einschränkungen hinausgeht.

CUSTOM SYSTEM

TOP FANCY SHAPE

Magnetic 24V Top Micro_92
Top_114

Extended Family
Top 48V_218
Top Micro 24V_189

		P	CCT	Beam	I	Flux	LOR
TOP Fancy Shape	A427- ⓪ -0-10- | NT |	6,5W	2700K	20°	700mA	610 lm	92%
	A427- ⓪ -0-11- | NT |	6,5W	3000K	20°	700mA	640 lm	92%
	A427- ⓪ -0-12- | NT |	6,5W	4000K	20°	700mA	655 lm	92%
	A427- ⓪ -0-20- | NT |	6,5W	2700K	30°	700mA	610 lm	89%
	A427- ⓪ -0-21- | NT |	6,5W	3000K	30°	700mA	640 lm	89%
	A427- ⓪ -0-22- | NT |	6,5W	4000K	30°	700mA	655 lm	89%
	A427- ⓪ -0-30- | NT |	6,5W	2700K	56°	700mA	610 lm	86%
	A427- ⓪ -0-31- | NT |	6,5W	3000K	56°	700mA	640 lm	86%
	A427- ⓪ -0-32- | NT |	6,5W	4000K	56°	700mA	655 lm	86%

III IP20 | CRI>90 | L90B10 > 55.000 h

MacAdam Step 2 | FAST | CONNEC | EXCL | UGR < 19 | 20° / 30° / 56°

⓪	CORD LENGTH - L
0	2 m
2	5 m

OTHER LENGTH PLEASE CONSULT

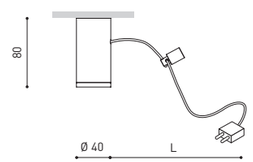

OPTIONAL ACCESSORIES

TOP Beam Mixer Diffuser
0805-01-00
NOT SOLD SEPARATELY
AFFECT THE LIGHTING PARAMETERS

TOP Anti-glare Louver
0807-00-00 | NT |
NOT SOLD SEPARATELY
AFFECT THE LIGHTING PARAMETERS

Cord Accessory
0223-00-00- | N |

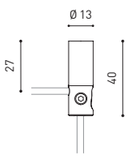

Cord Accessory One Plane
0224-00-00- | N |

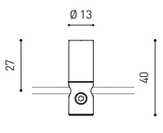

MANDATORY FOR INSTALLATION

FANCY SHAPE BASE 2 700mA 1 to 2 Lamps
A417-03-11- | WT | NT |
DALI A417-03-12- | WT | NT |
2 Equidistant Fixing Points
220 240 V~ | INCL | 34 | Ø 155

FANCY SHAPE BASE 12 700mA 7 to 12 Lamps
A417-03-31- | WT | NT |
DALI A417-03-32- | WT | NT |
12 Equidistant Fixing Points
220 240 V~ | INCL | 34 | Ø 330

FANCY SHAPE BASE 6 700mA 3 to 6 Lamps
A417-03-21- | WT | NT |
DALI A417-03-22- | WT | NT |
6 Equidistant Fixing Points
220 240 V~ | INCL | 34 | Ø 270

WT NT

TOP Fancy Shape
Application example 2 Lamps

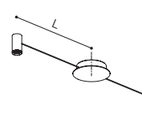

TOP Fancy Shape
Application example 4 Lamps

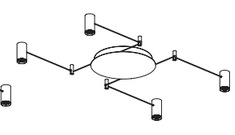

TOP Fancy Shape
Application example 10 Lamps

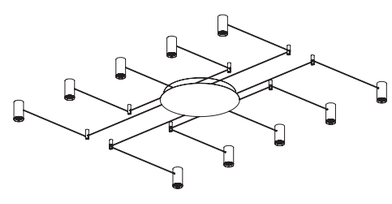

COLOUR | NT ■ | WT □ | N ■ | MATERIAL | AL | ABS+PC | RAL » 328

» 304

CUSTOM SYSTEM

STICK FANCY SHAPE

Extended Family
Stick_152
Stick 22 24V_193
Stick 48V_224

		P	CCT	Beam	I	Flux	LOR
STICK Fancy Shape	A42- ○ - ⓪ -0-10- | WT | NT | MG |	5,6W	2700K	18°	500mA	530 lm	84%
	A42- ○ - ⓪ -0-11- | WT | NT | MG |	5,6W	3000K	18°	500mA	570 lm	84%
	A42- ○ - ⓪ -0-20- | WT | NT | MG |	5,6W	2700K	31°	500mA	530 lm	82%
	A42- ○ - ⓪ -0-21- | WT | NT | MG |	5,6W	3000K	31°	500mA	570 lm	82%
	A42- ○ - ⓪ -0-30- | WT | NT | MG |	5,6W	2700K	42°	500mA	530 lm	84%
	A42- ○ - ⓪ -0-31- | WT | NT | MG |	5,6W	3000K	42°	500mA	570 lm	84%

III IP20 | CRI>90 | L90B10 > 108.000 h

MacAdam Step 2 | FAST | CONNEC | EXCL | 18° / 31° / 42°

○	STICK LENGTH	
2	STICK 22	220 mm
3	STICK 44	440 mm
4	STICK 66	660 mm

⓪	CORD LENGTH - L1 + L2
0	2 m
2	5 m

OTHER LENGTH PLEASE CONSULT

STICK 22 Fancy Shape

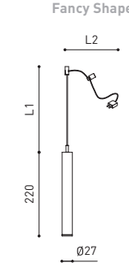

STICK 44 Fancy Shape

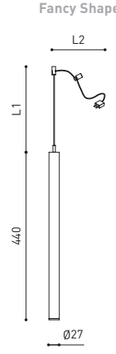

STICK 66 Fancy Shape

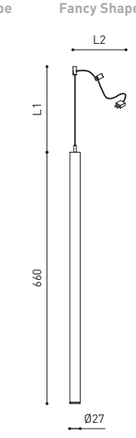

MANDATORY FOR INSTALLATION

FANCY SHAPE BASE 2 500mA 1 to 2 Lamps
A417-01-11- | WT | NT |
DALI A417-01-12- | WT | NT |
2 Equidistant Fixing Points
220 240 V~ | INCL | 34 | Ø 155

FANCY SHAPE BASE 5 500mA 3 to 5 Lamps
A417-01-21- | WT | NT |
FANCY SHAPE BASE 6 500mA 3 to 6 Lamps
DALI A417-01-32- | WT | NT |
6 Equidistant Fixing Points
220 240 V~ | INCL | 34 | Ø 270

FANCY SHAPE BASE 10 500mA 6 to 10 Lamps
A417-01-41- | WT | NT |
FANCY SHAPE BASE 12 500mA 7 to 12 Lamps
DALI A417-01-52- | WT | NT |
12 Equidistant Fixing Points
220 240 V~ | INCL | 34 | Ø 330

OPTIONAL ACCESSORIES

Cord Accessory
0223-00-00- | N |
Included 1 unit x lamp

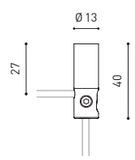

Cord Accessory One Plane
0224-00-00- | N |

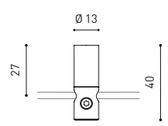

WT NT

STICK Fancy Shape
Application example 2 Lamps

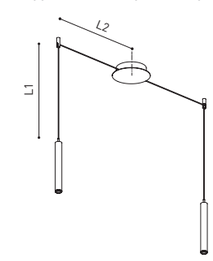

STICK Fancy Shape
Application example 6 Lamps

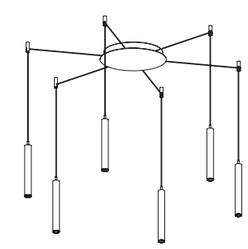

STICK Fancy Shape
Application example 12 Lamps

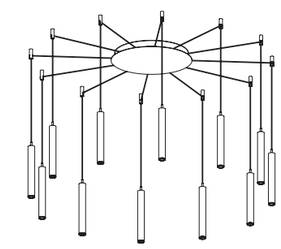

COLOUR | WT □ | NT ■ | MG ■ | N ■ | MATERIAL | AL | ABS+PC | RAL » 328

OTHER CCT & DIM OPTIONS PLEASE CONSULT | OTHER FINISHING COMBINATIONS PLEASE CONSULT

» 304

ALASKA FANCY SHAPE

		P	CCT	I	Flux	LOR
ALASKA Fancy Shape	A418- ⓪ -0-00- | N | BG |	4,5W	2700K	500mA	475 lm	30%
	A418- ⓪ -0-01- | N | BG |	4,5W	3000K	500mA	500 lm	30%

III IP20 | CRI>90 | L90B10 > 55.000 h

MacAdam Step 2 | FAST | CONNEC | EXCL | 21°

⓪	CORD LENGTH - L1 + L2
0	2 m
2	5 m

OTHER LENGTH PLEASE CONSULT

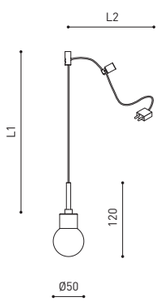

MANDATORY FOR INSTALLATION

FANCY SHAPE BASE 2 500mA 1 to 2 Lamps
A417-01-11- | WT | NT |
DALI A417-01-12- | WT | NT |
2 Equidistant Fixing Points
220 240 V~ | INCL | 34 | Ø 155

FANCY SHAPE BASE 12 500mA 7 to 12 Lamps
A417-01-51- | WT | NT |
DALI A417-01-52- | WT | NT |
12 Equidistant Fixing Points
220 240 V~ | INCL | 34 | Ø 330

FANCY SHAPE BASE 6 500mA 3 to 6 Lamps
A417-01-31- | WT | NT |
DALI A417-01-32- | WT | NT |
6 Equidistant Fixing Points
220 240 V~ | INCL | 34 | Ø 270

OPTIONAL ACCESSORIES

Cord Accessory
0223-00-00- | N |
Included 1 unit x lamp

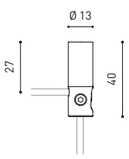

Cord Accessory One Plane
0224-00-00- | N |

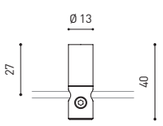

ALASKA Fancy Shape
Application example 2 Lamps

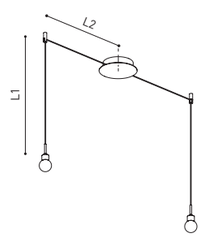

ALASKA Fancy Shape
Application example 6 Lamps

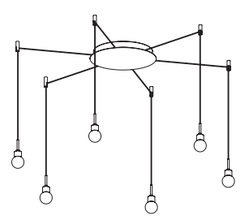

ALASKA Fancy Shape
Application example 12 Lamps

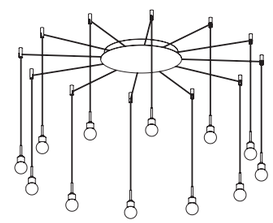

COLOUR | N ■ | BG ■ | WT □ | NT ■ | MATERIAL | AL | OPTICAL GLASS | RAL » 328

OTHER CCT & DIM OPTIONS PLEASE CONSULT | OTHER FINISHING COMBINATIONS PLEASE CONSULT » 304

Extended Family
Alaska_130
Alaska 24V_189
Alaska Trimless_62



		P	CCT	I	Flux	LOR
ALASKA Big Fancy Shape	A419- ⓪ -0-00- | N | BG |	9,3W	2700K	550mA	1130 lm	37%
	A419- ⓪ -0-01- | N | BG |	9,3W	3000K	550mA	1200 lm	37%

III IP20 | CRI>90 | L90B10 > 60.000 h

MacAdam Step 2 | FAST | CONNEC | EXCL | 44°

⓪	CORD LENGTH - L1 + L2
1	3 m
2	5 m

OTHER LENGTH PLEASE CONSULT

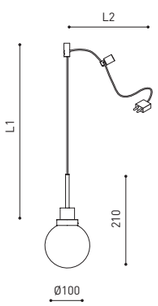

MANDATORY FOR INSTALLATION

FANCY SHAPE BASE 2 550mA 1 to 2 Lamps
A417-02-11- | WT | NT |
DALI A417-02-12- | WT | NT |
2 Equidistant Fixing Points
220 240 V~ | INCL | 34 | Ø 155

FANCY SHAPE BASE 6 550mA 4 to 6 Lamps
A417-02-31- | WT | NT |
DALI A417-02-32- | WT | NT |
12 Equidistant Fixing Points
220 240 V~ | INCL | 34 | Ø 330

FANCY SHAPE BASE 3 550mA 3 Lamps
A417-02-21- | WT | NT |
DALI A417-02-22- | WT | NT |
6 Equidistant Fixing Points
220 240 V~ | INCL | 34 | Ø 270

OPTIONAL ACCESSORIES

Cord Accessory
0223-00-00- | N |
Included 1 unit x lamp

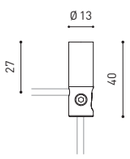

Cord Accessory One Plane
0224-00-00- | N |

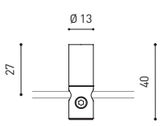

ALASKA BIG Fancy Shape
Application example 2 Lamps

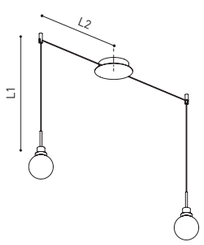

ALASKA BIG Fancy Shape
Application example 3 Lamps

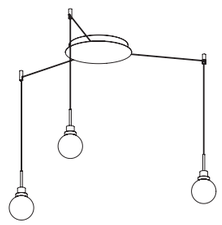

ALASKA BIG Fancy Shape
Application example 6 Lamps

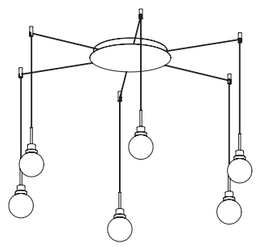

COLOUR | N ■ | BG ■ | WT □ | NT ■ | MATERIAL | AL | OPTICAL GLASS | RAL » 328

OTHER CCT & DIM OPTIONS PLEASE CONSULT | OTHER FINISHING COMBINATIONS PLEASE CONSULT » 304

CUSTOM SYSTEM

SPIN FANCY SHAPE

Extended Family
Spin_154
Spin 48V_222

		P	CCT	Beam	I	Flux	LOR
SPIN Fancy Shape	A420- ⓪ -0-00- | NT | MC | MG |	6,5W	2700K	24º	700mA	600 lm	86%
	A420- ⓪ -0-01- | NT | MC | MG |	6,5W	3000K	24º	700mA	600 lm	86%
	A420- ⓪ -0-10- | NT | MC | MG |	6,5W	2700K	40º	700mA	630 lm	84%
	A420- ⓪ -0-11- | NT | MC | MG |	6,5W	3000K	40º	700mA	630 lm	84%

III **IP**20 | CRI>90 | L90B10 > 60.000 h

MacAdam Step 2 | FAST | CONNEC | EXCL | 24º / 40º

⓪	CORD LENGTH - L1 + L2
0	2 m
1	3 m
2	5 m

OTHER LENGTH PLEASE CONSULT

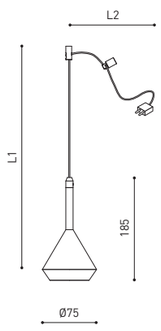

MANDATORY FOR INSTALLATION

FANCY SHAPE BASE 2 700mA 1 to 2 Lamps
A417-03-11- | WT | NT |
DALI A417-03-12- | WT | NT |
2 Equidistant Fixing Points
220 240 V~ | INCL | 34 | Ø 155

FANCY SHAPE BASE 12 700mA 7 to 12 Lamps
A417-03-31- | WT | NT |
DALI A417-03-32- | WT | NT |
12 Equidistant Fixing Points
220 240 V~ | INCL | 34 | Ø 330

FANCY SHAPE BASE 6 700mA 3 to 6 Lamps
A417-03-21- | WT | NT |
DALI A417-03-22- | WT | NT |
6 Equidistant Fixing Points
220 240 V~ | INCL | 34 | Ø 270

OPTIONAL ACCESSORIES

Cord Accessory
0223-00-00- | N |
Included 1 unit x lamp

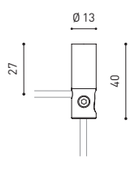

Cord Accessory One Plane
0224-00-00- | N |

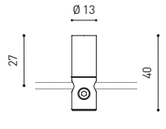

SPIN Fancy Shape
Application example 2 Lamps

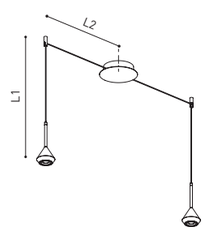

SPIN Fancy Shape
Application example 6 Lamps

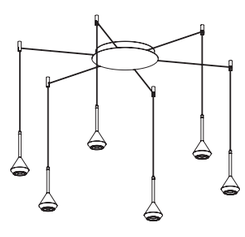

SPIN Fancy Shape
Application example 12 Lamps

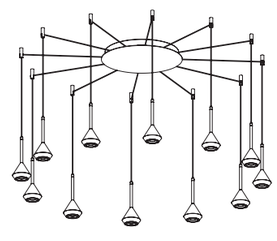

COLOUR | WT □ | NT ■ | MC ■ | MG ■ | N ■ | MATERIAL | AL | PMMA | RAL » 328

OTHER CCT & DIM OPTIONS PLEASE CONSULT | OTHER FINISHING COMBINATIONS PLEASE CONSULT » 304

CUSTOM SYSTEM

HOLLY FANCY SHAPE

Extended Family
Holly_153
Holly 48V_225

		P	CCT	Beam	I	Flux	LOR
HOLLY Fancy Shape	A421- ⓪ -0-00- | NT | MC | MG |	2,1W	2700K	19º	700mA	190 lm	90%
	A421- ⓪ -0-01- | NT | MC | MG |	2,1W	3000K	19º	700mA	210 lm	90%
	A421- ⓪ -0-10- | NT | MC | MG |	2,1W	2700K	38º	700mA	190 lm	92%
	A421- ⓪ -0-11- | NT | MC | MG |	2,1W	3000K	38º	700mA	210 lm	92%

III **IP**20 | CRI>90 | L90B10 > 102.000 h

MacAdam Step 3 | FAST | CONNEC | EXCL | 19º / 38º

⓪	CORD LENGTH - L1 + L2
0	2 m
1	3 m
2	5 m

OTHER LENGTH PLEASE CONSULT

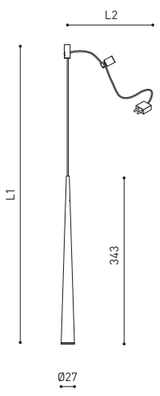

MANDATORY FOR INSTALLATION

FANCY SHAPE BASE 2 700mA 1 to 2 Lamps
A417-03-11- | WT | NT |
DALI A417-03-12- | WT | NT |
2 Equidistant Fixing Points
220 240 V~ | INCL | 34 | Ø 155

FANCY SHAPE BASE 12 700mA 7 to 12 Lamps
A417-03-31- | WT | NT |
DALI A417-03-32- | WT | NT |
12 Equidistant Fixing Points
220 240 V~ | INCL | 34 | Ø 330

FANCY SHAPE BASE 6 700mA 3 to 6 Lamps
A417-03-21- | WT | NT |
DALI A417-03-22- | WT | NT |
6 Equidistant Fixing Points
220 240 V~ | INCL | 34 | Ø 270

OPTIONAL ACCESSORIES

Cord Accessory
0223-00-00- | N |
Included 1 unit x lamp

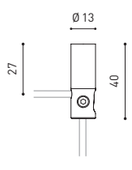

Cord Accessory One Plane
0224-00-00- | N |

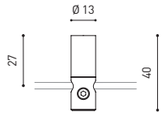

HOLLY Fancy Shape
Application example 2 Lamps

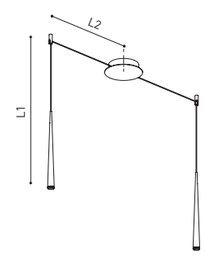

HOLLY Fancy Shape
Application example 6 Lamps

HOLLY Fancy Shape
Application example 12 Lamps

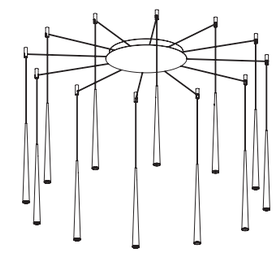

COLOUR | WT □ | NT ■ | MC ■ | MG ■ | N ■ | MATERIAL | AL | PC | RAL » 328

OTHER CCT & DIM OPTIONS PLEASE CONSULT | OTHER FINISHING COMBINATIONS PLEASE CONSULT » 304

BLACK FOSTER

TRIMLESS



SURFACE



MICRO SURFACE

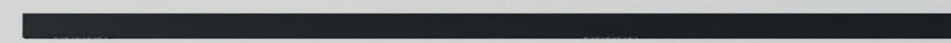

Black Foster Custom System

BLACK FOSTER CUSTOM MODULE — 3 / 5 / 10	BLACK FOSTER CUSTOM MODULE FIT 27
6,3 / 10,5 / 21 W	5,5 W
2700 - 4000 K	2700 / 3000 / 4000 K
570 – 2500 lm	520 – 600 lm
19 / 38° BEAM	18 / 31 / 42° BEAM
90 / 92 % LOR	82 – 84 % LOR

Black Foster Micro Custom Surface

BLACK FOSTER MICRO CUSTOM MODULE — 3 / 5 / 10
4,2 / 7 / 14 W
2700 - 4000 K
465 – 1700 lm
37° BEAM
87 % LOR

BLACK FOSTER CUSTOM SYSTEM

THE INVISIBLE BLACK

Black Foster_10
Black Foster 48V_215

Extended Family
Black Foster Micro 24V_188
Black Foster Surface_105
Black Foster Suspension_145

		P	CCT	Flux
BLACK FOSTER Custom Module 3	A453-3- ○ - ⓪ -0- | N | NMG |	6,3W	2700K	570 lm
	A453-3- ○ - ⓪ -1- | N | NMG |	6,3W	3000K	630 lm
	A453-3- ○ - ⓪ -3- | N | NMG |	6,3W	3500K	690 lm
	A453-3- ○ - ⓪ -2- | N | NMG |	6,3W	4000K	750 lm
BLACK FOSTER Custom Module 5	A453-4- ○ - ⓪ -0- | N | NMG |	10,5W	2700K	950 lm
	A453-4- ○ - ⓪ -1- | N | NMG |	10,5W	3000K	1050 lm
	A453-4- ○ - ⓪ -3- | N | NMG |	10,5W	3500K	1150 lm
	A453-4- ○ - ⓪ -2- | N | NMG |	10,5W	4000K	1250 lm
BLACK FOSTER Custom Module 10	A453-5- ○ - ⓪ -0- | N | NMG |	21W	2700K	1900 lm
	A453-5- ○ - ⓪ -1- | N | NMG |	21W	3000K	2100 lm
	A453-5- ○ - ⓪ -3- | N | NMG |	21W	3500K	2300 lm
	A453-5- ○ - ⓪ -2- | N | NMG |	21W	4000K	2500 lm

48 V | III IP20 | CRI>90 | L90B10 > 102.000 h

MacAdam Step 3 | OPTIONS* | UGR < 19 | 38° / 19°

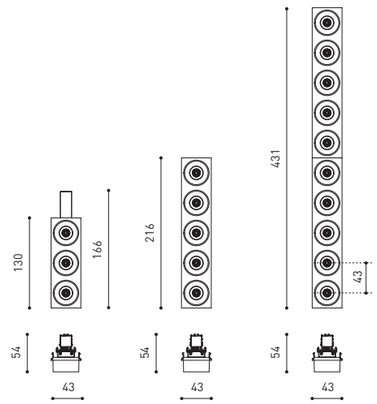

⓪	*OPTIONS
1	No DIM
2	DIM DALI

○	BEAM	LOR
0	38°	92%
1	19°	90%

		P	CCT	Flux
BLACK FOSTER Custom Module FIT 27	A454-0- ⓪ - ○ -0- | WT | NT | G |	5,5W	2700K	520 lm
	A454-0- ⓪ - ○ -1- | WT | NT | G |	5,5W	3000K	560 lm
	A454-0- ⓪ - ○ -2- | WT | NT | G |	5,5W	4000K	600 lm

48 V | III IP20 | CRI>90 | L90B10 > 108.000 h

MacAdam Step 2 | OPTIONS* | 355° | 90° | 18° / 31° / 42°

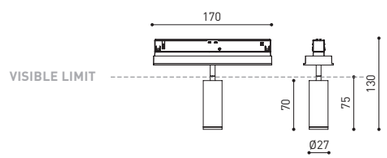

⓪	*OPTIONS
1	No DIM
2	DIM DALI

○	BEAM	LOR
1	18°	84%
2	31°	82%
3	42°	84%

COLOUR | N ■ | NMG ■ | MATERIAL | AL | ABS+PC | RAL » 328

COLOUR | WT □ | NT ■ | G ■ | MATERIAL | AL | PC | » 304

BLACK FOSTER CUSTOM SYSTEM

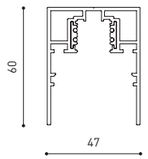

BLACK FOSTER Custom Surface 1m	A452-01-00- | NT | WT |	
BLACK FOSTER Custom Surface 2m	A452-02-00- | NT | WT |	
BLACK FOSTER Custom Surface 3m	A452-03-00- | NT | WT |	

		L
BLACK FOSTER Custom Cover 250	A452-00-01- | N |	250mm
BLACK FOSTER Custom Cover 500	A452-00-02- | N |	500mm

BLACK FOSTER SURFACE CUSTOM L-JOINT

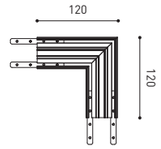

Electrical connection not included

BLACK FOSTER SURFACE CUSTOM T-JOINT

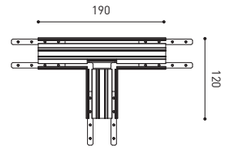

Electrical connection not included

BLACK FOSTER SURFACE CUSTOM X-JOINT

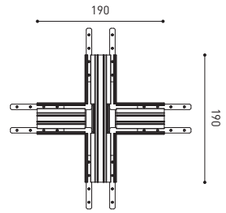

Electrical connection not included

		P	V	D (A x B x C)
CONSTANT VOLTAGE LED POWER SUPPLY	0434-01-61* | N |	100W	48V	298 x 19 x 16mm
	0434-01-62	150W	48V	350 x 30 x 18mm
	0434-01-80	250W	48V	400 x 40 x 22mm

220 240 V~ | *To be installed inside the track. » 282

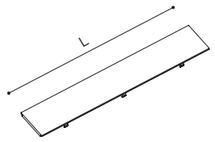

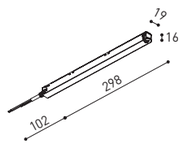

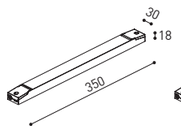

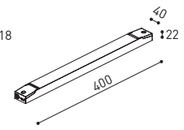

DROP VOLTAGE TABLE

POWER (W)	CABLE SECTION (mm²)	CABLE LENGTH (m) 5	10	20	30
		TRACK LENGTH (m)			
100	0,75	50	50	X	X
	1,5	50	50	40	25
150	0,75	40	15	X	X
	1,5	50	40	20	X
250	0,75	20	X	X	X
	1,5	35	20	X	X

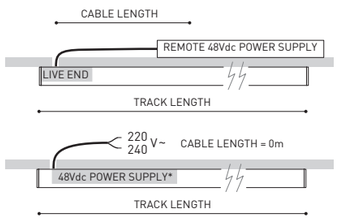

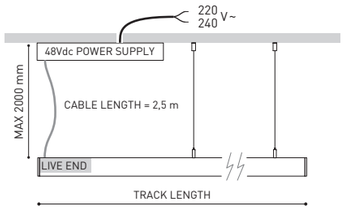

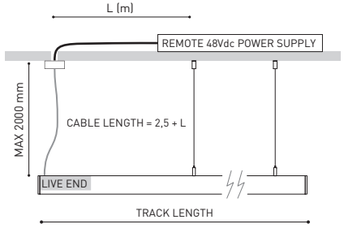

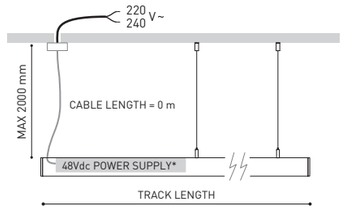

COLOUR | NT ■ | WT □ | N ■ |

RAL » 328

» 304

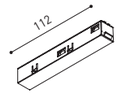

Live-End Connector 48V
A338-00-01- | N |

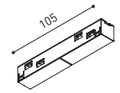

Central Connector 48V
A338-00-02- | N |

L-Joint Connector 48V
A338-00-12- | N |

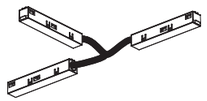

T-Joint Connector 48V
A450-00-07- | N |

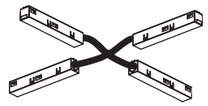

X-Joint Connector 48V
A450-00-08- | N |

BLACK FOSTER Custom Surface
End A452-00-03- | N | W |

BLACK FOSTER Custom Surface
End Feed A452-00-04- | N | W |

BLACK FOSTER Custom Surface
Straight Joiner A452-00-05

PRODUCT CONFIGURATOR

Configure your own custom product layout. Our tool will calculate the required drivers and accessories.

SUSPENSION COMPONENTS

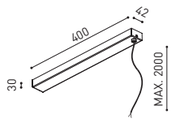

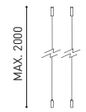

Wired Power Supply Case 48V
A338-00-25- | NT | WT | 150W NO DIM
A338-00-26- | NT | WT | 150W DIM
220 240 V~ INCL

Black Foster Suspension Kit (2 Units)
A450-00-09- | NT | WT |

Suggested mounting accessories quantities:
1000mm - 2 Pcs.
2000mm - 2 Pcs.
3000mm - 3 Pcs.

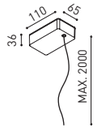

Suspension Feed Kit 48V
A338-00-16- | N | W | NO DIM
A338-00-17- | N | W | DIM
For remote power supply

A338-00-27- | N | W | NO DIM
A338-00-28- | N | W | DIM
For power supply inside the track

MAINS TRIMLESS



MAINS THICK TRIMLESS



STEEL CABLE TRIMLESS

WIRE TRIMLESS ACCESSORIES

FEED

Mains Trimless* NO DIM
A023-00-01- | W | N |

Mains Thick Trimless* DIM
A023-00-02- | W | N |

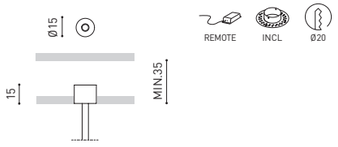

FASTENING

Steel Cable Trimless*
A023-00-05- | W | N |

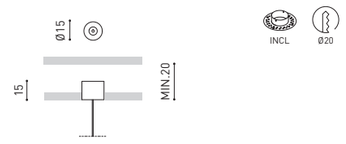

TRIMLESS TOOL D20 X D52mm A478-00-01

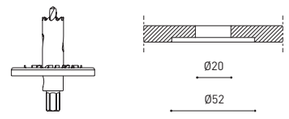

COLOUR | N ■ | W □ | NT ■ | WT □ |

RAL » 328

* AS MANY PIECES AS NEEDED ACCORDING TO YOUR PRODUCT

BLACK FOSTER CUSTOM SYSTEM

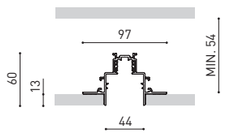

PRODUCT CONFIGURATOR

Configure your own custom product layout. Our tool will calculate the required drivers and accessories.

BLACK FOSTER Custom Trimless 1m	A458-01-00- | N |
BLACK FOSTER Custom Trimless 2m	A458-02-00- | N |
BLACK FOSTER Custom Trimless 3m	A458-03-00- | N |

BLACK FOSTER Custom Trimless L-Joint	A458-04-00- | N |

BLACK FOSTER CUSTOM TRIMLESS L-JOINT

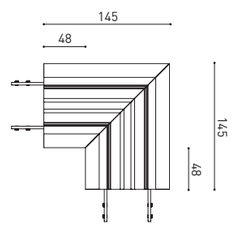

BLACK FOSTER Custom Cover Gap 250	A452-00-01- | N |	250mm
BLACK FOSTER Custom Cover Gap 500	A452-00-02- | N |	500mm



BLACK FOSTER Custom Trimless Plaster Installation Guard 1m	A458-05-00

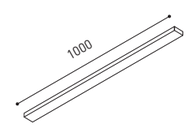

		P	V	D (A x B x C)
CONSTANT VOLTAGE LED POWER SUPPLY	0434-01-61* | N |	100W	48V	298 x 19 x 16mm
	0434-01-62	150W	48V	350 x 30 x 18mm
	0434-01-80	250W	48V	400 x 40 x 22mm

220 240 V~ | *To be installed inside the track.

» 282

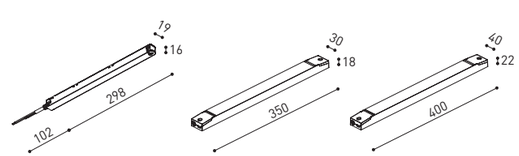

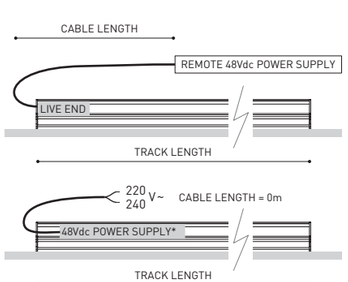

DROP VOLTAGE TABLE

POWER (W)	CABLE SECTION (mm²)	CABLE LENGTH (m) 5	10	20	30
		TRACK LENGTH (m)			
100	0,75	50	50	X	X
	1,5	50	50	40	25
150	0,75	40	15	X	X
	1,5	50	40	20	X
250	0,75	20	X	X	X
	1,5	35	20	X	X

COLOUR | N ■ |

RAL » 328

RECOMMENDED FOR INSTALLATIONS WHERE THE PROFILE CAN BE INSTALLED BEFORE THE FALSE PLASTERBOARD CEILING (THICKNESS 12,5mm.)

» 304

BLACK FOSTER Custom Trimless End

A458-00-01- | N |

Cover Thickness = 2 mm.

BLACK FOSTER Custom Trimless End Feed

A458-00-02- | N |

Cover Thickness = 2 mm.

BLACK FOSTER Straight Joiner

A317-00-06

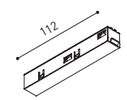

Live-End Connector 48V

A338-00-01- | N |

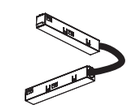

L-Joint Connector 48V

A338-00-12- | N |

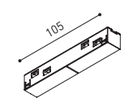

Central Connector 48V

A338-00-02- | N |

MOUNTING ACCESSORIES

Track Fixation Kit	A219-21-06- | B |

Track Flush Ceiling Kit	A219-22-06- | B |

Track Clamp Kit for M6 ROD	A219-21-21- | B |

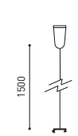

Track Suspension Kit	A219-21-10- | B |

SUGGESTED MOUNTING ACCESSORIES QUANTITIES

1000 mm - 2 Pcs
2000 mm - 2 Pcs
3000 mm - 3 Pcs

COLOUR | N ■ | B □ |

RAL » 328

RECOMMENDED FOR INSTALLATIONS WHERE THE PROFILE CAN BE INSTALLED BEFORE THE FALSE PLASTERBOARD CEILING (THICKNESS 12,5mm.)

CUSTOM SYSTEM

BLACK FOSTER MICRO CUSTOM SURFACE

THE INVISIBLE BLACK

Extended Family

Black Foster_10
Black Foster 48V_215
Black Foster Micro 24V_188
Black Foster Surface_105
Black Foster Suspension_145

		P	CCT	Flux	LOR
BLACK FOSTER Micro Custom Module 3	A451-10- ⓪ -0- | N |	4,2W	2700K	465 lm	87%
	A451-10- ⓪ -1- | N |	4,2W	3000K	480 lm	87%
	A451-10- ⓪ -3- | N |	4,2W	3500K	495 lm	87%
	A451-10- ⓪ -2- | N |	4,2W	4000K	510 lm	87%
BLACK FOSTER Micro Custom Module 5	A451-20- ⓪ -0- | N |	7W	2700K	775 lm	87%
	A451-20- ⓪ -1- | N |	7W	3000K	800 lm	87%
	A451-20- ⓪ -3- | N |	7W	3500K	825 lm	87%
	A451-20- ⓪ -2- | N |	7W	4000K	850 lm	87%
BLACK FOSTER Micro Custom Module 10	A451-50- ⓪ -0- | N |	14W	2700K	1550 lm	87%
	A451-50- ⓪ -1- | N |	14W	3000K	1600 lm	87%
	A451-50- ⓪ -3- | N |	14W	3500K	1650 lm	87%
	A451-50- ⓪ -2- | N |	14W	4000K	1700 lm	87%

48 V | III IP20 | CRI>90 | L90B10 > 60.000 h

MacAdam Step 3 | OPTIONS* | UGR <19 | 37°

⓪	*OPTIONS
1	No DIM
2	DIM DALI

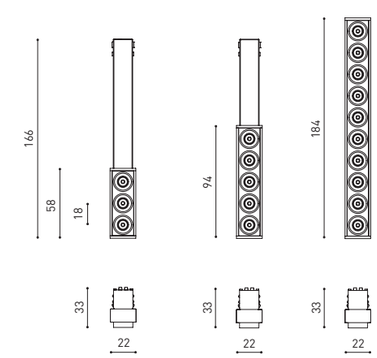

COLOUR | N ■ | MATERIAL | AL | ABS+PC | RAL » 328

» 304

BLACK FOSTER MICRO CUSTOM SURFACE

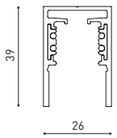

BLACK FOSTER Micro Custom Surface 1m	A450-01-00-	NT	WT
BLACK FOSTER Micro Custom Surface 2m	A450-02-00-	NT	WT
BLACK FOSTER Micro Custom Surface 3m	A450-03-00-	NT	WT

BLACK FOSTER Micro Custom Surface L-Joint	A450-04-00-	NT	WT
BLACK FOSTER Micro Custom Surface T-Joint	A450-05-00-	NT	WT
BLACK FOSTER Micro Custom Surface X-Joint	A450-06-00-	NT	WT

		L
BLACK FOSTER Micro Custom Cover Gap 250	A450-00-01- | N	250mm
BLACK FOSTER Micro Custom Cover Gap 500	A450-00-02- | N	500mm
BLACK FOSTER Micro Custom Cover Gap 1000	A450-00-03- | N	1000mm

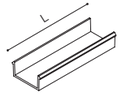

BLACK FOSTER MICRO CUSTOM SURFACE L-JOINT

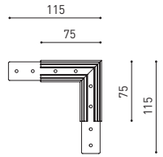

Electrical connection not included

BLACK FOSTER MICRO CUSTOM SURFACE T-JOINT

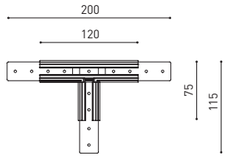

Electrical connection not included

BLACK FOSTER MICRO CUSTOM SURFACE X-JOINT

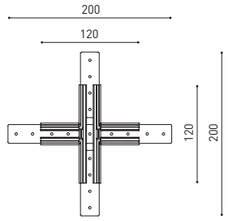

Electrical connection not included

		P	V	D (A x B x C)
CONSTANT VOLTAGE LED POWER SUPPLY	0434-01-61* | N |	100W	48V	298 x 19 x 16mm
	0434-01-62	150W	48V	350 x 30 x 18mm
	0434-01-80	250W	48V	400 x 40 x 22mm

220 240 V~ | *To be installed inside the track.

» 282

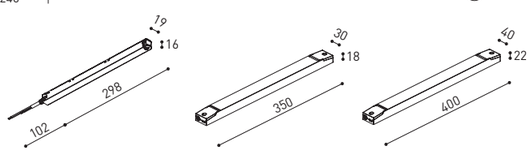

DROP VOLTAGE TABLE

POWER (W)	CABLE SECTION (mm²)	CABLE LENGTH (m) 5	10	20	30
		TRACK LENGTH (m)			
100	0,75	50	50	X	X
	1,5	50	50	40	25
150	0,75	40	15	X	X
	1,5	50	40	20	X
250	0,75	20	X	X	X
	1,5	35	20	X	X

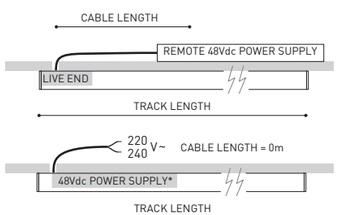

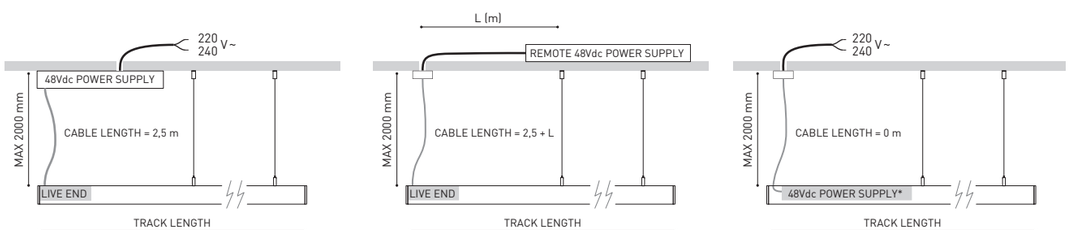

COLOUR | NT ■ | WT □ | N ■ |

RAL » 328

» 304

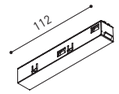

Live-End Connector 48V	
A338-00-01- | N |	

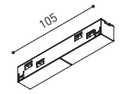

Central Connector 48V	
A338-00-02- | N |	

L-Joint Connector 48V	
A338-00-12- | N |	

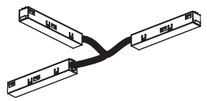

T-Joint Connector 48V	
A450-00-07- | N |	

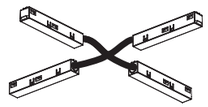

X-Joint Connector 48V	
A450-00-08- | N |	

BLACK FOSTER Micro Custom Surface	
End	A450-00-04- | N | W |

BLACK FOSTER Micro Custom Surface	
End Feed	A450-00-05- | N | W |

BLACK FOSTER Micro Custom Surface	
Straight Joiner	A450-00-06

PRODUCT CONFIGURATOR

Configure your own custom product layout. Our tool will calculate the required drivers and accessories.

SUSPENSION COMPONENTS

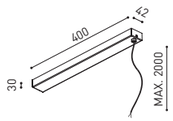

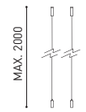

Wired Power Supply Case 48V					
A338-00-25-	NT	WT	150W	NO DIM	
A338-00-26-	NT	WT	150W	DIM	

220 240 V~ INCL

Black Foster Suspension Kit (2 units)	
A450-00-09- | NT | WT |	

Suggested mounting accessories quantities:
1000mm - 2 Pcs.
2000mm - 2 Pcs.
3000mm - 3 Pcs.

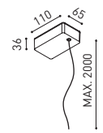

Suspension Feed Kit 48V		
A338-00-16- | N | W |		NO DIM
A338-00-17- | N | W |		DIM

For remote power supply

A338-00-27- | N | W |		NO DIM
A338-00-28- | N | W |		DIM

For power supply inside the track

MAINS TRIMLESS



MAINS THICK TRIMLESS



STEEL CABLE TRIMLESS

WIRE TRIMLESS ACCESSORIES

FEED

Mains Trimless*	NO DIM
A023-00-01- | W | N |	
Mains Thick Trimless*	DIM
A023-00-02- | W | N |	

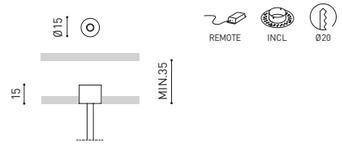

FASTENING

Steel Cable Trimless*	
A023-00-05- | W | N |	

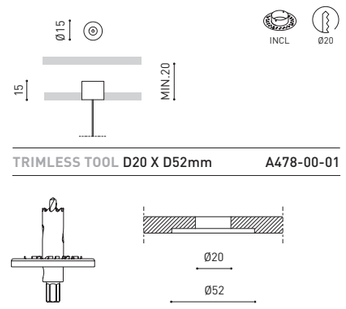

TRIMLESS TOOL D20 X D52mm A478-00-01

COLOUR | N ■ | W □ | NT ■ | WT □ |

RAL » 328

* AS MANY PIECES AS NEEDED ACCORDING TO YOUR PRODUCT

BRIGHT LINE

		P	CCT	Flux	LOR	L
BRIGHT LINE 250	A303-00-11- | W |	2,9W	3000K	307 lm	43%	250mm
	A303-00-12- | W |	2,9W	4000K	313 lm	43%	250mm
BRIGHT LINE 500	A303-00-21- | W |	5,8W	3000K	615 lm	43%	500mm
	A303-00-22- | W |	5,8W	4000K	625 lm	43%	500mm
BRIGHT LINE 1000	A303-00-31- | W |	11,5W	3000K	1230 lm	43%	1000mm
	A303-00-32- | W |	11,5W	4000K	1250 lm	43%	1000mm
BRIGHT LINE 2000	A303-00-41- | W |	23W	3000K	2460 lm	43%	2000mm
	A303-00-42- | W |	23W	4000K	2500 lm	43%	2000mm
BRIGHT LINE 3000	A303-00-51- | W |	34,5W	3000K	3690 lm	43%	3000mm
	A303-00-52- | W |	34,5W	4000K	3750 lm	43%	3000mm

BRIGHT LINE HO 250	A304-00-11- | W |	5,8W	3000K	596 lm	43%	250mm
	A304-00-12- | W |	5,8W	4000K	605 lm	43%	250mm
BRIGHT LINE HO 500	A304-00-21- | W |	11,5W	3000K	1191 lm	43%	500mm
	A304-00-22- | W |	11,5W	4000K	1211 lm	43%	500mm
BRIGHT LINE HO 1000	A304-00-31- | W |	23W	3000K	2382 lm	43%	1000mm
	A304-00-32- | W |	23W	4000K	2422 lm	43%	1000mm
BRIGHT LINE HO 2000	A304-00-41- | W |	46W	3000K	4764 lm	43%	2000mm
	A304-00-42- | W |	46W	4000K	4844 lm	43%	2000mm
BRIGHT LINE HO 3000	A304-00-51- | W |	69W	3000K	7146 lm	43%	3000mm
	A304-00-52- | W |	69W	4000K	7266 lm	43%	3000mm

24 V | III IP20 | CRI>90 | L80B10 >60.000 h

MacAdam Step 2 | EXCL | DIFFUSER | 110º | 110º

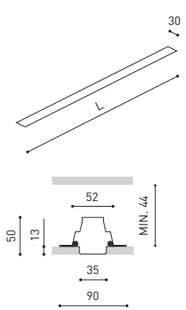

COLOUR | W □ | MATERIAL | AL | RAL » 328

RECOMMENDED FOR INSTALLATIONS WHERE THE PROFILE CAN BE INSTALLED BEFORE THE FALSE PLASTERBOARD CEILING (THICKNESS 12,5mm.) » 304

		P	CCT	Flux	LOR	L
BRIGHT LINE CORNER 90º Two Planes	A303-00-61- | W |	11,5W	3000K	1230 lm	43%	530 x 530mm
	A303-00-62- | W |	11,5W	4000K	1250 lm	43%	530 x 530mm
BRIGHT LINE HO CORNER 90º Two Planes	A304-00-61- | W |	23W	3000K	2382 lm	43%	530 x 530mm
	A304-00-62- | W |	23W	4000K	2422 lm	43%	530 x 530mm

24 V | III IP20 | CRI>90 | L80B10 >60.000 h

MacAdam Step 2 | EXCL | DIFFUSER | 110º | 110º

BRIGHT LINE CORNER
90º TWO PLANES

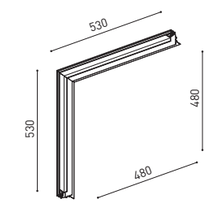

		P	CCT	Flux	LOR	L
BRIGHT LINE CORNER 90º One Plane Polarized A	A303-00-71- | W |	11,5W	3000K	1230 lm	43%	555 x 555mm
	A303-00-72- | W |	11,5W	4000K	1250 lm	43%	555 x 555mm
BRIGHT LINE HO CORNER 90º One Plane Polarized A	A304-00-71- | W |	23W	3000K	2382 lm	43%	555 x 555mm
	A304-00-72- | W |	23W	4000K	2422 lm	43%	555 x 555mm
BRIGHT LINE CORNER 90º One Plane Polarized B	A303-00-81- | W |	11,5W	3000K	1230 lm	43%	555 x 555mm
	A303-00-82- | W |	11,5W	4000K	1250 lm	43%	555 x 555mm
BRIGHT LINE HO CORNER 90º One Plane Polarized B	A304-00-81- | W |	23W	3000K	2382 lm	43%	555 x 555mm
	A304-00-82- | W |	23W	4000K	2422 lm	43%	555 x 555mm

24 V | III IP20 | CRI>90 | L80B10 >60.000 h

MacAdam Step 2 | INCL | DIFFUSER | 110º | 110º

BRIGHT LINE CORNER 90º
ONE PLANE POLARIZED A

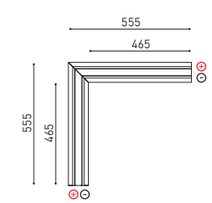

BRIGHT LINE CORNER 90º
ONE PLANE POLARIZED B

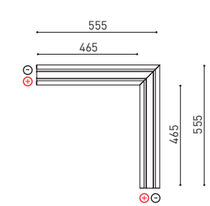

COLOUR | W □ | MATERIAL | AL | PC | RAL » 328

RECOMMENDED FOR INSTALLATIONS WHERE THE PROFILE CAN BE INSTALLED BEFORE THE FALSE PLASTERBOARD CEILING (THICKNESS 12,5mm.) » 304

CUSTOM SYSTEM

BRIGHT LINE

PRODUCT CONFIGURATOR

Configure your own custom product layout. Our tool will calculate the required drivers and accessories.

		L
BRIGHT LINE Diffuser	A303-10-01	1000mm
	A303-10-02	2000mm
	A303-10-03	3000mm

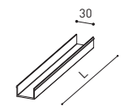

BRIGHT LINE End Caps Kit	A303-10-00- | W |

Thickness of each cover = 2 mm.

BRIGHT LINE Straight Joiner	A303-10-04

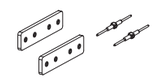

BRIGHT LINE Power Line	A303-10-05

MOUNTING ACCESSORIES

Track Fixation Kit	A219-21-06- | B |
Track Flush Ceiling Kit	A219-22-06- | B |
Track Track Clamp Kit for M6 ROD	A219-21-21- | B |
Track Suspension Kit	A219-21-10- | B |

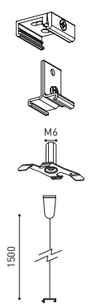

SUGGESTED MOUNTING ACCESSORIES QUANTITIES

250 mm - 1 Pcs
500 mm - 1 Pcs
1000 mm - 2 Pcs
2000 mm - 2 Pcs
3000 mm - 3 Pcs
Corner 90º One Plane - 2Pcs.
Corner 90º Two Planes - 3 Pcs - One unit (in the ceiling) and two units (in the wall) can be combined.

			P	V	Max Length	Max Length HO	D
CONSTANT VOLTAGE LED POWER SUPPLY	ON/OFF	0433-10-22	100W	24V	7000mm	3750mm	300 x 40 x 21mm
		0433-10-23	80W	24V	6250mm	3000mm	345 x 32 x 22mm
	DALI | PUSH	0433-10-24	160W	24V	7000mm	5000mm	300 x 50 x 35mm

220 240 V~ | DRIVER MUST BE PLACED ON REMOTE

» 296

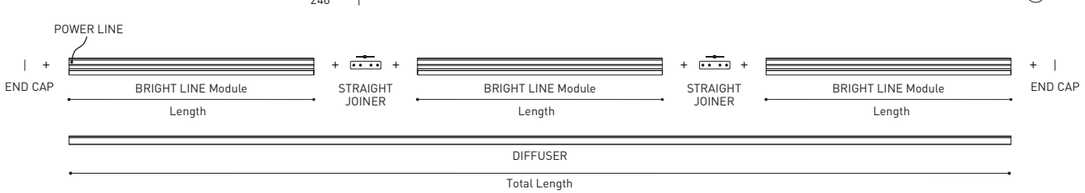

COLOUR | W ☐ | B ☐ | MATERIAL | AL | PC | RAL

» 328

RECOMMENDED FOR INSTALLATIONS WHERE THE PROFILE CAN BE INSTALLED BEFORE THE FALSE PLASTERBOARD CEILING (THICKNESS 12,5mm.)

» 304

CUSTOM SYSTEM

FIFTY + CUSTOM

Extended Family
Fifty + Surface_120
Fifty + Suspension_164

		P	CCT	I	Flux	L
FIFTY + Surface Custom 100	A443-01- ⓪ -1- | WT | NT |	15,4W	3000K	700mA	2280 lm	1000mm
	A443-01- ⓪ -2- | WT | NT |	15,4W	4000K	700mA	2400 lm	1000mm
FIFTY + Surface Custom 150	A443-02- ⓪ -1- | WT | NT |	23,1W	3000K	700mA	3420 lm	1500mm
	A443-02- ⓪ -2- | WT | NT |	23,1W	4000K	700mA	3600 lm	1500mm
FIFTY + Surface Custom 200	A443-03- ⓪ -1- | WT | NT |	30,8W	3000K	700mA	4560 lm	2000mm
	A443-03- ⓪ -2- | WT | NT |	30,8W	4000K	700mA	4800 lm	2000mm
FIFTY + Surface Custom 300	A443-04- ⓪ -1- | WT | NT |	46,2W	3000K	700mA	6840 lm	3000mm
	A443-04- ⓪ -2- | WT | NT |	46,2W	4000K	700mA	7200 lm	3000mm
FIFTY + Surface Custom Corner	A443-05- ⓪ -1- | WT | NT |	15,4W	3000K	700mA	2280 lm	525 x 525mm
	A443-05- ⓪ -2- | WT | NT |	15,4W	4000K	700mA	2400 lm	525 x 525mm
FIFTY + HO Surface Custom 100	A443-11- ⓪ -1- | WT | NT |	23,6W	3000K	1050mA	3260 lm	1000mm
	A443-11- ⓪ -2- | WT | NT |	23,6W	4000K	1050mA	3440 lm	1000mm
FIFTY + HO Surface Custom 150	A443-12- ⓪ -1- | WT | NT |	35,4W	3000K	1050mA	4890 lm	1500mm
	A443-12- ⓪ -2- | WT | NT |	35,4W	4000K	1050mA	5160 lm	1500mm
FIFTY + HO Surface Custom 200	A443-13- ⓪ -1- | WT | NT |	47,2W	3000K	1050mA	6520 lm	2000mm
	A443-13- ⓪ -2- | WT | NT |	47,2W	4000K	1050mA	6880 lm	2000mm
FIFTY + HO Surface Custom 300	A443-14- ⓪ -1- | WT | NT |	70,8W	3000K	1050mA	9780 lm	3000mm
	A443-14- ⓪ -2- | WT | NT |	70,8W	4000K	1050mA	10320 lm	3000mm
FIFTY + HO Surface Custom Corner	A443-15- ⓪ -1- | WT | NT |	23,6W	3000K	1050mA	3260 lm	525 x 525mm
	A443-15- ⓪ -2- | WT | NT |	23,6W	4000K	1050mA	3440 lm	525 x 525mm

⓪	*OPTIONS
1	No DIM
2	DIM DALI
3	DIM Push

220 240 V~ | IP20 | CRI>90 | L80B10 > 60.000 h

MacAdam Step 2 | OPTIONS* | EXCL | DIFFUSER | FAST | CONNEC | INCL | *UGR <19 | 104º *UGR 62º

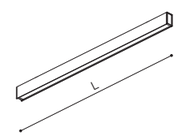

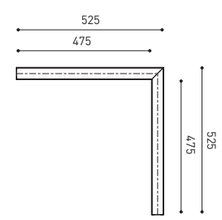

ACCESSORIES

FIFTY + Diffuser (x meter)	LOR
A447-00-00	70%

Max length 30 m.

FIFTY + UGR Diffuser (x meter)*	LOR
A447-00-10	47%

Max length 30 m.

FIFTY + End Caps Kit
A447-00-20- | WT | NT |

FIFTY + Straight Joiner
A447-00-30

FIFTY + Power Line
A443-00-00

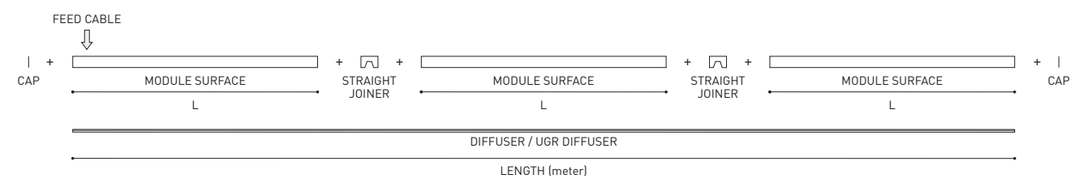

COLOUR | WT ☐ | NT ■ | MATERIAL | AL | PC | RAL

» 328

» 304

FIFTY + CUSTOM

		P	CCT	I	Flux	L
FIFTY + Suspension Custom 100	A444-01- ⓪ -1- | WT | NT |	15,4W	3000K	700mA	2280 lm	1000mm
	A444-01- ⓪ -2- | WT | NT |	15,4W	4000K	700mA	2400 lm	1000mm
FIFTY + Suspension Custom 150	A444-02- ⓪ -1- | WT | NT |	23,1W	3000K	700mA	3420 lm	1500mm
	A444-02- ⓪ -2- | WT | NT |	23,1W	4000K	700mA	3600 lm	1500mm
FIFTY + Suspension Custom 200	A444-03- ⓪ -1- | WT | NT |	30,8W	3000K	700mA	4560 lm	2000mm
	A444-03- ⓪ -2- | WT | NT |	30,8W	4000K	700mA	4800 lm	2000mm
FIFTY + Suspension Custom 300	A444-04- ⓪ -1- | WT | NT |	46,2W	3000K	700mA	6840 lm	3000mm
	A444-04- ⓪ -2- | WT | NT |	46,2W	4000K	700mA	7200 lm	3000mm
FIFTY + Suspension Custom Corner	A444-05- ⓪ -1- | WT | NT |	15,4W	3000K	700mA	2280 lm	525 x 525mm
	A444-05- ⓪ -2- | WT | NT |	15,4W	4000K	700mA	2400 lm	525 x 525mm
FIFTY + HO Suspension Custom 100	A444-11- ⓪ -1- | WT | NT |	23,6W	3000K	1050mA	3260 lm	1000mm
	A444-11- ⓪ -2- | WT | NT |	23,6W	4000K	1050mA	3440 lm	1000mm
FIFTY + HO Suspension Custom 150	A444-12- ⓪ -1- | WT | NT |	35,4W	3000K	1050mA	4890 lm	1500mm
	A444-12- ⓪ -2- | WT | NT |	35,4W	4000K	1050mA	5160 lm	1500mm
FIFTY + HO Suspension Custom 200	A444-13- ⓪ -1- | WT | NT |	47,2W	3000K	1050mA	6520 lm	2000mm
	A444-13- ⓪ -2- | WT | NT |	47,2W	4000K	1050mA	6880 lm	2000mm
FIFTY + HO Suspension Custom 300	A444-14- ⓪ -1- | WT | NT |	70,8W	3000K	1050mA	9780 lm	3000mm
	A444-14- ⓪ -2- | WT | NT |	70,8W	4000K	1050mA	10320 lm	3000mm
FIFTY + HO Suspension Custom Corner	A444-15- ⓪ -1- | WT | NT |	23,6W	3000K	1050mA	3260 lm	525 x 525mm
	A444-15- ⓪ -2- | WT | NT |	23,6W	4000K	1050mA	3440 lm	525 x 525mm

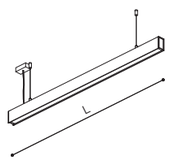

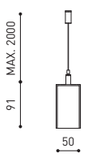

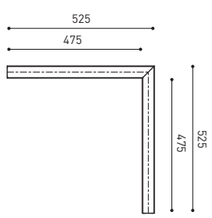

220 240 V~ | IP20 | CRI>90 | L80B10 >60.000 h

MacAdam Step 2 | OPTIONS* | 2 m | FAST | EXCL | DIFFUSER | FAST | CONNEC | INCL | *UGR <19 | 104° *UGR 62°

⓪	*OPTIONS
1	No DIM
2	DIM DALI
3	DIM Push

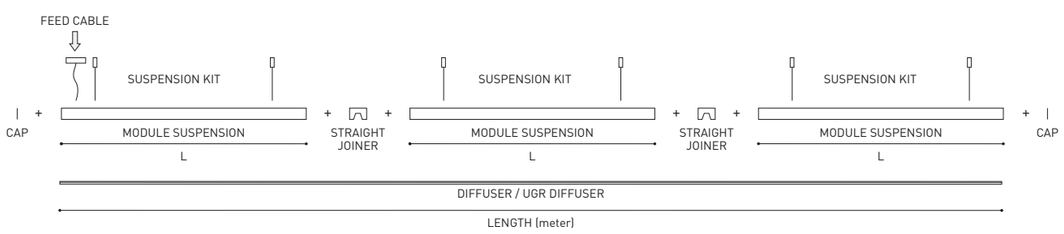

COLOUR | WT ☐ | NT ■ | MATERIAL | AL | PC | RAL ⓘ » 328

» 304

PRODUCT CONFIGURATOR

Configure your own custom product layout. Our tool will calculate the required drivers and accessories.

ACCESSORIES

FIFTY + Diffuser (x meter)	LOR
A447-00-00	70%

Max length 30 m.

FIFTY + UGR Diffuser (x meter)*	LOR
A447-00-10	47%

Max length 30 m.

FIFTY + End Caps Kit

A447-00-20- | WT | NT |

FIFTY + Straight Joiner

A447-00-30

FIFTY + Suspension Power Line

A444-00-00- | WT | NT | NO DIM

A444-00-10- | WT | NT | DIM

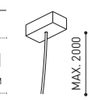

FIFTY + Suspension Kit

A444-00-20- | WT | NT |

At least 2 units needed.
Extra unit each 100 cm. required

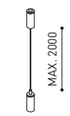

OPTIONAL ACCESSORIES

WIRE TRIMLESS Accessories

FEED

Mains Trimless — NO DIM

A023-00-01- | W | N |

Mains Thick Trimless — DIM

A023-00-02- | W | N |

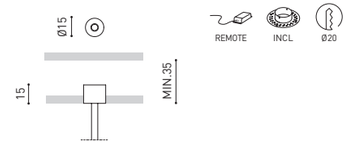

FASTENING

Steel Cable Trimless**

A023-00-05- | W | N |

TRIMLESS TOOL D20 X D52mm A478-00-01

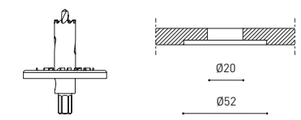

MAINS TRIMLESS

MAINS THICK TRIMLESS



STEEL CABLE TRIMLESS

COLOUR | WT ☐ | NT ■ | W ☐ | N ■ | MATERIAL | AL | PC | RAL ⓘ » 328

** AS MANY PIECES AS NEEDED ACCORDING TO YOUR PRODUCT

» 304

OUTDOOR

272 Rec Outdoor
274 Slim
275 Yoru Spike
276 Skip
277 Flash
278 Step
281 Dark

REC OUTDOOR

		P	CCT	I	Flux	LOR
REC Outdoor	A516-00-10- | WT | GT | OX |	6,8W	2700K	500mA	975 lm	54%
	A516-00-11- | WT | GT | OX |	6,8W	3000K	500mA	1000 lm	54%

220 240 V~ | IP65 | CRI>90 | L80B10 >60.000 h

OUTDOOR | MacAdam Step 2 | INCL | 114° | 114°

		P	CCT	Flux	LOR
REC Outdoor	A516-00-20- | WT | GT | OX |	6,8W	2700K	975 lm	54%
	A516-00-21- | WT | GT | OX |	6,8W	3000K	1000 lm	54%

48 V | III | IP65 | CRI>90 | L80B10 >60.000 h

OUTDOOR | MacAdam Step 2 | DALI | 114° | 114°

		P	V
CONSTANT VOLTAGE LED POWER SUPPLY	0434-01-62	150W	48V

220 240 V~ | IP20 | DRIVER MUST BE PLACED ON REMOTE

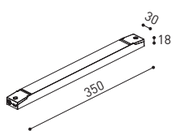

DROP VOLTAGE TABLE

POWER (W)	CABLE SECTION (mm²)	CABLE LENGTH (m) <25	<50	<75	<100
150	0,75	√	√	X	X
	1,0	√	√	√	X
	1,5	√	√	√	√

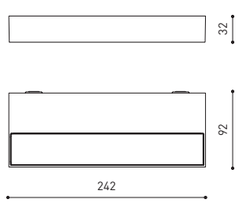

COLOUR | WT □ | GT ■ | OX ■ | MATERIAL | AL | PC | RAL » 328

COLOURS MAY AFFECT THE LIGHTING PARAMETERS » 304

		P	CCT	I	Flux	LOR
REC Outdoor Double	A517-00-10- | WT | GT | OX |	12W	2700K	900mA	1765 lm	58%
	A517-00-11- | WT | GT | OX |	12W	3000K	900mA	1810 lm	58%

220 240 V~ | IP65 | CRI>90 | L80B10 >60.000 h

OUTDOOR | MacAdam Step 2 | INCL | 114°

		P	CCT	Flux	LOR
REC Outdoor Double	A517-00-20- | WT | GT | OX |	12W	2700K	1765 lm	58%
	A517-00-21- | WT | GT | OX |	12W	3000K	1810 lm	58%

48 V | III | IP65 | CRI>90 | L80B10 >60.000 h

OUTDOOR | MacAdam Step 2 | DALI | 114°

		P	V
CONSTANT VOLTAGE LED POWER SUPPLY	0434-01-62	150W	48V

220 240 V~ | IP20 | DRIVER MUST BE PLACED ON REMOTE

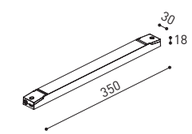

DROP VOLTAGE TABLE

POWER (W)	CABLE SECTION (mm²)	CABLE LENGTH (m) <25	<50	<75	<100
150	0,75	√	√	X	X
	1,0	√	√	√	X
	1,5	√	√	√	√

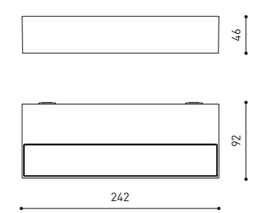

COLOUR | WT □ | GT ■ | OX ■ | MATERIAL | AL | PC | RAL » 328

COLOURS MAY AFFECT THE LIGHTING PARAMETERS » 304

SLIM

N

		P	CCT	I	Flux	LOR
SLIM	A515-00-10- | WT | GT | OX |	6,8W	2700K	500mA	975 lm	40%
	A515-00-11- | WT | GT | OX |	6,8W	3000K	500mA	1000 lm	40%

220 240 V~ | IP65 | CRI>90 | L80B10 >60.000 h

OUTDOOR | MacAdam Step 2 | INCL | 254 X 122 | 75º

		P	CCT	Flux	LOR
SLIM	A515-00-20- | WT | GT | OX |	6,8W	2700K	975 lm	40%
	A515-00-21- | WT | GT | OX |	6,8W	3000K	1000 lm	40%

48 V | IP65 | CRI>90 | L80B10 >60.000 h

OUTDOOR | MacAdam Step 2 | DALI | 254 X 122 | 75º

		P	V
CONSTANT VOLTAGE LED POWER SUPPLY	0434-01-62	150W	48V

220 240 V~ | IP20 | DRIVER MUST BE PLACED ON REMOTE

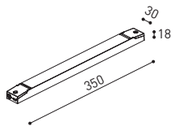

DROP VOLTAGE TABLE

POWER (W)	CABLE SECTION (mm²)	CABLE LENGTH (m) <25	<50	<75	<100
150	0,75	√	√	X	X
	1,0	√	√	√	X
	1,5	√	√	√	√

OPTIONAL ACCESSORY

SLIM Concrete Box Accessory	A515-90-00

Only needed when installed in concrete walls.

Boxes can be ordered in advance, in order to place the housings in the wall before the final Slim installation.

270 X 140

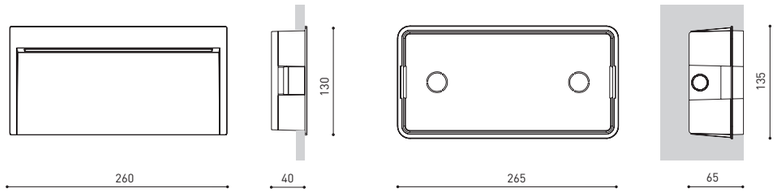

COLOUR | WT □ | GT ■ | OX ■ | MATERIAL | AL | PC | RAL » 328

COLOURS MAY AFFECT THE LIGHTING PARAMETERS » 304

YORU SPIKE

Extended Family
Yoru_176

		P	CCT	Flux	LOR
YORU Spike 24V	A475- -0 - 00- | WT | NT | OX |	3W	2700K	400 lm	84%
	A475- -0 - 01- | WT | NT | OX |	3W	3000K	410 lm	84%

24 V | IP65 | CRI>90 | L80B10 >60.000 h

OUTDOOR | MacAdam Step 2 | OPTIONS* | 100º

	TOTAL HEIGHT - H
1	400 mm
2	500 mm

OPTIONAL ACCESSORY

Connector IP67	0434-01-67- | N |
Connector IP67 T-Shape	0434-01-68- | N |

For cable Ø3,5-7,5mm, section <1,5mm²

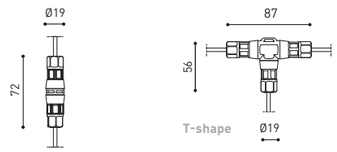

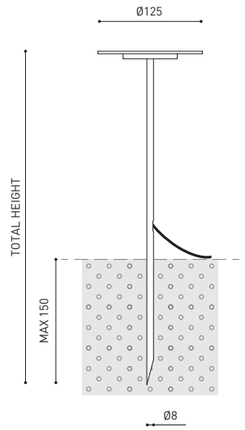

			P	V	D (A x B x C)
YORU Spike 24V Remote Power Supply	NO DIM	0434-01-37	60W	24V	180 x 52 x 30mm
		0433-10-22	100W	24V	295 x 43 x 30mm

220 240 V~ | IP20

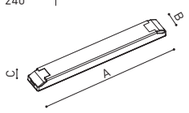

YORU Spike 24V * Remote Constant Voltage Dimmer		0433-01-32	DALI / Push	24V	181 x 42 x 20mm
		0433-01-35	CASAMBI	24V	72,6 x 30 x 18mm
		0434-01-64	WIFI	24V	105 x 44 x 23mm

24 V | IP20

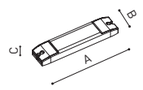

DROP VOLTAGE TABLE

POWER (W)	CABLE SECTION (mm²)	CABLE LENGTH (m) <25	<50	<75	<100
60	0,75	√	√	X	X
	1,5	√	√	√	√
100	0,75	√	X	X	X
	1,5	√	√	√	X

COLOUR | WT □ | NT ■ | OX ■ | MATERIAL | INOX AISI 304 | AL | PC | RAL » 328

» 304

OUTDOOR

SKIP



		P	CCT	BEAM	I	Flux	LOR
SKIP	A497-01 - 10- | GT | OX |	5,5W	2700K	19°	500mA	620 lm	87%
	A497-01 - 11- | GT | OX |	5,5W	3000K	19°	500mA	660 lm	87%
	A497-01 - 20- | GT | OX |	5,5W	2700K	29°	500mA	620 lm	91%
	A497-01 - 21- | GT | OX |	5,5W	3000K	29°	500mA	660 lm	91%
	A497-01 - 30- | GT | OX |	5,5W	2700K	35°	500mA	620 lm	89%
	A497-01 - 31- | GT | OX |	5,5W	3000K	35°	500mA	660 lm	89%

220 240 V~ | IP65 | CRI>90 | L90B10 > 108.000 h

OUTDOOR | MacAdam Step 2 | INCL | 360° | 360° | 19°/ 29°/ 35°

		P	CCT	BEAM	Flux	LOR
SKIP	A497-02 - 10- | GT | OX |	5,5W	2700K	19°	620 lm	87%
	A497-02 - 11- | GT | OX |	5,5W	3000K	19°	660 lm	87%
	A497-02 - 20- | GT | OX |	5,5W	2700K	29°	620 lm	91%
	A497-02 - 21- | GT | OX |	5,5W	3000K	29°	660 lm	91%
	A497-02 - 30- | GT | OX |	5,5W	2700K	35°	620 lm	89%
	A497-02 - 31- | GT | OX |	5,5W	3000K	35°	660 lm	89%

48 V | III | IP65 | CRI>90 | L90B10 > 108.000 h

OUTDOOR | MacAdam Step 2 | DALI | 360° | 360° | 19°/ 29°/ 35°

		P	V
CONSTANT VOLTAGE LED POWER SUPPLY	0434-01-62	150W	48V

220 240 V~ | IP20 | DRIVER MUST BE PLACED ON REMOTE

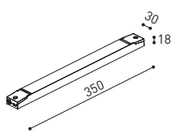

DROP VOLTAGE TABLE

POWER (W)	CABLE SECTION (mm²)	CABLE LENGTH (m) <25	<50	<75	<100
150	0,75	√	√	X	X
	1,0	√	√	√	X
	1,5	√	√	√	√

OPTIONAL ACCESSORIES

Connector IP67 No DIM	0434-01-81- | N |	For cable Ø4,5-7,5mm, section ≤1,5mm²
Connector IP67 No DIM T-Shape	0434-01-82- | N |	
Connector IP67 DIM DALI	0434-01-83- | N |	For cable Ø5,5-7,5mm, section ≤1,0mm²
Connector IP67 DIM DALI T-Shape	0434-01-84- | N |	

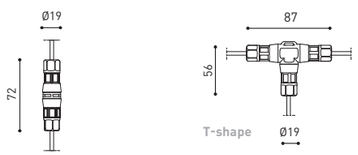

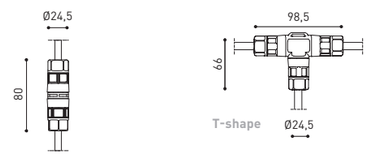

SKIP Anti-glare Screen A497-00 - 00- | GT | OX |

AFFECTS THE LIGHTING PARAMETERS

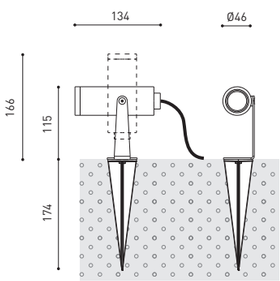

COLOUR | GT ■ | OX ■ | MATERIAL | AL | GL-TRANS | PC | RAL » 328

OTHER CCT PLEASE CONSULT » 304

FLASH

N

		CCT	Beam	LOR
FLASH	A529-00-00- | GT | OX |	2700K	37°	81%
	A529-00-01- | GT | OX |	3000K	37°	81%

III | IP65 | CRI>90 | L90B10 > 60.000 h

OUTDOOR | MacAdam Step 3 | EXCL* | 360° | 90° | 37°

*DRIVER OPTIONS		P	I	CCT	Flux
FLASH 1	0434-00-40 1 to 4 Flash	5,7W	700mA	2700K	715 lm
				3000K	730 lm
FLASH 2	0434-00-41 1 to 4 Flash	8,7W	1050mA	2700K	1040 lm
	DALI 0434-01-26 1 to 6 Flash			3000K	1070 lm

220 240 V~ | IP20 | DRIVER MUST BE PLACED ON REMOTE » 296

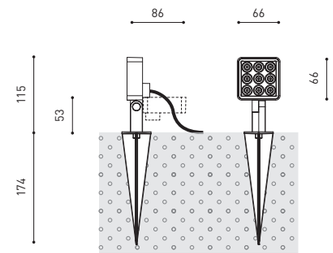

OPTIONAL ACCESSORY

Connector IP67

0434-01-66- | N |

For cable Ø4,5-6,5mm, section ≤1,5mm²

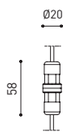

COLOUR | GT ■ | OX ■ | MATERIAL | AL | GL-TRANS | ABS+PC | RAL » 328

» 304

STEP



		CCT	LOR
STEP XS	A393-00-00- | NX | W | N | OX |	2700K	7%
OUTDOOR	A393-00-01- | NX | W | N | OX |	3000K	7%
	A393-00-02- | NX | W | N | OX |	4000K	7%

III **IP**65 | **IK**10 | CRI>90 | L90B10 > 102.000 h

MacAdam Step 3 | EXCL* | Ø22 | 110º



		CCT	LOR
STEP S	A392-00-00- | NX | W | N | OX |	2700K	10%
OUTDOOR	A392-00-01- | NX | W | N | OX |	3000K	10%
	A392-00-02- | NX | W | N | OX |	4000K	10%

III **IP**65 | **IK**06 | CRI>90 | L90B10 > 102.000 h

MacAdam Step 3 | EXCL* | Ø32 | 112º



*DRIVER OPTIONS		P	I	CCT	Flux
0434-00-39	1 to 12 Steps XS	1W	350mA	2700K	100 lm
				3000K	120 lm
				4000K	130 lm
	1 to 12 Steps S	1W	350mA	2700K	100 lm
				3000K	120 lm
NO DIM | **IP**20				4000K	130 lm

220 240 V~ | DRIVER MUST BE PLACED ON REMOTE | OTHER DIM OPTIONS PLEASE CONSULT » 296

STEP XS

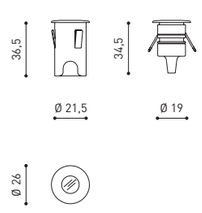

STEP S

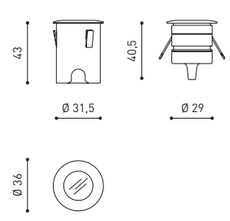

COLOUR | NX | W | N | OX | MATERIAL | INOX AISI 304 | AL | PMMA | RAL » 328

» 304



		CCT	LOR
STEP	A275-00-00- | NX | W | N | OX |	2700K	15%
	A275-00-01- | NX | W | N | OX |	3000K	15%
OUTDOOR	A275-00-02- | NX | W | N | OX |	4000K	15%
	A275-00-03- | NX | W | N | OX |	blue	1%

III **IP**67 | **IK**08 | CRI>90 | L90B10 > 102.000 h

MacAdam Step 3 | 5000 N | 40º C | EXCL* | Ø41 | 96º

*DRIVER OPTIONS		P	I	CCT	Flux
0434-00-39	1 to 12 Steps	1W	350mA	2700K	100 lm
				3000K	120 lm
				4000K	130 lm
NO DIM | **IP**20				blue	130 lm

220 240 V~ | DRIVER MUST BE PLACED ON REMOTE | OTHER DIM OPTIONS PLEASE CONSULT » 296

OPTIONAL ACCESSORY

Connector IP67	0434-01-66- | N |

For cable Ø4,5-6,5mm, section <1,5mm²

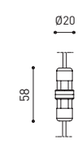

STEP

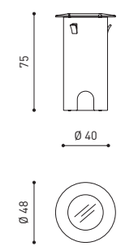

COLOUR | NX | W | N | OX | MATERIAL | INOX AISI 304 | AL | PMMA | RAL » 328

» 304



DARK

		CCT	Beam	LOR
DARK	A274-00-10- | NX | N | OX |	2700K	19°	80%
	A274-00-11- | NX | N | OX |	3000K	19°	80%
	A274-00-12- | NX | N | OX |	4000K	19°	80%
	A274-00-20- | NX | N | OX |	2700K	40°	83%
	A274-00-21- | NX | N | OX |	3000K	40°	83%
OUTDOOR	A274-00-22- | NX | N | OX |	4000K	40°	83%

III | IP67 | IK08 | CRI>90 | L90B10 > 102.000 h

MacAdam Step 3 | OPTIONS** | 5000 N | 40° C | EXCL* | Ø52 | 19° / 40°

		CCT	Beam	LOR
DARK Honeycomb	A513-00-10- | NX | N | OX |	2700K	17°	54%
	A513-00-11- | NX | N | OX |	3000K	17°	54%
	A513-00-12- | NX | N | OX |	4000K	17°	54%
	A513-00-20- | NX | N | OX |	2700K	30°	53%
	A513-00-21- | NX | N | OX |	3000K	30°	53%
OUTDOOR	A513-00-22- | NX | N | OX |	4000K	30°	53%

III | IP67 | IK08 | CRI>90 | L90B10 > 102.000 h

MacAdam Step 3 | OPTIONS** | 5000 N | 40° C | EXCL* | Ø52 | 17° / 30°

*DRIVER OPTIONS	P	I	CCT	Flux
0434-00-39 1 to 12 Darks	1W	350mA	2700K	100 lm
			3000K	120 lm
NO DIM | IP20			4000K	130 lm
0434-00-40 1 to 12 Darks	2,1W	700mA	2700K	180 lm
			3000K	200 lm
NO DIM | IP20			4000K	240 lm
0434-00-41 1 to 11 Darks	3,2W	1050mA	2700K	250 lm
			3000K	280 lm
NO DIM | IP20			4000K	325 lm

220 240 V~ | ** OTHER DIM OPTIONS PLEASE CONSULT

» 296

OPTIONAL ACCESSORY

Connector IP67

0434-01-66- | **N** |

For cable Ø4,5-6,5mm, section ≤1,5mm²

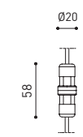

DARK &
DARK HONEYCOMB

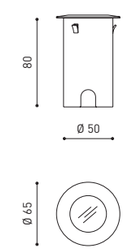

COLOUR | NX | N | OX | MATERIAL | INOX AISI 304 | AL | GL-TRANS | RAL

» 328

» 304

DARK

		CCT	LOR
DARK **M**	A301-00-10- | NX | N | OX |	2700K	75%
OUTDOOR	A301-00-11- | NX | N | OX |	3000K	75%
	A301-00-12- | NX | N | OX |	4000K	75%

III **IP**67 | **IK**08 | CRI>90 | L90B10 > 55.000 h

MacAdam Step 2 | OPTIONS** | 7000 N | 80º C | EXCL* | Ø92 | 38º

		CCT	LOR
DARK **M Honeycomb**	A514-00-10- | NX | N | OX |	2700K	53%
OUTDOOR	A514-00-11- | NX | N | OX |	3000K	53%
	A514-00-12- | NX | N | OX |	4000K	53%

III **IP**67 | **IK**08 | CRI>90 | L90B10 > 55.000 h

MacAdam Step 2 | OPTIONS** | 7000 N | 68º C | EXCL* | Ø92 | 34º

*DRIVER OPTIONS	P	I	CCT	Flux
0434-00-36 1 Dark M	4,6W	140mA	2700K	640 lm
			3000K	665 lm
NO DIM | **IP**20			4000K	675 lm
0434-00-37 1 Dark M	6,7W	200mA	2700K	865 lm
			3000K	900 lm
NO DIM | **IP**20			4000K	915 lm
0434-00-38 1 Dark M	10,5W	300mA	2700K	1220 lm
			3000K	1265 lm
NO DIM | **IP**20			4000K	1290 lm

220 240 V~ | DRIVER MUST BE PLACED ON REMOTE
** PHASE CUT & OTHER DIM OPTIONS PLEASE CONSULT

» 296

OPTIONAL ACCESSORY

Connector IP67

0434-01-66- | **N** |

For cable Ø4,5-6,5mm, section <1,5mm²

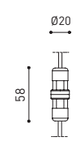

DARK M &
DARK M HONEYCOMB

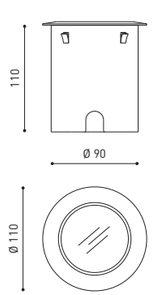

COLOUR | NX | N | OX | MATERIAL | INOX AISI 304 | AL | GL-TRANS | RAL » 328

» 304

		CCT	LOR
DARK **M Asymmetric**	A440-00-10- | NX | N | OX |	2700K	75%
OUTDOOR	A440-00-11- | NX | N | OX |	3000K	75%
	A440-00-12- | NX | N | OX |	4000K	75%

III **IP**67 | **IK**08 | CRI>90 | L90B10 > 55.000 h

MacAdam Step 2 | OPTIONS** | 7000 N | 80º C | EXCL* | Ø92 | 38º

N

		CCT	LOR
DARK **M Wall Washer**	A521-00-10- | NX | N | OX |	2700K	37%
OUTDOOR	A521-00-11- | NX | N | OX |	3000K	37%
	A521-00-12- | NX | N | OX |	4000K	37%

III **IP**67 | **IK**08 | CRI>90 | L90B10 > 55.000 h

MacAdam Step 2 | OPTIONS** | 7000 N | 68º C | EXCL* | Ø92

*DRIVER OPTIONS	P	I	CCT	Flux
0434-00-36 1 Dark M	4,6W	140mA	2700K	640 lm
			3000K	665 lm
NO DIM | **IP**20			4000K	675 lm
0434-00-37 1 Dark M	6,7W	200mA	2700K	865 lm
			3000K	900 lm
NO DIM | **IP**20			4000K	915 lm
0434-00-38 1 Dark M	10,5W	300mA	2700K	1220 lm
			3000K	1265 lm
NO DIM | **IP**20			4000K	1290 lm

220 240 V~ | DRIVER MUST BE PLACED ON REMOTE
** PHASE CUT & OTHER DIM OPTIONS PLEASE CONSULT

» 296

OPTIONAL ACCESSORY

Connector IP67

0434-01-66- | **N** |

For cable Ø4,5-6,5mm, section <1,5mm²

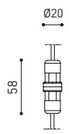

DARK M ASYMMETRIC

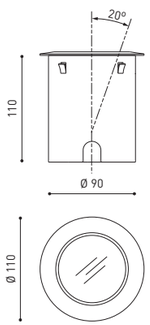

DARK M WALL WASHER

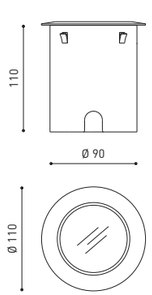

COLOUR | NX | N | OX | MATERIAL | INOX AISI 304 | AL | GL-TRANS | RAL » 328

» 304

DARK

N

		P	CCT	Flux	LOR
DARK **M1 48V**	A522-01 - 10- | NX | N | OX |	4,6W	2700K	640 lm	75%
	A522-01 - 11- | NX | N | OX |	4,6W	3000K	665 lm	75%
	A522-01 - 12- | NX | N | OX |	4,6W	4000K	675 lm	75%
DARK **M2 48V**	A522-02 - 10- | NX | N | OX |	6,7W	2700K	865 lm	75%
	A522-02 - 11- | NX | N | OX |	6,7W	3000K	900 lm	75%
	A522-02 - 12- | NX | N | OX |	6,7W	4000K	915 lm	75%
DARK **M3 48V**	A522-03 - 10- | NX | N | OX |	10,5W	2700K	1220 lm	75%
	A522-03 - 11- | NX | N | OX |	10,5W	3000K	1265 lm	75%
	A522-03 - 12- | NX | N | OX |	10,5W	4000K	1290 lm	75%

48 V | III **IP**67 | **IK**08 | CRI>90 | L90B10 > 55.000 h | OUTDOOR | MacAdam Step 2 | OPTIONS* | 7000 N | 80° C | Ø92 | 38°

N

		P	CCT	Flux	LOR
DARK **M1 48V** Honeycomb	A523-01 - 10- | NX | N | OX |	4,6W	2700K	640 lm	53%
	A523-01 - 11- | NX | N | OX |	4,6W	3000K	665 lm	53%
	A523-01 - 12- | NX | N | OX |	4,6W	4000K	675 lm	53%
DARK **M2 48V** Honeycomb	A523-02 - 10- | NX | N | OX |	6,7W	2700K	865 lm	53%
	A523-02 - 11- | NX | N | OX |	6,7W	3000K	900 lm	53%
	A523-02 - 12- | NX | N | OX |	6,7W	4000K	915 lm	53%
DARK **M3 48V** Honeycomb	A523-03 - 10- | NX | N | OX |	10,5W	2700K	1220 lm	53%
	A523-03 - 11- | NX | N | OX |	10,5W	3000K	1265 lm	53%
	A523-03 - 12- | NX | N | OX |	10,5W	4000K	1290 lm	53%

48 V | III **IP**67 | **IK**08 | CRI>90 | L90B10 > 55.000 h | OUTDOOR | MacAdam Step 2 | OPTIONS* | 7000 N | 68° C | Ø92 | 34°

OPTIONAL ACCESSORIES

Connector IP67

0434-01-66- | **N** |

For cable Ø4,5-6,5mm, section ≤1,5mm²

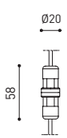

Connector IP67 T-Shape

0434-01-75- | **N** |

For cable Ø3,5-5,5mm, section ≤1,5mm²

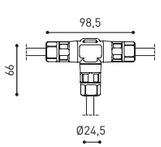

		P	D (A x B x C)
48V Power Supply	**0434-01-62**	150W	350 x 30 x 18mm

220 240 V~ | **IP**20 | DRIVER MUST BE PLACED ON REMOTE

***Remote Constant Voltage Dimmer**	**0433-01-32**	DALI / Push	181 x 42 x 20mm
	0434-01-64	WIFI	105 x 44 x 23mm

48 V | **IP**20 | DIMMER MUST BE PLACED ON REMOTE

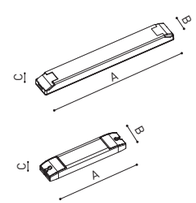

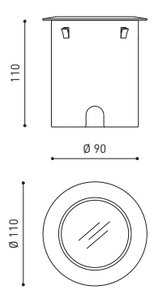

DARK M & DARK M HONEYCOMB

DROP VOLTAGE TABLE

POWER (W)	**CABLE SECTION** (mm²)	**CABLE LENGTH** (m) <25	<50	<75
150	0,75	√	X	X
	1,0	√	√	X
	1,5	√	√	√

COLOUR | NX | N | OX | MATERIAL | INOX AISI 304 | AL | GL-TRANS | RAL » 328

» 304

N

		P	CCT	Flux	LOR
DARK **M1 48V** Asymmetric	A524-01 - 10- | NX | N | OX |	4,6W	2700K	640 lm	75%
	A524-01 - 11- | NX | N | OX |	4,6W	3000K	665 lm	75%
	A524-01 - 12- | NX | N | OX |	4,6W	4000K	675 lm	75%
DARK **M2 48V** Asymmetric	A524-02 - 10- | NX | N | OX |	6,7W	2700K	865 lm	75%
	A524-02 - 11- | NX | N | OX |	6,7W	3000K	900 lm	75%
	A524-02 - 12- | NX | N | OX |	6,7W	4000K	915 lm	75%
DARK **M3 48V** Asymmetric	A524-03 - 10- | NX | N | OX |	10,5W	2700K	1220 lm	75%
	A524-03 - 11- | NX | N | OX |	10,5W	3000K	1265 lm	75%
	A524-03 - 12- | NX | N | OX |	10,5W	4000K	1290 lm	75%

48 V | III **IP**67 | **IK**08 | CRI>90 | L90B10 > 55.000 h | OUTDOOR | MacAdam Step 2 | OPTIONS* | 7000 N | 80° C | Ø92 | 38°

N

		P	CCT	Flux	LOR
DARK **M1 48V** Wall Washer	A525-01 - 10- | NX | N | OX |	4,6W	2700K	640 lm	37%
	A525-01 - 11- | NX | N | OX |	4,6W	3000K	665 lm	37%
	A525-01 - 12- | NX | N | OX |	4,6W	4000K	675 lm	37%
DARK **M2 48V** Wall Washer	A525-02 - 10- | NX | N | OX |	6,7W	2700K	865 lm	37%
	A525-02 - 11- | NX | N | OX |	6,7W	3000K	900 lm	37%
	A525-02 - 12- | NX | N | OX |	6,7W	4000K	915 lm	37%
DARK **M3 48V** Wall Washer	A525-03 - 10- | NX | N | OX |	10,5W	2700K	1220 lm	37%
	A525-03 - 11- | NX | N | OX |	10,5W	3000K	1265 lm	37%
	A525-03 - 12- | NX | N | OX |	10,5W	4000K	1290 lm	37%

48 V | III **IP**67 | **IK**08 | CRI>90 | L90B10 > 55.000 h | OUTDOOR | MacAdam Step 2 | OPTIONS* | 7000 N | 68° C | Ø92

OPTIONAL ACCESSORIES

Connector IP67

0434-01-66- | **N** |

For cable Ø4,5-6,5mm, section ≤1,5mm²

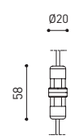

Connector IP67 T-Shape

0434-01-75- | **N** |

For cable Ø3,5-5,5mm, section ≤1,5mm²

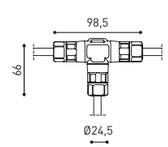

		P	D (A x B x C)
48V Power Supply	**0434-01-62**	150W	350 x 30 x 18mm

220 240 V~ | **IP**20 | DRIVER MUST BE PLACED ON REMOTE

***Remote Constant Voltage Dimmer**	**0433-01-32**	DALI / Push	181 x 42 x 20mm
	0434-01-64	WIFI	105 x 44 x 23mm

48 V | **IP**20 | DIMMER MUST BE PLACED ON REMOTE

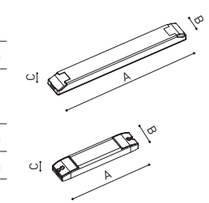

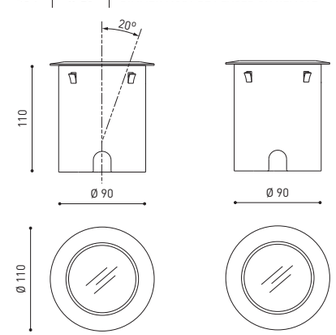

DARK M ASYMMETRIC DARK M WALL WASHER

DROP VOLTAGE TABLE

POWER (W)	**CABLE SECTION** (mm²)	**CABLE LENGTH** (m) <25	<50	<75
150	0,75	√	X	X
	1,0	√	√	X
	1,5	√	√	√

COLOUR | NX | N | OX | MATERIAL | INOX AISI 304 | AL | GL-TRANS | RAL » 328

» 304

ACCESSORIES

288 Lark-111
289 Lark
289 Basic
291 Trimless Tool
293 Wire Trimless
296 Drivers
302 IP Accessories
304 Ark-Control
311 Technical Info
318 Glossary
328 Colours
330 Simbols Glossary
332 Reference Index
334 Product Index

LARK-111

		P	CCT	Beam	I	Flux	Flux Out	LOR
Lark-111	A25 -10-10- | W | N |	6,5W	2700K	19º	200mA	900 lm	828 lm	92%
	A25 -10-11- | W | N |	6,5W	3000K	19º	200mA	940 lm	865 lm	92%
	A25 -10-12- | W | N |	6,5W	4000K	19º	200mA	950 lm	874 lm	92%
	A25 -10-20- | W | N |	6,5W	2700K	40º	200mA	900 lm	774 lm	86%
	A25 -10-21- | W | N |	6,5W	3000K	40º	200mA	940 lm	808 lm	86%
PHASE CUT *	A25 -10-22- | W | N |	6,5W	4000K	40º	200mA	950 lm	817 lm	86%
	A25 -20-10- | W | N |	12W	2700K	19º	350mA	1440 lm	1325 lm	92%
	A25 -20-11- | W | N |	12W	3000K	19º	350mA	1500 lm	1380 lm	92%
	A25 -20-12- | W | N |	12W	4000K	19º	350mA	1520 lm	1398 lm	92%
	A25 -20-20- | W | N |	12W	2700K	40º	350mA	1440 lm	1238 lm	86%
	A25 -20-21- | W | N |	12W	3000K	40º	350mA	1500 lm	1290 lm	86%
PHASE CUT *	A25 -20-22- | W | N |	12W	4000K	40º	350mA	1520 lm	1307 lm	86%
	A25 -21-10- | W | N |	12W	2700K	19º	350mA	1440 lm	1325 lm	92%
	A25 -21-11- | W | N |	12W	3000K	19º	350mA	1500 lm	1380 lm	92%
	A25 -21-12- | W | N |	12W	4000K	19º	350mA	1520 lm	1398 lm	92%
	A25 -21-20- | W | N |	12W	2700K	40º	350mA	1440 lm	1238 lm	86%
	A25 -21-21- | W | N |	12W	3000K	40º	350mA	1500 lm	1290 lm	86%
DALI | PUSH *	A25 -21-22- | W | N |	12W	4000K	40º	350mA	1520 lm	1307 lm	86%

220 240 V~ | CRI>90 | L90B10 > 55.000 h

MacAdam Step 2 | FAST | CONNEC | INCL | 19º / 40º

* OTHER DIM OPTIONS PLEASE CONSULT

Lark-111

Lark-111 · HONEYCOMB LOUVER

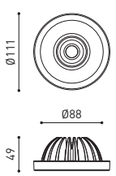

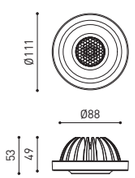

	OPTIONS
2	Lark-111
3	Lark-111 Honeycomb**

** HONEYCOMB AFFECTS LIGHTING PARAMETERS

COLOUR | W □ | N ■ | MATERIAL | AL | RAL » 328

» PLEASE CONSULT

LARK

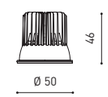

		P	CCT	I	Flux	Flux Out	LOR
Lark	0434-00-96	5W	2700K	140mA	700 lm	644 lm	92%
	0434-00-05	5W	3000K	140mA	730 lm	672 lm	92%
	0434-00-19	5W	4000K	140mA	750 lm	690 lm	92%
	0434-01-02	7,5W	2700K	200mA	950 lm	874 lm	92%
	0434-00-09	7,5W	3000K	200mA	1000 lm	920 lm	92%
	0434-00-17	7,5W	4000K	200mA	1030 lm	948 lm	92%
	0434-01-03	7,5W	2700K	200mA	950 lm	874 lm	92%
	0434-00-15	7,5W	3000K	200mA	1000 lm	920 lm	92%
PHASE CUT *	0434-00-18	7,5W	4000K	200mA	1030 lm	948 lm	92%
	0434-01-04	7,5W	2700K	200mA	950 lm	874 lm	92%
	0434-01-05	7,5W	3000K	200mA	1000 lm	920 lm	92%
DALI | PUSH *	0434-01-06	7,5W	4000K	200mA	1030 lm	948 lm	92%

220 240 V~ | CRI>80 | L90B10 > 55.000 h

MacAdam Step 2 | INCL | FAST | CONNEC | 38º

* OTHER DIM OPTIONS PLEASE CONSULT

BASIC

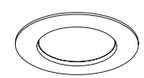

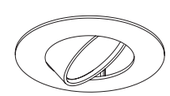

	P
BASIC Fix 12V	MAX 50W
0037-01-01- | W | NS |	

GX5'3 | 12 V | IP20 | EXCL | Ø62

	P
BASIC Fix 230V	MAX 50W
0337-01-01- | W | NS |	

GZ10 | 220 240 V~ | IP20 | Ø62

	P
BASIC Tilt 12V	MAX 50W
0038-01-01- | W | NS |	

GX5'3 | 12 V | IP20 | EXCL | 35º | Ø75

	P
BASIC Tilt 230V	MAX 50W
0338-01-01- | W | NS |	

GZ10 | 220 240 V~ | IP20 | 35º | Ø75

	P
BASIC Tilt Extra 12V	MAX 50W
0321-01-01- | W | NS |	

GX5'3 | 12 V | IP20 | EXCL | 35º | Ø75

	P
BASIC Tilt Extra 230V	MAX 50W
0325-01-01- | W | NS |	

GZ10 | 220 240 V~ | IP20 | 35º | Ø75

OPTIONAL ACCESSORIES

SAFETY SEPARATOR

0458-00-00

with connection box covered

HALOGEN LAMPHOLDER GZ10

0419-00-00 50W

BASIC FIX

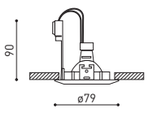

BASIC TILT

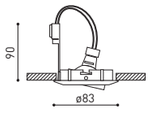

BASIC TILT EXTRA

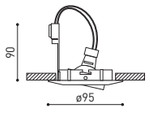

COLOUR | W □ | NS ■ | MATERIAL | AL | RAL » 328

» PLEASE CONSULT



TRIMLESS TOOL

installation guide

TRIMLESS TOOL D16 X D34mm A478-00-00

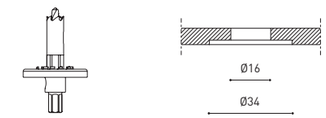

Suitable for:
Magnetic Connector | A435-01-00:
· Coco | A499-00-XX
· Fit 20 | A431-01-XX
· Fit 27 | A432-01-XX
· Flip | A492-00-XX
· iO Micro | A434-01-XX
· Plus Micro | A433-01-XX
· Six XS | A429-01-XX
· Top Micro | A430-01-XX

TRIMLESS TOOL D20 X D52mm A478-00-01

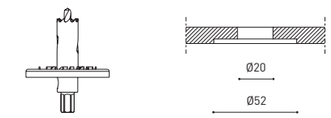

Suitable for:
Alaska Big | A455-X1-XX
Dune | A48X-XX-XX
Wire Trimless Accessory | A023-XX-XX

TRIMLESS TOOL D43 X D70mm A478-00-02

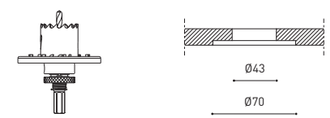

Suitable for:
Alaska Trimless Accessory | A401-10-XX
Lens Light Trimless Accessory | A470-00-00
Shot Light Trimless Accessory | A269-00-0X

TRIMLESS TOOL D59 X D100mm A478-00-03

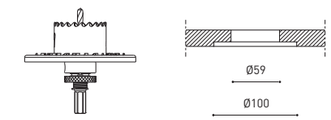

Suitable for:
Alaska Big Trimless Accessory | A426-10-00
Shot Light S Trimless Accessory | A463-00-00

TRIMLESS TOOL D79 X D86mm A478-00-04

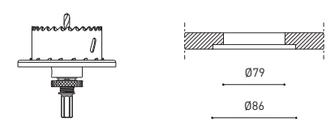

Suitable for:
Shot Light S Flex | A477-00-00

TRIMLESS TOOL D79 X D120mm A478-00-05

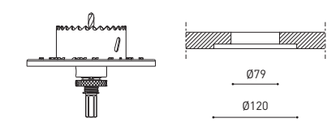

Suitable for:
Shot Light M Trimless Accesory | A298-X0-00
Buddy Trimless Accesory | A50X-10-90

TRIMLESS MOUNTING

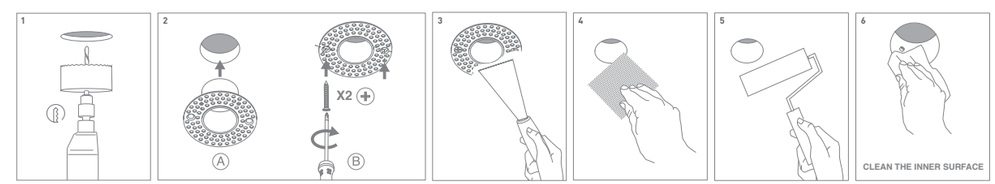

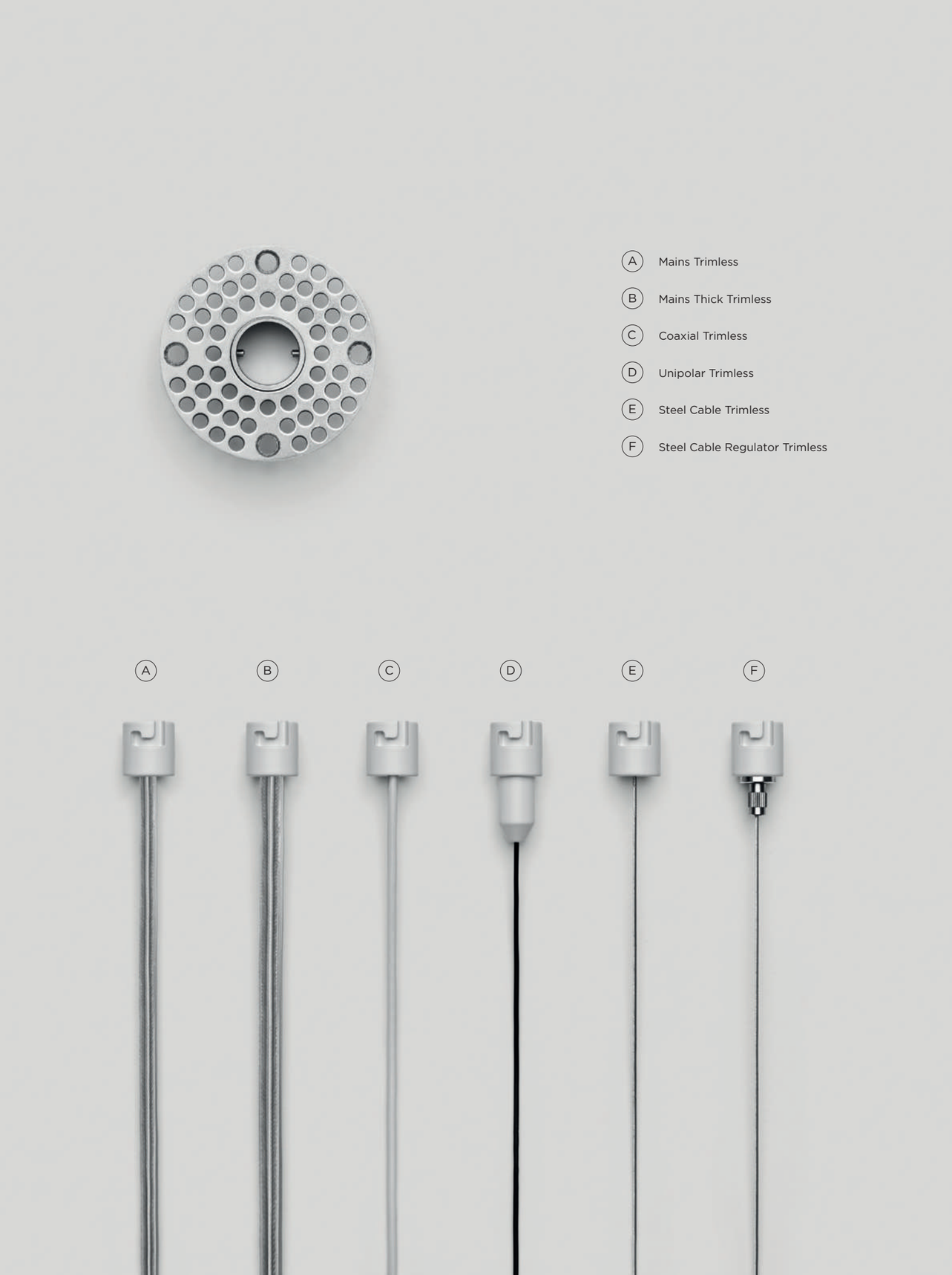

A Mains Trimless

B Mains Thick Trimless

C Coaxial Trimless

D Unipolar Trimless

E Steel Cable Trimless

F Steel Cable Regulator Trimless

WIRE TRIMLESS

installation guide

Mains Trimless A023-00-01- | W | N |

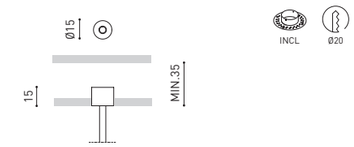

Suitable for:
Black Foster Custom System (no dim) | A452-0X-00
Black Foster Micro Custom (no dim) | A450-0X-00
Black Foster Suspension (no dim) | A321-X1-XX
Fifty+ Suspension (no dim) | A44X-XX-1X
Hey Joe | A535-XX-XX
Salt (no dim) | A220-0X-1X
Salt mini | A280-00-1X
Scope | A261-XX-XX
Track 48V Suspension (no dim) | A338-XX-00
Vola Suspension | A442-00-XX

Mains Thick Trimless A023-00-02- | W | N |

Suitable for:
Black Foster Custom System (dim) | A452-0X-00
Black Foster Micro Custom (dim) | A450-0X-00
Black Foster Suspension (dim) | A321-XX-XX
Fifty+ Suspension (dim) | A44X-XX-XX
Salt (dim) | A220-0X-XX
Track 48V Suspension (dim) | A338-XX-00
Vola Suspension | A442-00-XX
Warp | A534-XX-XX

Coaxial Trimless A023-00-03- | W | N |

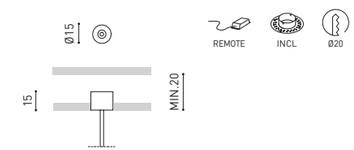

Suitable for:
Alaska | A425-XX-XX
Art Chandelier | A518-XX-XX
Holly | A281-XX-XX
Line Suspension | A43X-XX-XX
Minimal Track
Pipe | A48X-XX-XX
Slimgot | A203-XX-XX
Spin | A222-XX-XX
Stick | A40X-XX-XX

Unipolar Trimless A023-00-04- | W | N |

Suitable for:
Art | A34X-XX-XX
Art Modular | A394-XX-XX

Steel Cable Trimless A023-00-05- | W | N |

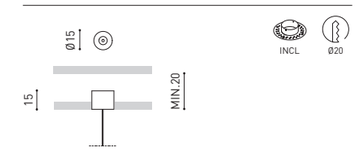

Suitable for:
Line Suspension | A43X-XX-XX
Black Foster Custom System | A452-0X-00
Black Foster Micro Custom | A450-0X-00
Black Foster Suspension | A321-XX-XX
Fifty+ Suspension | A44X-XX-XX
Salt | A220-0X-XX
Salt Mini | A280-00-1X
Track 48V Suspension | A338-XX-00
Vola Suspension | A442-00-XX

Steel Cable Regulator Trimless A023-00-06- | W | N |

Suitable for:
Scope | A261-XX-XX

Light Distribution

ACCESSORIES

ELLIPTICAL REFRACTOR

Lente que reformula el haz de luz para conseguir una forma elíptica a través de la refracción de la luz en su disco de plástico (PMMA) + Film de PET.
—
Lens that modifies the light beam to achieve an elliptical shape through the refraction of light in its plastic disc (PMMA) + PET film.
—
Lentille qui reformule le faisceau lumineux pour obtenir une forme elliptique par le biais de la réfraction de la lumière dans son disque en plastique (PMMA) + Film de PET.
—
Lente che riformula il fascio di luce per ottenere una forma ellittica a causa della rifrazione della luce sul suo vetro ottico (PMMA) + Film in PET.
—
Linse, die den Lichtstrahl umformt, um durch die Lichtbrechung in ihrer Kunststoffscheibe (PMMA) + PET-Folie eine elliptische Form zu erreichen.

BEAM MIXER DIFFUSER

El difusor homogeneizador del haz de luz suaviza las distorsiones en la emisión de la luz provocadas por las lentes parabólicas, Fresnel o colimadores TIR, sin generar un alargamiento significativo del haz. Su diseño exclusivo consigue una homogeneización de la luz excelente en planos lejanos y una mezcla cromática con una extraordinaria luminosidad axial. Comparado con los difusores tradicionales, mantiene una mayor intensidad de candelas en el centro del haz (CBPC) y disminuye el antiestético efecto de "campos de luz" en ángulos amplios.
—
The Beam Mixer Diffuser is used to smooth beam artifacts caused by parabolic, Fresnel, or TIR lens collimators without significant broadening. The unique mixing design provides superior far-field smoothing and color mixing with high on-axis brightness. Compared with traditional diffusers, it maintains higher central beam candlepower (CBCP), and produce less undesirable "field light" at higher angles.
—
Le Diffuseur homogénéisateur de faisceau lumineux s'utilise pour atténuer les distorsions de l'émission de lumières provoquées par les lentilles paraboliques, Fresnel ou collimateurs TIR, sans allonger de manière significative le faisceau. Son design exclusif permet une excellente homogénéisation en champs lointains et un mélange chromatique d'une luminosité axiale remarquable. Comparé avec un diffuseur traditionnel, ce diffuseur maintient une plus haute intensité lumineuse au centre du faisceau (CBPC) et diminue l'indésirable effet "champs de lumière" dans les angles plus amples.
—
Il Diffusore di fascio luminoso misto serve ad uniformare gli effetti distorsivi del fascio luminoso dovuti ai collimatori con lente parabolica, di Fresnel o TIR senza un allargamento significativo. L'eccezionale design "misto" assicura una migliore uniformità del campo lontano e una miscelazione cromatica con una straordinaria luminosità assiale. Rispetto ai diffusori tradizionali, mantiene una maggiore intensità luminosa in candele al centro del fascio (CBCP) e diminuisce la sgradevole "luce a lunga gittata" negli angoli più ampi.
—
Der Strahlenmischdiffusor wird verwendet, um durch parabolische, Fresnel- oder TIR-Linsen-Kollimatoren verursachte Strahlenartefakte ohne wesentliche Ausdehnung zu glätten. Das einzigartige Mischungskonzeption sorgt für hochwertige Fernfeldglättung und Farbmischung bei hoher on-axis-Helligkeit. Im Vergleich zu herkömmlichen Diffusoren bewahrt er eine höhere Lichtstärkenspitze (CBCP) und ruft bei größeren Winkeln weniger unerwünschte "Lichtfelder" hervor.

ANTI-GLARE HONEYCOMB LOUVER

Accesorio formado por una parrilla en forma de panel de abeja para reducir el deslumbramiento y la incidencia directa de los rayos en la visión.
—
Accessory made up of louver in the shape of a honeycomb panel to reduce glare and the effects of direct rays on vision.
—
Accessoire composé d'une grille en nid d'abeille pour réduire l'éblouissement et l'incidence directe des rayons dans la vision.
—
Accessorio formato da una griglia a forma di pannello d'ape per ridurre l'abbagliamento e l'incidenza diretta dei raggi durante la visione.
—
Zubehör in Form eines Wabengitters, um die Blendung und den direkten Einfall der Strahlen in die Augen zu reduzieren.

LINEAR FILTER

Transforma el haz de luz circular en una forma lineal. Este filtro es ideal para aplicaciones donde se necesita una distribución precisa y lineal de la luz, para focalizar sobre superficies concretas o evitar el efecto de "manchas de luz" en espacios amplios.
—
Transforms the circular light beam into a linear form. This filter is ideal for applications where a precise and linear distribution of light is needed, either for focusing on specific surfaces or to avoid the "light pooling" effect in large spaces.
—
Transforme le faisceau lumineux circulaire en une forme linéaire. Ce filtre est idéal pour les applications où une distribution précise et linéaire de la lumière est nécessaire, que ce soit pour se concentrer sur des surfaces spécifiques ou pour éviter l'effet de "taches lumineuses" dans de grands espaces.
—
Trasforma il fascio di luce circolare in una forma lineare. Questo filtro è ideale per applicazioni in cui è necessaria una distribuzione precisa e lineare della luce, sia per mettere a fuoco superfici specifiche che per evitare le proiezioni di luce puntuale nello spazio.
—
Verwandelt den kreisförmigen Lichtstrahl in eine lineare Form. Dieser Filter ist ideal für Anwendungen, bei denen eine präzise und lineare Lichtverteilung erforderlich ist, entweder um sich auf bestimmte Oberflächen zu konzentrieren oder um den Effekt von "Lichtflecken" in großen Räumen zu vermeiden.

ANTI-GLARE SCREEN & ANTI-GLARE ASYMMETRICAL SCREEN

Pantalla accesoria diseñada para reducir el deslumbramiento y la incidencia directa de los rayos en la visión. Además, en el caso de la pantalla asimétrica, se consigue una distribución lumínica de incidencia lateral (adecuada para aplicaciones de bañador de pared, entre otras).
—
Accessory screen designed to reduce glare and direct ray incidence in vision. Additionally, in the case of the asymmetric screen, it achieves a lateral light distribution (suitable for wall washer applications, among others).
—
Écran accessoire conçu pour réduire l'éblouissement et l'incidence directe des rayons dans la vision. De plus, dans le cas de l'écran asymétrique, il permet d'obtenir une distribution lumineuse latérale (appropriée pour les applications de lèche-murs, entre autres).
—
Schermo accessorio progettato per ridurre l'abbagliamento e l'incidenza diretta dei raggi nella visione. Inoltre, nel caso dello schermo asimmetrico, si ottiene una distribuzione luminosa laterale (adatta per applicazioni di wall washer, tra le altre).
—
Zusatzbildschirm, der entwickelt wurde, um Blendung und direkten Lichteinfall in die Sicht zu reduzieren. Darüber hinaus ermöglicht er im Fall des asymmetrischen Bildschirms eine seitliche Lichtverteilung (zum Beispiel für Wandbestrahlung).

Special LED

FOR COMMERCIAL PRODUCT SHOWCASING

VIVID MODEL Colour Temperature	2700K	3000K	3500K	4000K	Light Pink
Reading			●	●	
Fruits & Vegetables		●	●		
Bakery	●				
Retail		●	●		
Cosmetics			●	●	
Meat					●
Fish				●	
Seafood				●	●

AVAILABLE FOR | ALASKA · BUDDY · DARK M · DUNE 35 & 55 · DUOMO · FIT 65 & 80 · HIDDEN · HUBBLE · iO · LEX · LEX MINI · PLUS · PLUS MINI 1L & 3L · PUCK RECESSED S & L · SHOT LIGHT M & BIG · SIX XS, M & L · THOR · TOP · TOP MINI · TWIST · WELLIT S, M & L · WIZ · ZEN TUBE

Arkoslight ofrece en algunos de sus productos la posibilidad de dotarlos de un LED especial para iluminación orientada a la promoción visual de bienes y productos con finalidad comercial. Se trata de un LED de alta cromaticidad que persigue destacar los tonos que favorecen la percepción psicológica positiva del objeto iluminado.
Esta fuente de luz LED especial ofrece una paleta de colores más atractiva e intensa, por encima de lo que lo hace un LED convencional. Esto se consigue gracias a la configuración del LED bajo un "parámetro especial de saturación" que consigue que los colores y la textura de los objetos se muestren más atractivos dentro del espectro de luz visible. Para ello se selecciona, en cada caso, el COB pertinente, con su recubrimiento específico de fósforo.
—
For some of its products, Arkoslight offers the possibility to provide them with a special LED, designed to create an illumination focused on visually promoting goods or products for commercial purposes. It is a high chromaticity LED, capable of identifying the colour shades that produce a positive psychological perception of the illuminated object.
This special LED lighting source offers a much more attractive and intense colour range than a conventional LED, besides being much wider. Technically, this is possible thanks to a special LED setting that includes a « special saturation parameter » , capable of highlighting the objects colours and materials in such a way that they seem more attractive within the visible light spectrum. To achieve this performance, in each case, the appropriate COB and specific phosphor coating are carefully selected.
—
Arkoslight vous offre sur certains de ses produits la possibilité de les équiper d'une LED spéciale, qui a été conçu pour une illumination orientée à la promotion visuelle de biens ou produits à des fins commerciales.
Il s'agit d'une LED de haute chromaticité permettant de mettre en évidence les tons qui favorisent une perception psychologique positive de l'objet illuminé.
Cette source de lumière LED spéciale vous offre une palette de couleurs plus attractive et intense, et plus vaste que celle d'une LED conventionnelle. Ceci est possible grâce à la configuration du LED qui inclue un "paramètre spécial de saturation ", lequel réussit à ce que les couleurs et la texture des objets apparaissent de manière plus attractive dans le spectre de lumière visible. Pour ce faire, le COB correspondant est sélectionné en fonction de chaque cas, et il en est de même pour son revêtement spécifique en phosphore.
—
Arkoslight offre su alcuni dei suoi prodotti la possibilità di dotarli di un LED speciale per illuminazione orientata alla promozione visiva di beni e prodotti a scopo commerciale.
Si tratta di un LED ad alta cromaticità che mette in rilievo le tonalità che favoriscono la percezione psicologica positiva dell'oggetto illuminato.
Questa sorgente di luce LED speciale offre una gamma di colori più attraenti e intensi, superiore a quella che può offrire un LED convenzionale. Ciò si ottiene grazie alla configurazione del LED secondo un "parametro speciale di saturazione" che fa in modo che i colori e la texture degli oggetti appaiano più attraenti all'interno dello spettro di luce visibile. A tale scopo si seleziona, in ciascun caso, l'apposito COB e il suo fosforo di rivestimento specifico.
—
Einige der Produkte von Arkoslight können mit einer Spezial-LED für die visuelle Bewerbung von Waren und Produkten zur Verkaufsförderung ausgerüstet werden.
Dabei handelt es sich um eine hochchromatische LED, um Farbtöne hervorzuheben, die die positive psychologische Wahrnehmung des beleuchteten Objekts begünstigen.
Diese spezielle LED-Lichtquelle bietet eine ansprechendere und intensivere Farbpalette als eine herkömmliche LED. Dies wird durch die Konfiguration der LED nach einem "speziellen Sättigungsparameter" erreicht, der Farben und Textur der Objekte innerhalb des sichtbaren Spektralbereichs attraktiver erscheinen lässt. Dafür wird die jeweils zweckdienliche COB und spezifische Phosphorbeschichtung gewählt.

Drivers

CONSTANT CURRENT LED DRIVER

ON-OFF

		P (MAX)	I	D	DRIVER	TYPOLOGY
	0486-04-35	3,5W	350mA	65 x 29 x 18mm	D13	G
	0486-08-35 0434-01-30	8W 9W	350mA 250mA	59 x 41,6 x 22mm	D14 D15	A A
	0486-12-70	12W	700mA	115 x 34 x 19mm		
	0434-00-36 0434-00-37 0434-00-38	5,8W 8,3W 12,4W	140mA 200mA 300mA	115 x 34 x 19mm	D1 D2 D3	A A A
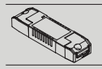	0434-01-85 0434-01-86 0434-01-87	5,5W 8,5W 22W	125mA 200mA 500mA	146,5 x 43,5 x 22mm	D16 D17 D18	A A A
	0434-00-39 0434-01-53 0434-00-42 0434-00-40 0434-00-41	15W 18W 22W 31W 42W	350mA 400mA 500mA 700mA 1050mA	129 x 42 x 30mm	D4 D5 D6 D7 D8	A A A B C
	0434-01-41 0434-01-42 0434-01-43 0434-01-44	25W 35W 50W 50W	350mA 500mA 700mA 1050mA	124 x 79 x 22mm	D9 D10 D11 D12	A A B C

DIM

			P (MAX)	I	D	DRIVER	TYPOLOGY
	PHASE CUT	0434-01-92	8W	200mA	95 x 50 x 22mm	D19	G
	PHASE CUT	0434-01-95	9W	350mA	85 x 40,4 x 22mm	D20	G
	DALI | PUSH	0434-01-89 0434-01-29 0434-01-94 0434-01-88	10W 10W 10W 10W	200mA 250mA 350mA 500mA	166 x 30 x 22mm	D21 D22 D23 D24	G G G G
	DALI | PUSH	0433-01-07	11W	300mA	119 x 53 x 31mm	D25	G
	1-10V | Push	0434-00-78 0434-00-43 0434-00-45	18,9W 27W 37,8W	350mA 500mA 700mA	103 x 67 x 21mm	D26 D27 D28	D D E
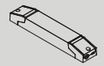	DALI DT8	0434-01-90 0434-01-96	18W 23W	400mA 500mA	163 x 30 x 21mm	D33 D34	G G
	DALI	0434-00-79 0434-01-54 0434-00-44 0434-00-46	18,9W 21,6W 27W 37,8W	350mA 400mA 500mA 700mA	103 x 67 x 21mm	D29 D30 D31 D32	D D D E
	DALI / PUSH / 1-10V	0434-01-23 0434-01-24 0434-01-25 0434-01-26	25W 35W 50W 60W	350mA 500mA 700mA 1050mA	124 x 79 x 22mm	D35 D36 D37 D38	D D E F
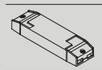	CASAMBI	0434-01-91	10W	200mA	150 x 42,5 x 22mm	D43	G
	CASAMBI	0434-01-45 0434-01-46 0434-01-47 0434-01-48	25W 35W 50W 60W	350mA 500mA 700mA 1050mA	124 x 79 x 22mm	D39 D40 D41 D42	D D E F

CONSTANT VOLTAGE LED DRIVER

ON-OFF

		P (MAX)	V	D
	0434-01-37	60W	24V	180 x 52 x 30mm
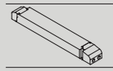	0433-10-22	100W	24V	295 x 43 x 30mm
	0434-01-61- | W | N |	100W	48V	298 x 16 x 19mm
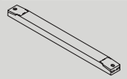	0434-01-62 0434-01-80	150W 250W	48V 48V	350 x 30 x 18mm 400 x 40 x 22mm

DIM

			P (MAX)	V	D
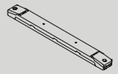	DALI | PUSH	0433-10-23	80W	24V	346 x 32 x 22mm
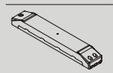	DALI | PUSH	0433-10-24	160W	24V	300 x 50 x 35mm

MULTIFUNCTION EQUIPMENTS

ON-OFF

			P / I	P / I or V	D
		0434-01-18	25W / 350mA 35W / 500mA 50W / 700mA	50W / 900mA 50W / 1050mA 50W / 48V	124 x 79 x 22mm

DIM

			P / I	P / I or V	D
	DALI / PUSH / 1-10V	0434-01-99	16,2W / 300mA 18,9W / 350mA 21,6W / 400mA 24,2W / 450mA 27W / 500mA 29,7W / 550mA 32,4W / 600mA 35,1W / 650mA 37,8W / 700mA	38W / 750mA 38W / 800mA 38W / 850mA 38W / 900mA 38W / 950mA 38W / 1A 38W / 1,05A 12W / 12V 25W / 24V	103 x 67 x 21mm
	DALI / PUSH / 1-10V	0433-00-23	25W / 350mA 35W / 500mA 50W / 700mA	60W / 900mA 60W / 1050mA 50W / 48V	124 x 79 x 22mm
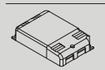	CASAMBI	0434-01-08	25W / 350mA 35W / 500mA 50W / 700mA	60W / 900mA 60W / 1050mA 50W / 48V	124 x 79 x 22mm

DIM 48V

			P / I	P / I or V	D
	DALI	0434-01-93	8W / 200mA 12W / 300mA 14W / 350mA 20W / 500mA	24W / 600mA 28W / 700mA 32W / 800mA 36W / 900mA	97,5 x 17,6 x 11,8mm

Driver options

FOR PRODUCTS WITH DRIVER EXCLUDED

220-240 VAC INPUT

			LUMINAIRES											
DIM	DRIVER	I	ALASKA TRIMLESS	BLACK FOSTER MICRO SURFACE 5	BLACK FOSTER MICRO SURFACE 2X2	BLACK FOSTER MICRO SURFACE 3X3	BLACK FOSTER SURFACE REMOTE 3	BLACK FOSTER SURFACE REMOTE 5	BLACK FOSTER SURFACE REMOTE 10	BLACK FOSTER SURFACE REMOTE 15	BUDDY	BUDDY SUPER SPOT	BUDDY TUNABLE WHITE	BUDDY DIM TO WARM
ON/OFF	D1	140mA												
	D2	200mA												
	D3	300mA												
	D4	350mA												
	D5	400mA				1								
	D6	500mA	1...4	1...2	1...3									
	D7	700mA					1...4	1...2	1					
	D8	1050mA												
	D11	700mA					1...6	1...3	1	1				
	D13	350mA												
	D14	350mA												
	D15	250mA												
	D16	125mA									1			
	D17	200mA									1			
	D18	500mA										1		
PHASE CUT	D19	200mA									1			
	D20	350mA												1
PUSH	D21	200mA									1			
	D22	250mA												
	D23	350mA												1
	D24	500mA										1		
	D25	300mA												
	D26	350mA												
	D27	500mA	1...4											
	D28	700mA												
	D35	350mA												
	D36	500mA	1...6											
	D37	700mA					1...6	1...3	1	1				
	D38	1050mA												
DALI	D21	200mA									1			
	D22	250mA												
	D23	350mA												1
	D24	500mA										1		
	D25	300mA												
	D29	350mA												
	D30	400mA				1								
	D31	500mA	1...4	1...3	1...3									
	D32	700mA					1...4	1...2	1					
	D33	400mA											1	
	D34	500mA												
	D35	350mA												
	D36	500mA	1...6											
	D37	700mA					1...6	1...3	1	1				
	D38	1050mA												
CASAMBI	D39	350mA												
	D40	500mA	1...6											
	D41	700mA					1...6	1...3	1	1				
	D42	1050mA												
	D43	200mA									1			

			LUMINAIRES											
DIM	DRIVER	I	BUDDY WALL WASHER	BUDDY WALL WASHER TUNABLE WHITE	DARK M	DARK - RHINO	FLASH	FLIP SURFACE	REC MICRO	SHOT LIGHT S SURFACE	SHOT LIGHT M SURFACE	STEP - STEP S - STEP XS	TOP MINI	WALLY
ON/OFF	D1	140mA			1						1			
	D2	200mA			1						1			
	D3	300mA			1									
	D4	350mA				1...12				1...3	1	1...12		1..4
	D5	400mA												
	D6	500mA						1...3		1...3			1...4	
	D7	700mA				1...12	1...4		1...2	1...3			1...4	
	D8	1050mA				1...11	1...4							
	D11	700mA				1...20			1...3					
	D13	350mA				1...3						1...3		1
	D14	350mA				1...7						1...7		
	D15	250mA												1...3
	D16	125mA												
	D17	200mA	1											
	D18	500mA												
PHASE CUT	D19	200mA	1											
	D20	350mA												
PUSH	D21	200mA	1		1									
	D22	250mA												1...3
	D23	350mA												
	D24	500mA												
	D25	300mA			1									
	D26	350mA				4...14					1	4...14		2...4
	D27	500mA											1...4	
	D28	700mA				1...13							1...4	
	D35	350mA				1...20						1...20		1...6
	D36	500mA						1...5					1...6	
	D37	700mA				1...20			1...3	1...5			1...6	
	D38	1050mA				1...16	1...6							
DALI	D21	200mA	1		1									
	D22	250mA												1...3
	D23	350mA												
	D24	500mA												
	D25	300mA			1									
	D29	350mA				2...13					1	2...13		1...4
	D30	400mA												
	D31	500mA						1...3					1...4	
	D32	700mA				1...13			1...2	1...3			1...4	
	D33	400mA												
	D34	500mA		1										
	D35	350mA				1...20						1...20		1...6
	D36	500mA						1...5					1...6	
	D37	700mA				1...20			1...3	1...5			1...6	
	D38	1050mA				1...16	1...6							
CASAMBI	D39	350mA				1...20					1	1...20		1...6
	D40	500mA						1...5					1...6	
	D41	700mA				1...20							1...6	
	D42	1050mA				1...16								
	D43	200mA	1											

CONSTANT CURRENT LED DRIVERS

DRIVER	TYPOLOGY	DIM	REFERENCE	DESCRIPTION	I
D1	A	ON/OFF	04340036	DRIVER MP15 CONFIG.140mA	140mA
D2	A		04340037	DRIVER MP15 CONFIG.200mA	200mA
D3	A		04340038	DRIVER MP15 CONFIG.300mA	300mA
D4	A		04340039	DRIVER PROFESSIONALE CONFIG.350mA	350mA
D5	A		04340153	DRIVER PROFESSIONALE CONFIG.400mA	400mA
D6	A		04340042	DRIVER PROFESSIONALE CONFIG.500mA	500mA
D7	B		04340040	DRIVER PROFESSIONALE CONFIG.700mA	700mA
D8	C		04340041	DRIVER PROFESSIONALE CONFIG.1050mA	1050mA
D9	A		04340141	DRIVER MP50 K3 CONFIG.350mA	350mA
D10	A		04340142	DRIVER MP50 K3 CONFIG.500mA	500mA
D11	B		04340143	DRIVER MP50 K3 CONFIG.700mA	700mA
D12	C		04340144	DRIVER MP50 K3 CONFIG.1050mA	1050mA
D13	G		04860435	DRIVER LED 4W 350mA	350mA
D14	A		04860835	DRIVER LED 8W BULL 350mA	350mA
D15	A		04340130	DRIVER LED 9W BULL 250mA	250mA
D16	A		04340185	DRIVER PRO FLAT CONFIG 125mA	125mA
D17	A		04340186	DRIVER PRO FLAT CONFIG 200mA	200mA
D18	A		04340187	DRIVER PRO FLAT CONFIG 500mA	500mA
D19	G	PHASE CUT	04340192	DRIVER LED DIM PH.CUT CONFIG.200mA	200mA
D20	G		04340195	DRIVER 10W 350mA PHASE CUT DTW	350mA
D21	G	DALI + PUSH	04340189	DRIVER OTI DALI 10 PROGRAMADO 200mA	200mA
D22	G		04340129	DRIVER OTI DALI 10 PROGRAMADO 250mA	250mA
D23	G		04340194	DRIVER OTI DALI 10 PROGRAMADO 350mA	350mA
D24	G		04340188	DRIVER OTI DALI 10 PROGRAMADO 500mA	500mA
D25	G		04330107	DRIVER OTI DALI 15 PROGRAMADO 300mA	300mA
D26	D	PUSH + 1-10V	04340078	DRIVER JOLLY DIM 1/10V / PUSH CONFIG.350mA	350mA
D27	D		04340043	DRIVER JOLLY DIM 1/10V / PUSH CONFIG.500mA	500mA
D28	E		04340045	DRIVER JOLLY DIM 1/10V / PUSH CONFIG.700mA	700mA
D29	D	DALI	04340079	DRIVER JOLLY DIM DALI CONFIG 350mA	350mA
D30	D		04340154	DRIVER JOLLY DIM DALI CONFIG 400mA	400mA
D31	D		04340044	DRIVER JOLLY DIM DALI CONFIG 500mA	500mA
D32	E		04340046	DRIVER JOLLY DIM DALI CONFIG 700mA	700mA
D33	G		04340190	DRIVER DALI DT8 23W PROGRAMADO 400mA	400mA
D34	G		04340196	DRIVER DALI DT8 23W PROGRAMADO 500mA	500mA
D35	D	DALI + PUSH + 1-10V	04340123	DRIVER MAXI JOLLY CONFIG 350mA	350mA
D36	D		04340124	DRIVER MAXI JOLLY CONFIG 500mA	500mA
D37	E		04340125	DRIVER MAXI JOLLY CONFIG 700mA	700mA
D38	F		04340126	DRIVER MAXI JOLLY CONFIG 1050mA	1050mA
D39	D	CASAMBI	04340145	DRIVER CASAMBI READY CONFIG.350mA	350mA
D40	D		04340146	DRIVER CASAMBI READY CONFIG.500mA	500mA
D41	E		04340147	DRIVER CASAMBI READY CONFIG.700mA	700mA
D42	F		04340148	DRIVER CASAMBI READY CONFIG.1050mA	1050mA
D43	G		04340191	DRIVER OT WI 15 CASAMBI PROGRAMADO 200mA	200mA

DRIVER MAXIMUM DISTANCE RANGE

DRIVER TYPOLOGY	A				B				C			
WIRE CROSS - SECTION	0,5mm²	1mm²	1,5mm²	2,5mm²	0,5mm²	1mm²	1,5mm²	2,5mm²	0,5mm²	1mm²	1,5mm²	2,5mm²
DISTANCE TO LED	20m	50m	50m	50m	10m	20m	20m	50m		10m	20m	30m

D				E				F				G			
0,5mm²	1mm²	1,5mm²	2,5mm²	0,5mm²	1mm²	1,5mm²	2,5mm²	0,5mm²	1mm²	1,5mm²	2,5mm²	0,5mm²	1mm²	1,5mm²	2,5mm²
15m	15m	15m	15m	10m	15m	15m	15m		10m	10m	15m	2m	2m	2m	2m

CHECK THE ACCORDANCE OF THE FINAL APPLICATION WITH THE REFERENCE NORMS.

Installation Schemes

PUSH: OPTION 1

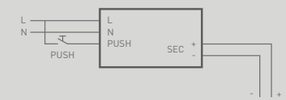

1-10V

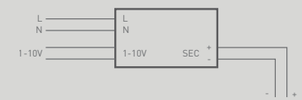

PHASE CUT

PUSH: OPTION 2

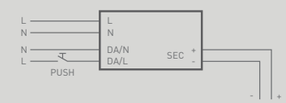

DALI

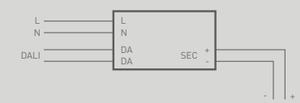

Connection Tips

SEVERAL FIXTURES CONNECTION TO A SINGLE CONSTANT CURRENT DRIVER

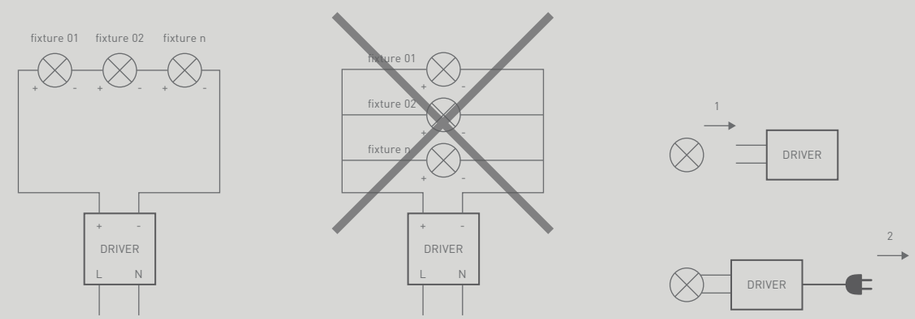

Magnetic 24V

DROP VOLTAGE TABLE

POWER (W)	CABLE SECTION (mm²)	CABLE LENGTH* (m)	CABLE LENGTH** (m)
60	0,75	10	30
	1,5	20	30
100	0,75	5	20
	1,5	10	30

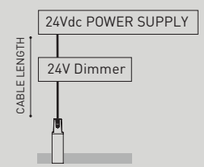

*FOR MAGNETIC 24V COCO | ** FOR MAGNETIC 24V FLIP, FIT 20 & 27, iO MICRO, PLUS MICRO, TOP MICRO, SIX XS

IP

ACCESSORIES & INSTALLATION

		D (A x B x C)
IP ACCESSORIES **Junction Box IP68**	**0434-02-05**	134 x 84 x 35mm

2 x cable Ø3-11mm & 2 x cable Ø9-11mm, section <1.5mm², 4 pole.

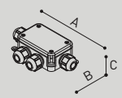

		D (A x B)
IP ACCESSORIES **IP68 Connector**	**0434-02-06**	84 x Ø26mm

For cable Ø3-11mm, section <1.5mm², 3 pole.

		D (A x B x C)
IP ACCESSORIES **Driver Box IP67**	**0434-02-07**	250 x 140 x 73mm

2 x cable Ø7-12mm & 2 x cable Ø4-8mm, section <1.5mm². Check compatible drivers.

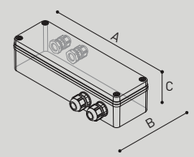

		P	V	D (A x B x C)
IP ACCESSORIES **48V Power Supply IP67**	**0434-02-12**	150W	48V	219 x 63 x 35,5mm

220/240 V~ | **IP**67 | ON/OFF | Check the drop voltage table of each luminaire.

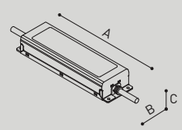

		P	V	D (A x B x C)
IP ACCESSORIES **24V Power Supply IP67**	**0434-02-14**	60W	24V	141 x 49 x 32mm
	0434-02-13	100W	24V	140 x 63 x 32mm

220/240 V~ | **IP**67 | ON/OFF | Check the drop voltage table of each luminaire.

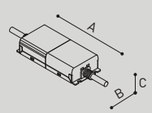

		P	V	D (A x B x C)
IP ACCESSORIES **Driver IP67**	**0434-02-08**	8W	200mA	120 x 38 x 24,5mm
	0434-02-09	12W	300mA	
	0434-02-10	14W	350mA	
	0434-02-11	19W	700mA	

220/240 V~ | **IP**67 | ON/OFF

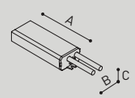

YORU SPIKE / DARK M 48V*

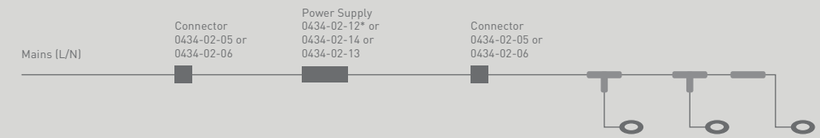

SKIP DIM DALI

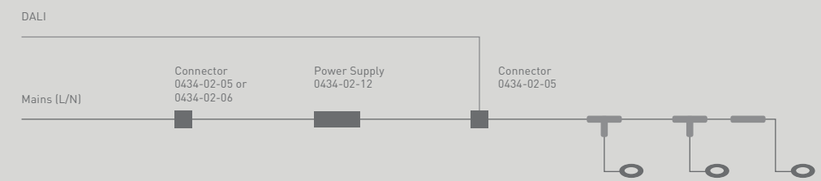

STEP / DARK / FLASH

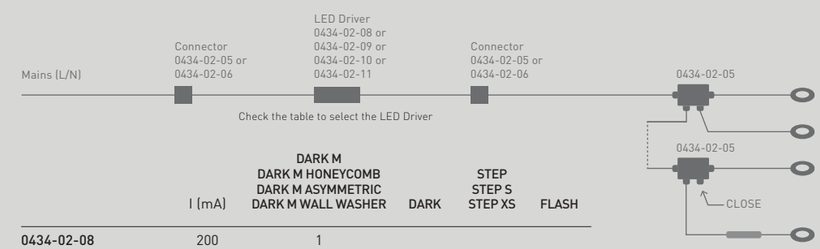

	I (mA)	DARK M DARK M HONEYCOMB DARK M ASYMMETRIC DARK M WALL WASHER	DARK	STEP STEP S STEP XS	FLASH
0434-02-08	200	1			
0434-02-09	300	1			
0434-02-10	350		1...12	1...12	
0434-02-11	700		1...7		1...2

DRIVER OPTIONS

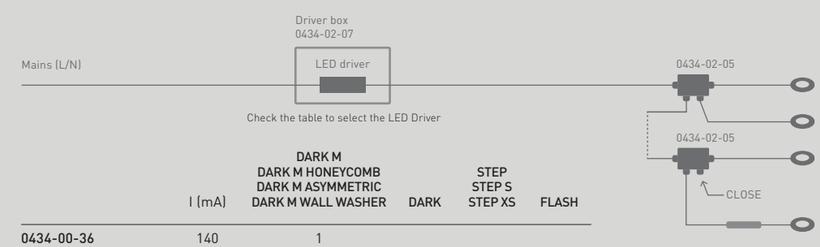

	I (mA)	DARK M DARK M HONEYCOMB DARK M ASYMMETRIC DARK M WALL WASHER	DARK	STEP STEP S STEP XS	FLASH
0434-00-36	140	1			
0434-00-37	200	1			
0434-00-38	300	1			
0434-00-39	350		1...12	1...12	
0434-00-40	700		1...12		1...4
0434-00-41	1050		1...6		1...2

DRIVER OPTIONS

SELECT THE NUMBER OF CONNECTORS ON THE SECONDARY DEPENDING ON THE CABLE LENGHT, CABLE OUTER DIAMETER AND THE NUMBER OF LUMINAIRES.

ARK Control

CASAMBI

Los accesorios Ark Control Casambi permiten controlar de forma inalámbrica cualquier luminaria del catálogo utilizando la APP de Casambi disponible en Apple y Play Store. La tecnología de control de iluminación de Casambi ofrece la posibilidad de implementar y desarrollar un sistema de control de iluminación a medida tanto para la iluminación profesional como el sector residencial.

——

Ark Control Casambi accessories enables the wireless control of any luminaire in the catalogue using the Casambi APP available on Apple and Play Store. Casambi's lighting control technology provides the option to implement and design a tailor-made lighting control system for both professional lighting and the residential sector.

——

Les accessoires Ark Control Casambi permettent un contrôle sans fil des luminaires du catalogue compatibles avec l'application Casambi, disponible sur Apple et Play Store. La technologie de contrôle d'éclairage de Casambi offre la possibilité de mettre en place et développer un système de contrôle d'éclairage sur mesure, que ce soit dans l'éclairage professionnel ou le secteur résidentiel.

——

Gli accessori Ark Control Casambi consentono di controllare in modalità wireless qualsiasi apparecchio di illuminazione del catalogo mediante la APP di Casambi, disponibile in Apple e Play Store.
La tecnologia di controllo dell'illuminazione di Casambi offre la possibilità di implementare e sviluppare un sistema di controllo su misura, sia per l'illuminazione professionale che per il settore residenziale.

——

Mit dem Zubehör Ark Control Casambi können Sie jede Leuchte aus dem Katalog drahtlos über die Casambi APP steuern, die im Apple und Play Store erhältlich ist. Die Lichtsteuerungstechnologie von Casambi bietet die Möglichkeit, ein maßgeschneidertes Lichtsteuerungssystem sowohl für die professionelle Beleuchtung als auch für den Wohnbereich zu implementieren und zu entwickeln.

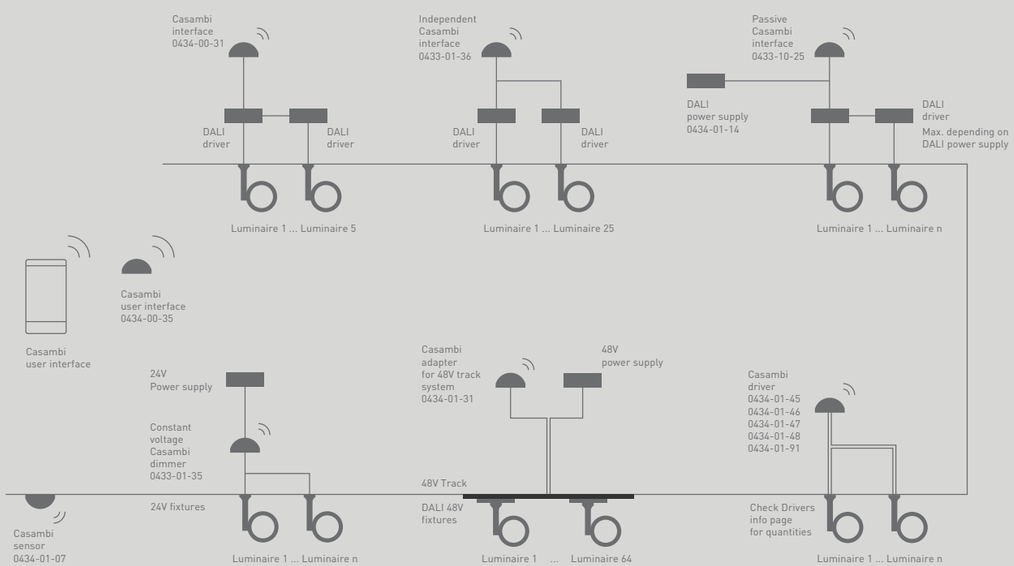

0434-00-31

Casambi interface

Bluetooth controller for up to 5 DALI power supplies with one independent push button input. Assignment of maximum 4 single / group addresses, depending on the device profile.

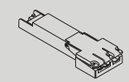

0433-01-36

Independent Casambi interface

Bluetooth controller for up to 25 DALI power supplies with strain relief set for independent applications. One independent push button input. Assignment of maximum 4 single / group addresses, depending on the device profile.

0433-10-25

Passive Casambi interface

Bluetooth controller for DALI networks with four independent push button inputs. It is supplied via DALI line. Assignment of maximum 4 single / group addresses, depending on the device profile.

0434-01-07

Casambi sensor

Bluetooth control sensor depending on the ambient light and presence detection.

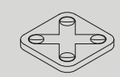

0434-00-35 | W | N |

Casambi user interface W | N

Bluetooth control user interface that can be configured using the Casambi application.

The four destination buttons can control a scene, an animation, a luminaire or a group of them –according to the configuration desired by the user-.

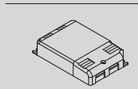

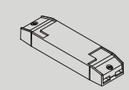

0434-01-45	350 mA
0434-01-46	500 mA
0434-01-47	700 mA
0434-01-48	1050 mA
0434-01-91	200 mA

Casambi driver

LED Driver with built-in Bluetooth wireless interface.

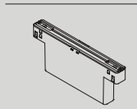

0434-01-31 | W | N |

Casambi adapter for 48V track system

Bluetooth controller for 48V track system. 64 DALI fixtures can be programmed and assigned to up to 8 groups.

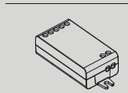

0433-01-35

Constant voltage Casambi dimmer

Bluetooth dimmer with constant voltage output

MATTER

Matter es un lenguaje de código abierto para conectar dispositivos inteligentes. Está diseñado para que cualquier empresa pueda utilizarlo para desarrollar sus propios dispositivos inteligentes, aplicaciones móviles y servicios en la nube, de forma que se comuniquen y funcionen juntos a la perfección.
Matter permite la interoperabilidad entre ecosistemas y fabricantes de distintos dispositivos inteligentes.
Este nuevo estándar es una iniciativa de Apple, Google, Amazon y Samsung, por lo tanto, la mayoría de sus ecosistemas Smart Home/ Building serán compatibles con Matter desde el principio.

——

Matter is an open-source language for connecting smart devices. It is designed for any company to use in developing their own smart devices, mobile applications, and cloud services so that they can communicate and work seamlessly together.
Matter enables interoperability between ecosystems and manufacturers of various smart devices.
This new standard is an initiative of Apple, Google, Amazon, and Samsung, so the majority of their Smart Home/Building ecosystems will be compatible with Matter from the start.

——

Matter est un langage open source permettant de connecter des appareils intelligents. Il est conçu pour que n'importe quelle entreprise puisse l'utiliser afin de développer ses propres appareils intelligents, applications mobiles et services cloud, de manière à ce qu'ils puissent communiquer et fonctionner ensemble de manière transparente.
Matter permet l'interopérabilité entre les écosystèmes et les fabricants de différents appareils intelligents.
Cette nouvelle norme est une initiative d'Apple, de Google, d'Amazon et Samsung, ce qui signifie que la majorité de leurs écosystèmes domotiques et de bâtiments seront compatibles avec Matter dès le début.

——

Matter è un linguaggio open source per collegare dispositivi intelligenti. È progettato affinché qualsiasi azienda possa utilizzarlo per sviluppare i propri dispositivi intelligenti, applicazioni mobili e servizi cloud in modo che possano comunicare e funzionare insieme in modo perfetto.
Matter consente l'interoperabilità tra ecosistemi e produttori di diversi dispositivi intelligenti.
Questo nuovo standard è un'iniziativa di Apple, Google, Amazon e Samsung, quindi la maggior parte dei loro ecosistemi per la casa e gli edifici intelligenti sarà compatibile con Matter fin dall'inizio.

——

Matter ist eine Open-Source-Sprache zur Verbindung von intelligenten Geräten. Sie wurde entwickelt, damit jedes Unternehmen sie verwenden kann, um seine eigenen intelligenten Geräte, mobilen Anwendungen und Cloud-Dienste zu entwickeln, damit sie nahtlos miteinander kommunizieren und zusammenarbeiten können.
Matter ermöglicht die Interoperabilität zwischen Ökosystemen und Herstellern verschiedener intelligenter Geräte.
Dieser neue Standard ist eine Initiative von Apple, Google, Amazon und Samsung, daher werden die meisten ihrer Smart-Home- und Gebäude-Ecosystems von Anfang an mit Matter kompatibel sein.

0434-01-70 **Matter interface**

Matter controller for up to 5 DALI power supplies with one independent push button input.

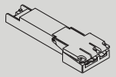

0434-01-71 **Independent Matter interface**

Matter controller for up to 25 DALI fixtures with strain relief set for independent applications. One independent push button input.

0434-01-72 **Passive Matter interface**

Matter controller for DALI Networks with four independent push button inputs. It is supplied via DALI line.

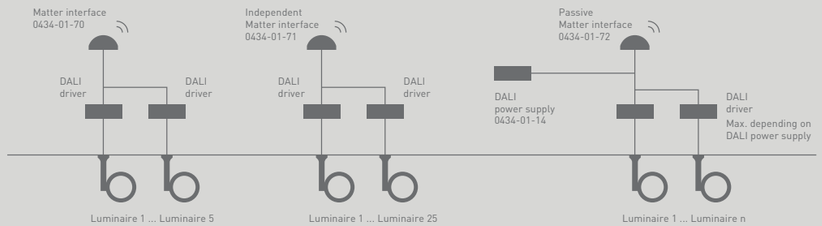

DALI

DALI es uno de los sistemas de regulación más comunes de iluminación direccionable digital. Permite el control remoto de las luminarias y su sencilla instalación facilita la creación de sistemas de iluminación flexibles en cualquier escala de proyecto.

—

DALI is one of the most common digital addressable lighting interface dimming systems. Enabling the remote control of luminaires and its simple installation facilitates the creation of flexible lighting systems on any project level.

—

DALI est l'un des systèmes de régulation d'éclairage adressable numériquement les plus communs. Il permet le contrôle à distance des luminaires, et son installation simple facilite la création de systèmes d'éclairage flexibles, peu importe l'envergure du projet.

—

DALI è uno dei sistemi di regolazione più comuni per l'illuminazione orientabile digitale. Consente di controllare da remoto gli apparecchi di illuminazione e la sua facile installazione semplifica la creazione di sistemi di illuminazione flessibili per qualsiasi scala di progetto.

—

DALI ist eines der am weitesten verbreiteten Dimmsysteme für digital adressierbare Beleuchtung. Es ermöglicht die Fernsteuerung der Leuchten und seine einfache Installation erleichtert die Schaffung flexibler Beleuchtungssysteme für jede Projektgröße.

0434-01-14 **DALI Power Supply**

MAX 240mA | 300 m

0433-01-30 **DALI Controller**

The extremely compact application controller for DALI-2-based applications can be commissioned wirelessly via smatphone or tablet thanks to a Bluetooth interface and the sCS commissioning app. With 4 independent push button inputs.

0433-01-31 **DALI-2 Sensor**

DALI-2 ambient light and motion detection sensor.

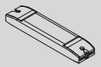

0433-01-32 **Constant Voltage DALI Dimmer**

Intelligent digital dimmer (DALI-2) with constant voltage output.

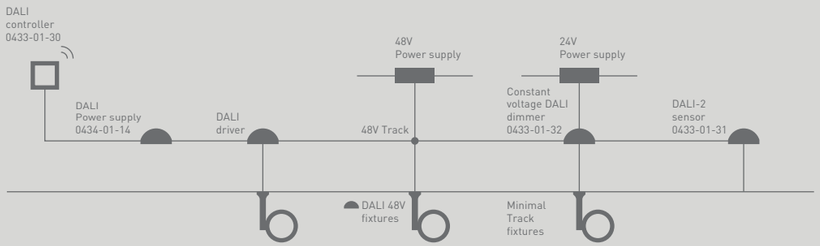

DALI BASIC

Sistema de control DALI para el control y configuración de 32 luminarias mediante dispositivos móviles.

—

DALI control system for the control and configuration of 32 luminaires via mobile devices.

—

Système de contrôle DALI permettant de contrôler et configurer 32 luminaires par le biais d'appareils mobiles.

Sistema di controllo DALI per il controllo e la configurazione di 32 apparecchi di illuminazione tramite dispositivi mobili.

—

DALI-Steuersystem für die Steuerung und Konfiguration von 32 Leuchten über mobile Geräte.

0434-00-77 **Interface DALI Bluetooth**

DALI light controller for up to 32 DALI fixtures. Supports up to 4 groups and 4 input devices. Control the light via smartphone. One independent push button input.

0434-00-66 **DALI Sensor**

DALI light and presence sensor.

0434-01-27 **DALI Push Button**

Four independent DALI push button inputs.

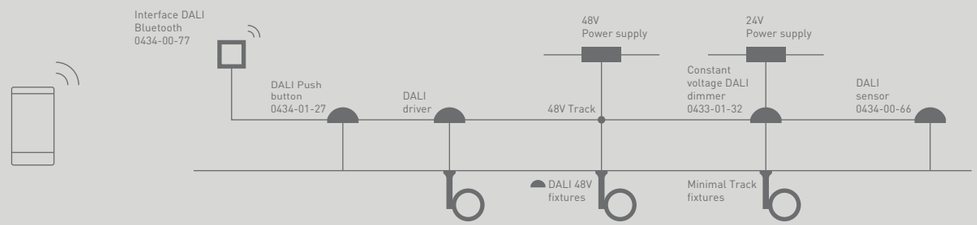

Sistema de regulación inalámbrico que permite controlar luminarias mediante asistentes de voz.

Wireless dimming system which enables luminaires to be controlled via voice assistance.

Système de régulation sans fil permettant de contrôler les luminaires par l'intermédiaire d'assistants vocaux.

Sistema di regolazione wireless, che consente di controllare gli apparecchi di illuminazione tramite assistenti vocali.

Drahtloses Dimmersystem, das die Steuerung von Leuchten mithilfe von Sprachassistenten ermöglicht.

0434-01-64 **Constant voltage wifi dimmer**

5A max

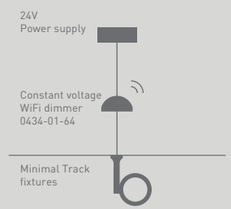

LED Emergency Kits

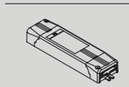

0434-00-64 **1 Hour Emergency Kit**

Batteries and green LED indicator included
Output 9-58 Vdc

0434-00-65 **3 Hours Emergency Kit**

Batteries and green LED indicator included
Output 9-58 Vdc

INFORMACIÓN TÉCNICA

TECHNICAL INFO/
RENSEIGNEMENTS TECHNIQUES/
INFO TECNICHE/
TECHNISCHE INFORMATION/

CCT - TEMPERATURA DE COLOR CORRELACIONADA (K)

Es una medida para describir el tono de una fuente lumínica. Se define comparando su color dentro del espectro luminoso con el de la luz que emitiría un cuerpo negro calentado a una temperatura determinada y se mide en grados kelvin (K).

CCT - CORRELATED COLOR TEMPERATURE (K)

It is a measure to describe the colour appearance of a light source. It is defined by the comparison of its colour within the light spectrum with that of the light which would be emitted by a black body heated to a given temperature and is measured in degrees Kelvin (K).

CCT - TEMPÉRATURE DE COULEUR PROXIMALE (K)

Il s'agit d'une unité de mesure de la tonalité d'une source lumineuse. Elle est définie en comparant une couleur du spectre lumineux à celle de la lumière émise par un corps noir chauffé à une température précise, et mesurée en degrés Kelvin (K).

CCT - TEMPERATURA DI COLORE CORRELATA (K)

È una misura che descrive il tono di una sorgente luminosa. Si definisce comparando il suo colore nello spettro luminoso con quello che emetterebbe un corpo nero riscaldato a una determinata temperatura e si misura in gradi Kelvin (K).

CCT - KORRELIERTE FARBTEMPERATUR (K)

Ein Maß zur Beschreibung des Farbtons einer Lichtquelle. Sie wird durch den Vergleich ihrer Farbe innerhalb des Lichtspektrums mit der Farbe des Lichts definiert, das ein schwarzer, auf eine bestimmte Temperatur erhitzter Körper aussenden würde, und wird in Grad Kelvin (K) gemessen.

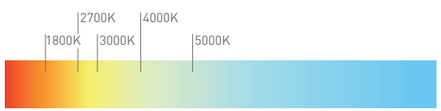

Colour Characterisation

TECHNICAL INFO

ESTABILIDAD CROMÁTICA (MacAdam)

En el diagrama cromático usado para describir todos los colores que puede percibir el ojo humano, se han definido regiones (llamadas elipses MacAdam) que agrupan los colores que son indistinguibles entre sí. Esta agrupación permite establecer una medida para determinar las diferencias entre coordenadas cromáticas: los pasos MacAdam o SDCM (Standard Deviation Color Matching).
Dentro de una tolerancia de desviación Step MacAdam 1, la diferencia percibida entre los colores es inexistente. Hasta 3 pasos MacAdam, la diferencia es prácticamente inapreciable y la temperatura de color de la fuente de luz se considerará homogénea.
Arkoslight selecciona cuidadosamente, las fuentes de luz LED adecuadas para conseguir una estabilidad cromática homogénea entre las diferentes unidades de una misma luminaria, sea cual sea el momento de su producción.

CHROMATIC STABILITY (MacAdam)

In the chromatic diagram used to describe all colours which can be perceived by the human eye, certain regions (called MacAdam ellipses) have been created to group colours which are indistinguishable, from the colour of the centre of the ellipse. This grouping facilitates establishing a measure in order to identify the differences between colour chromatic coordinates: the MacAdam steps or SDCM (Standard Deviation Color Matching).
Within a deviation tolerance of MacAdam Step 1 the perceived difference between the colours is non-existent. Up to 3 MacAdam steps, the difference is virtually negligible and the colour temperature of the light source is homogeneous.
Arkoslight carefully selects the appropriate LED lighting sources in order to obtain homogeneous chromatic stability between the different units of a single luminaire, regardless of its date of manufacture.

STABILITÉ CHROMATIQUE (MacAdam)

Dans le diagramme chromatique où figurent toutes les couleurs perçues par l'œil humain, des zones regroupant les couleurs indiscernables entre elles (appelées ellipses MacAdam) ont été définies. Ce regroupement permet d'établir une unité de mesure afin de déterminer les différences entre les coordonnées chromatiques : les étapes MacAdam ou SDCM (Standard Deviation Color Matching).
Dans la fourchette de tolérance d'écart Step MacAdam 1, aucune différence n'est observée entre les couleurs.
À la 3e étape MacAdam, les couleurs sont pratiquement indiscernables et la température chromatique de la source lumineuse est considérée comme étant homogène.
Arkoslight choisit avec soin, les sources de lumière LED nécessaires à l'obtention d'une stabilité chromatique homogène entre les différentes pièces d'un même luminaire, peu importe le moment de production.

STABILITÀ CROMATICA (MacAdam)

È il diagramma cromatico usato per descrivere tutti i colori che l'occhio umano può percepire. Sono state definite delle regioni (chiamate ellissi MacAdam) che raggruppano i colori indistinguibili tra loro. Questo raggruppamento permette di stabilire una misura per determinare le differenze tra le coordinate cromatiche: gli step MacAdam o SDCM (Standard Deviation Color Matching).
All'interno di una tolleranza di deviazione Step MacAdam 1, la differenza percepita tra i colori è inesistente. Fino allo Step MacAdam 3, la differenza è praticamente impercettibile e la temperatura di colore della luce è considerata omogenea.
Arkoslight seleziona con cura, le sorgenti di luce LED adatte per ottenere una stabilità cromatica omogenea tra le varie unità di uno stesso apparecchio di illuminazione, qualsiasi sia il momento della loro fabbricazione.

FARBSTABILITÄT (MacAdam)

In der Farbtafel, die zur Beschreibung aller vom menschlichen Auge wahrnehmbaren Farben verwendet wird, wurden Bereiche (so genannte MacAdam-Ellipsen) definiert, in denen Farben zusammengefasst sind, die nicht voneinander unterscheiden werden können. Diese Gruppierung ermöglicht die Festlegung eines Maßes zur Bestimmung der Unterschiede zwischen den Farbkoordinaten: die Schritte MacAdam oder SDCM (Standard Deviation Colour Matching).
Innerhalb einer Toleranz der Abweichung von MacAdam Step 1 ist der wahrgenommene Unterschied zwischen den Farben nicht existent. Bis zu 3 MacAdam-Schritten ist der Unterschied praktisch vernachlässigbar und die Farbtemperatur der Lichtquelle wird als homogen angesehen.
Arkoslight wählt sorgfältig die geeigneten LED-Lichtquellen aus, um eine homogene Farbstabilität zwischen den verschiedenen Einheiten ein und derselben Leuchte zu erreichen, unabhängig vom Zeitpunkt der Produktion.

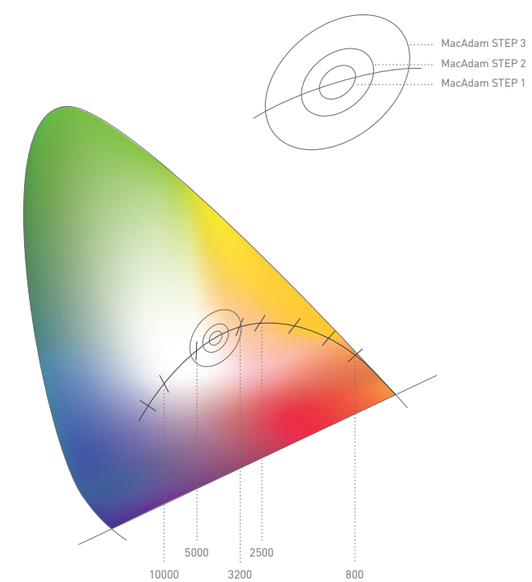

CRI (Ra)

El índice de reproducción cromática (CRI), es una escala cuantitativa que mide la capacidad de la luz, para reproducir fielmente la veracidad de los colores comparados con su reproducción bajo la luz ideal o natural. Para determinarlo, se compara la fuente luminosa con una fuente de referencia con el mismo CCT, utilizando hasta 15 patrones de color.
El índice Ra se calcula como un promedio de los resultados para las 8 primeras muestras de color. Se obtiene un valor de hasta un máximo de 100, considerando el 100 el valor que más se acerca a la perfección en cuanto a la reproducción de los colores.
En Arkoslight hay disponibles tres rangos de cromaticidad 80, 90 y 97, además de los LED para aplicaciones especiales.

—

The color rendering index (CRI) is a quantitative measure of the ability of a light source to reproduce true colours in comparison to their rendering under ideal or natural light. It is determined by comparing the light source to a reference source with the same CCT using up to 15 colour standards.
The Ra index is calculated as an average of the results for the first 8 colour samples. A value of up to a maximum of 100 is obtained, with 100 being considered the value that comes closest to perfection in terms of colour rendering.
At Arkoslight three chromaticity ranges 80, 90 and 97 are available in addition to the LED for special applications.

—

L'indice de rendu des couleurs (CRI en anglais) est une mesure quantitative de la capacité d'une source lumineuse de reproduire les couleurs des objets de manière réaliste par rapport à un idéal ou à la lumière naturelle. Il est déterminé en comparant la source de lumière avec une source de référence au même CCT, à l'aide de jusqu'à 15 patrons de couleur. L'indice Ra est égal à la moyenne des résultats des huit premiers échantillons de couleur. La valeur obtenue est inférieure ou égale à 100, 100 étant la valeur la plus proche de la perfection en matière de reproduction des couleurs.
Pour les applications spéciales, Arkoslight propose trois niveaux de chromaticité (80, 90 et 97) en plus des LED.

L'indice rendering di colore (CRI) è una scala quantitativa che misura l'abilità di una sorgente luminosa di rivelare i colori fedelmente, rispetto a una sorgente luminosa ideale o naturale. Per determinarlo si raffronta la sorgente luminosa con una sorgente di riferimento che possiede lo stesso CCT, impiegando fino a 15 modelli di tinta. L'indice Ra si calcola come media dei risultati per gli 8 primi campioni di colore.
Si ottiene un valore che raggiunge un massimo di 100, dove 100 è il valore che più si avvicina alla perfezione, relativamente alla riproduzione dei colori.
Arkoslight utilizza tre intervalli di cromaticità, 80, 90 e 97, oltre ai LED per utilizzi speciali.

—

Der Farbwiedergabeindex (CRI) ist eine quantitative Skala, die die Fähigkeit des Lichts misst, Farben im Vergleich zu ihrer Wiedergabe bei idealem oder natürlichem Licht originalgetreu wiederzugeben. Um dies zu ermitteln, wird die Lichtquelle mit einer Referenzquelle mit dem gleichen CCT verglichen, wobei bis zu 15 Farbstandards verwendet werden. Der Ra-Index wird als Durchschnitt der Ergebnisse für die ersten 8 Farbmuster berechnet. Es wird ein Wert von bis zu 100 erreicht, wobei 100 als der Wert gilt, der der Perfektion der Farbwiedergabe am nächsten kommt.
Drei Farbbereiche 80, 90 und 97 sind bei Arkoslight neben LED für spezielle Anwendungen erhältlich.

TM-30

Método para la evaluación de la reproducción cromática de una fuente de luz publicado por la "Illuminating engineering society (IES)". Se fija en tres conceptos: Fidelity Index (Rf), una interpretación precisa del color, similar al CRI, pero basada en 99 muestras de color; Gamut Index (Rg), que provee información sobre el promedio de saturación de la fuente y Color Vector, una representación gráfica que muestra la desviación de saturación de los diferentes colores respecto a una fuente de referencia. Los colores estarán más o menos saturados según se encuentren en el exterior o interior del círculo de referencia.

—

Method for evaluating the colour rendering of a light source published by the Illuminating engineering society (IES). It is based on three concepts: Fidelity Index (Rf), a precise interpretation of colour, similar to the CRI, but based on 99 colour evaluation samples; Gamut Index (Rg), which provides information on the average saturation of a light source and Colour Vector, a geographical representation showing the saturation deviation of the different colour as regards a reference light source. The colours will be more or less saturated depending on whether these are on the exterior or interior of the reference circle.

—

Méthode d'évaluation de la reproduction chromatique d'une source de lumière, publiée par la «Illuminating engineering society» (IES). Elle se fonde sur trois concepts : L'Indice de fidélité (Rf), interprétation précise de la couleur comparable au CRI, basée cependant sur 99 échantillons de couleur, l'indice de Gamut (Rg), qui fournit de l'information sur la moyenne de saturation de la source et le Vecteur chromatique, représentation graphique présentant l'écart de saturation des différentes couleurs en fonction d'une source de référence. Les couleurs sont plus ou moins saturées selon qu'elles se trouvent à l'intérieur ou à l'extérieur du cercle de référence.

Metodo di valutazione della riproduzione cromatica di una sorgente luminosa, pubblicato dalla "Illuminating engineering society (IES)". Si basa su tre concetti: Fidelity Index (Rf), una precisa interpretazione del colore, simile al CRI, ma basata su 99 campioni di colore; Gamut Index (Rg), che fornisce informazioni sulla saturazione media della sorgente e Color Vector, una rappresentazione grafica che mostra la deviazione di saturazione dei vari colori, rispetto a una sorgente di riferimento. I colori saranno più o meno saturi, a seconda che si trovino all'esterno o all'interno del cerchio di riferimento.

—

Methode zur Bewertung der Farbwiedergabe einer Lichtquelle, veröffentlicht von der Illuminating Engineering Society (IES). Sie beruht auf drei Konzepten: Fidelity Index (Rf), eine genaue Interpretation der Farbe, ähnlich wie CRI, aber basierend auf 99 Farbproben; Gamut Index (Rg), der Informationen über die durchschnittliche Sättigung der Quelle liefert; und Colour Vector, eine grafische Darstellung, die die Sättigungsabweichung verschiedener Farben von einer Referenzquelle zeigt. Die Farben sind mehr oder weniger gesättigt, je nachdem, ob sie sich außerhalb oder innerhalb des Referenzkreises befinden.

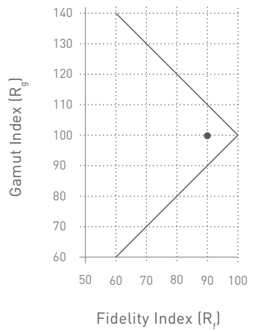



DIM TO WARM

Regulación sincronizada de la temperatura de color y la intensidad luminosa. Se necesita un único canal de regulación.

Synchronised adjustment of colour temperature and luminous intensity. Only a single controller channel is required.

Régulation synchronisée de la température chromatique et de l'intensité lumineuse. Elle ne requiert qu'un seul canal de régulation.

Regolazione sincronizzata della temperatura di colore e dell'intensità luminosa. È necessario un unico canale di regolazione.

Synchronisierte Regelung von Farbtemperatur und Lichtstärke. Es wird nur ein Regelungskanal benötigt.

TUNNABLE WHITE

Regulación independiente de la temperatura de color y la intensidad luminosa. Permite optimizar la luz de acuerdo con el entorno o incluso la hora del día y equiparar lo máximo posible la luz artificial a la luz natural con el objetivo de mejorar la calidad de vida y el bienestar de las personas.

Independent adjustment of colour temperature and luminous intensity. Enables optimising the light according to the environment or even the time of day and to bring artificial light as close as possible to natural daylight in order to improve people's quality of life and well-being.

Régulation indépendante de la température chromatique et de l'intensité lumineuse. Pour une optimisation de la lumière en fonction du cadre ou même de l'heure de la journée, et une correspondance optimale entre lumière artificielle et lumière naturelle afin d'améliorer la qualité de vie et le bienêtre des personnes.

Regolazione indipendente della temperatura di colore e dell'intensità luminosa. Consente di ottimizzare la luce in base all'ambiente o persino all'ora del giorno e di equiparare il più possibile la luce artificiale a quella naturale, al fine di migliorare la qualità di vita e il benessere delle persone.

Unabhängige Regulierung von Farbtemperatur und Lichtstärke. Sie ermöglicht es, das Licht je nach Umgebung oder sogar Tageszeit zu optimieren und das künstliche Licht dem Tageslicht so nahe wie möglich zu bringen, um die Lebensqualität und das Wohlbefinden der Menschen zu verbessern.

VIDA ÚTIL

Método de medida de mantenimiento de flujo luminoso a lo largo del tiempo. Se expresa mediante los parámetros L (porcentaje de flujo luminoso que mantiene la luminaria respecto del flujo original tras las horas de funcionamiento indicadas) y B (porcentaje de luminarias cuyo flujo será inferior al determinado por L).
Por ejemplo, una vida útil de 50000 horas L80B10, quiere decir que, tras 50000 horas de funcionamiento, el 90% de las luminarias mantiene un flujo luminoso igual o superior al 80% del flujo inicial.

LIFE TIME

Method of measuring the maintenance of luminous flux over time. It is expressed by the parameters L (percentage of luminous flux maintained by the luminaire in relation to the original flux after the specified operating hours) and B (percentage of luminaires whose flux will be lower than that determined by L.
For example, a life time of 50,000 hours L80B10 means that, after 50,000 hours of operation, 90% of the luminaires maintain a luminous flux equal to or greater than 80% of the initial flux.

DURÉE DE VIE

Unité de mesure du maintien du flux lumineux au cours du temps. Elle est exprimée par les paramètres L (pourcentage du flux lumineux conservé par le luminaire par rapport au flux original après les heures de fonctionnement indiquées) et B (pourcentage de luminaires au flux inférieur à celui déterminé par L).
Par exemple, une durée de vie de 50 000 heures L80B10 signifie qu'après 50 000 heures de fonctionnement, 90 % des luminaires conservent un flux lumineux supérieur ou égal à 80 % du flux initiale.

VITA UTILE

Metodo di misurazione del mantenimento del flusso luminoso nel tempo. Si esprime tramite i parametri L (percentuale del flusso luminoso che mantiene l'illuminazione rispetto al flusso originale, una volta trascorse le ore di funzionamento indicate) e B (percentuale di illuminazioni il cui flusso sarà inferiore a quello determinato da L).
Ad esempio, una vita utile di 50000 ore L80B10 significa che, dopo 50000 ore di funzionamento, il 90% dell'illuminazione mantiene un flusso luminoso uguale o superiore all'80% del flusso iniziale.

HALTBARKEIT

Methode zur Messung der Aufrechterhaltung des Lichtstroms über die Zeit. Er wird durch die Parameter L (Prozentsatz des Lichtstroms, den die Leuchte nach den angegebenen Betriebsstunden im Vergleich zum ursprünglichen Lichtstrom beibehält) und B (Prozentsatz der Leuchten, deren Lichtstrom unter dem durch L bestimmten Lichtstrom liegt) ausgedrückt.
Zum Beispiel bedeutet eine Lebensdauer von 50.000 Stunden L80B10, dass nach 50.000 Betriebsstunden 90 % der Leuchten einen Lichtstrom von mindestens 80 % des ursprünglichen Lichtstroms aufweisen.

Sources With Chromatic Adjustment

TECHNICAL INFO

DIM TO WARM

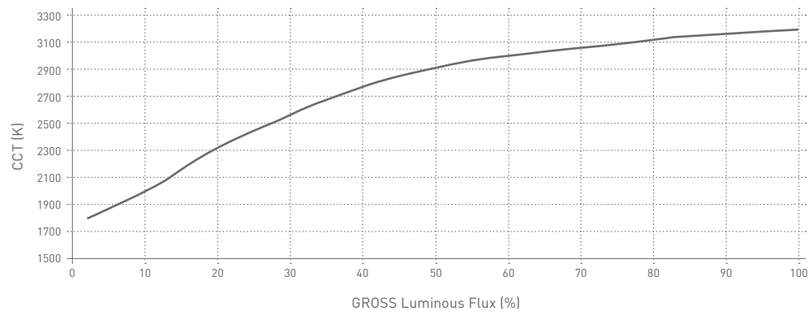

TUNNABLE WHITE

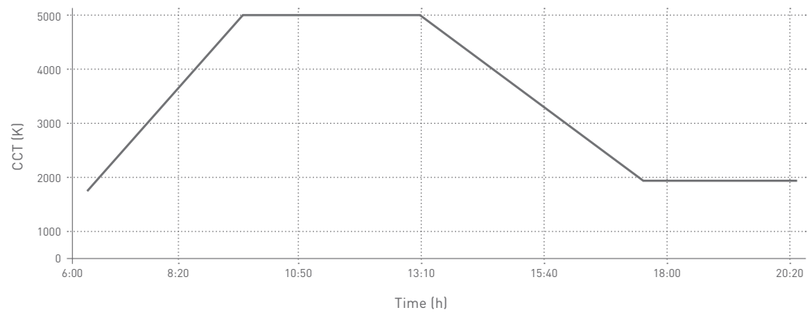

LIFE TIME

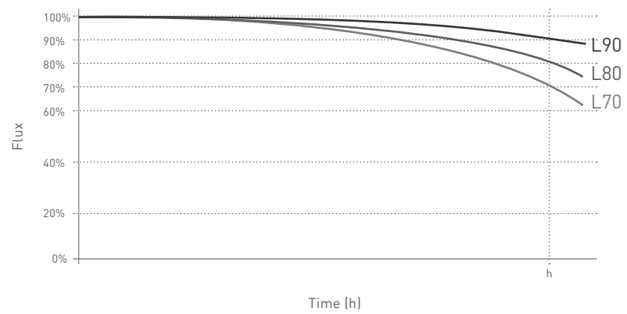

NOTA SOBRE LOS VALORES EXPRESADOS EN ESTE CATÁLOGO

Los valores de potencia (W) y flujo luminoso (lm) expresados en este catálogo, corresponden a la fuente de luz. Si desea conocer los valores de potencia del sistema (que incluye el consumo del driver), éstos están recogidos en la ficha técnica de cada referencia, disponible en www.arkoslight.com

CRITERIOS DE CALIDAD EN LA SELECCIÓN DEL LED

Arkoslight selecciona minuciosamente sus fuentes de luz LED teniendo en cuenta el método de categorización "binning". Durante la producción de LED, debido a las tolerancias de fabricación, existen variaciones en el flujo, la temperatura de color y el voltaje. Por este motivo se clasifica la producción de LED en "BIN", según estos parámetros. Al elegir las fuentes de luz de sus luminarias, Arkoslight selecciona los "BIN" o grupos a los que pertenecerán todos los LED que se emplearán en las luminarias de producción. Así, se logra reducir el rango de tolerancias de estas tres características y se garantiza mayor estabilidad en el flujo luminoso, el voltaje y la temperatura de color.

FLUJO LUMINOSO (lumen)

Cantidad total de luz que emite una fuente luminosa en todo el espacio que le rodea.

ILUMINANCIA (lux)

Cantidad de flujo luminoso recibido en una superficie. El lux también puede ser definido como nº de lúmenes/m^2

EFICACIA LUMINOSA (lm/W)

Indica con qué eficiencia una fuente de luz convierte la energía eléctrica en luz.

EFICIENCIA DE LA LUMINARIA - LOR (%)

Relación entre el flujo luminoso de la luminaria y el flujo luminoso de las fuentes luminosas.

Glosario

INFORMACIÓN TÉCNICA

REGULACIÓN

DALI (Digital Addressable Lighting Interface)
Es un estándar de regulación para iluminación que permite integrar equipos de control de diferentes fabricantes en un mismo sistema. Un sistema DALI consiste en un controlador y uno o más dispositivos para la instalación lumínica (drivers, sensores, interruptores, pulsadores...) que cuentan con una interface DALI.

PUSH DIM
Control a través de un botón pulsador.
La regulación por pulsación no posee un standard y existen diferentes opciones de cableado e instalación para este tipo de regulación según cada fabricante de equipos. Usualmente serán necesarios uno o dos cables extra para su instalación, según cada fabricante.

DIM ON BOARD
La luminaria lleva su dimmer integrado, para control directo e individual.

PHASE CUT
El recorte de fase se realiza sin necesidad de una línea de control adicional, conectando un regulador en serie entre la línea de alimentación y el equipo. Dependiendo como se realiza el recorte de la tensión de red, se puede distinguir entre Leading-edge y Trailing-edge.

1-10V
Regulación continua a través de señal analógica de control. Los niveles de iluminación, pueden establecerse ente el 1% y el 100% de luz de salida.

UGR

Escala que unifica los diferentes métodos de evaluación del deslumbramiento.
El UGR trata de describir una percepción subjetiva en términos medibles considerando el deslumbramiento potencial de todas las luminarias situadas dentro del campo visual de un observador. Los valores oscilan entre 10 y 30, donde 10 significa "no deslumbramiento" y 30 significa "deslumbramiento perturbador".
El UGR no es una caraterística propia de la luminaria, sino de la instalación, por lo que los UGR dados en este catálogo se han calculado usando una instalación estándar. Recomendamos el cálculo del UGR concreto de su instalación, para asegurar el valor deseado. En este catálogo todos los UGR se han calculado bajo los valores: 4H 2H Shr1

IK

El grado de protección IK es una clasificación numérica internacional para los grados de protección proporcionados por las envolventes de materiales eléctricos contra los impactos mecánicos externos, como se expresa en la Tabla 1.

CÓDIGO IP

Sistema de codificación para indicar los grados de protección proporcionados por una envolvente contra el acceso a partes peligrosas, la penetración de cuerpos sólidos extraños y la penetración de agua. El código IP está formado por dos cifras situadas inmediatamente después de las letras "IP", cuyo significado se expresa en la Tabla 2.

TABLA 1

Código IK	IK00	IK01	IK02	IK03	IK04	IK05	IK06	IK07	IK08	IK09	IK10
Energía de impacto (julio)	*	0.15	0.20	0.35	0.50	0.70	1	2	5	10	20

TABLA 2

	PRIMERA CIFRA		**SEGUNDA CIFRA**
IP	Protección contra contactos eléctricos directos	Protección contra penetración de cuerpos sólidos extraños	Protección contra penetración de agua
0	Ninguna protección	Ninguna protección	Ninguna protección
1	Penetración mano	Cuerpos ø > 50 mm	Goteo vertical
2	Penetración dedo ø > 12 mm y 80 mm de longitud	Cuerpos ø > 12,5 mm	Goteo desviado 15° de la vertical
3	Penetración herramienta	Cuerpos ø > 2,5 mm	Lluvia. Goteo desviado 60° de la vertical
4	Penetración alambre	Cuerpos ø > 1 mm	Proyecciones de agua en todas direcciones
5	Penetración alambre	Puede penetrar polvo en cantidad no perjudicial	Chorros de agua en todas direcciones
6	Penetración alambre	No hay penetración de polvo	Fuertes chorros de agua en todas direcciones
7	---	---	Inmersión temporal
8	---	---	Inmersión prolongada (Material sumergible) bajo las condiciones indicadas por el fabricante

SEGURIDAD ELÉCTRICA

Luminaria Clase I
Luminaria en que la protección contra los choques eléctricos no recae exclusivamente sobre el aislamiento principal, sino que tiene una medida de seguridad suplementaria bajo la forma de medios de conexión de las partes conductoras accesibles a un conductor de protección puesto a tierra.

Luminaria Clase II
Luminaria en que la protección contra los choques eléctricos no recae únicamente sobre el aislamiento principal, sino que comprende medidas de seguridad suplementarias, tales como el doble aislamiento o el aislamiento reforzado y en las que no existen medios de puesta a tierra de protección o dependencia de las condiciones de la instalación.

Luminaria Clase III
Luminaria en la que la protección contra los choques eléctricos recae en la alimentación con muy baja tensión de seguridad y en la que no se generan tensiones superiores a ésta.

NOTE CONCERNING THE VALUES SPECIFIED IN THIS CATALOGUE

The power (W) and luminous flux (lm) values specified in this catalogue correspond to the lighting source. Should you wish to know the power values of the system (including the driver's consumption), these are specified in the Technical Data Sheet of each item, available at www.arkoslight.com

QUALITY CRITERIA FOR LED SELECTION

Arkoslight methodically selects its LED lighting sources, using the "binning" classification method. During the production process of the LED, and taking into account the manufacturing tolerances, certain variations of the flux, the colour temperature or the voltage usually occur.
For this reason, the production of the LED is classified in "BIN", according to the formerly mentioned parameters. When choosing the lighting sources for its luminaires, Arkoslight always selects the "BIN" or the groups corresponding to all the LED to be used for the luminaires to be produced. In doing so, a significant reduction of the tolerance range of these 3 characteristics can be obtained and likewise ensures greater stability of the luminous flux, voltage and colour temperature.

LUMINOUS FLUX (lumen):

This is the measurement of the total luminous output emitted by a light source throughout the surrounding space.

ILLUMINANCE (lux)

This is the unit that measures the degree of luminous flux received on a surface. The lux can also be defined as the number of lumens/m^2

LUMINOUS EFFICENCY (lm/W)

Specifies the efficiency of a light source converting electrical energy into light.

LUMINAIRE EFFICIENCY - LOR (%)

This is the ratio of light output emitted by the luminaire to the light output emitted by its lamps.

Glossary

TECHNICAL INFO

DIMMING

DALI (Digital Addressable Lighting Interface)
It is a dimming standard for lighting which enables equipment from different manufacturers to be integrated into a single network. A DALI network consists of a controller and one or more devices for the lighting installation (drivers, sensors, switches, push buttons...) which have DALI interfaces.

PUSH DIM
Dimming control via a push button switch.
No standard exists for push button dimming, reason why various wiring and installation options exist for this type of dimming depending on each equipment manufacturer. Generally, one or two extra wires will be required for installation, depending on each manufacturer.

PHASE CUT
Phase cutting is carried out without the need for an additional control light, by connecting a dimmer in line between the power supply line and the equipment. Depending on how the mains voltage is cut, a distinction can be made between Leading-edge and Trailing-edge.

DIM ON BOARD
The luminaire has an integrated dimmer for direct and individual control.

1-10V
Continuous dimming via analogue control signal. Light levels can be set anywhere between 10% to 100% of light output.

UGR

This is a scale which unifies different glare evaluation methods. The UGR describes subjective perception in measurable terms considering the potential glare of all the luminaries located within the observer's field of vision. The values range between 10 and 30, where 10 means "no glare" and 30 means "discomfort glare". The UGR value is not a characteristic of the luminaire itself, but of the entire installation, which is why the calculated UGR values specified in our catalogue are based on a common standard installation. The UGR calculation for your particular installation is recommended to ensure the desired UGR value. All UGRs specified in this catalogue are calculated under the values: 4H 2H Shr1

IK

The IK protection level is an international numerical classification for the degrees of protection provided by casings of electrical materials against external mechanical impacts, as specified in Table 1.

IP CODE

Coding system which specifies the degrees of protection provided by an enclosure against access to hazardous parts, penetration of solid foreign bodies and water ingress.
The IP code consists of two digits immediately following the letters "IP", the meaning of which is specified in Table 2.

ELECTRICAL SAFETY

Class I Luminaires
Luminaires in which the protection against electric shocks does not depend solely on the main insulation, but on an additional safety device such as a connecting system between the accessible conductive parts and the protective earth conductor.

Class II Luminaires
Luminaires in which the protection against electric shocks does not depend solely on the main insulation, but comprises additional safety devices, such as double insulation, or reinforced insulation, and on which there is no protective earth system nor any dependence on the conditions of the installation.

Class III Luminaires
Luminaires on which the protection against electric shocks depends on the supply of very low safety voltage and on which the voltage generated is not higher than that supplied.

TABLE 1

IK Code	IK00	IK01	IK02	IK03	IK04	IK05	IK06	IK07	IK08	IK09	IK10
Impact energy (joules)	*	0.15	0.20	0.35	0.50	0.70	1	2	5	10	20

TABLE 2

	FIRST FIGURE		**SECOND FIGURE**
IP	Protection against direct electrical contacts	Protection against penetration of solid foreign bodies	Protection against the penetration of moisture
0	No protection	No protection	No protection
1	Hand protection	Bodies of ø > 50 mm	Vertical dripping wate
2	Finger protection ø > 12 mm and 80 mm long	Bodies of ø > 12.5 mm	Dripping water tilted up to 15°
3	Tool protection	Bodies of > 2.5 mm	Dripping water tilted up to 60°
4	Metal wire protection	Bodies of > 1 mm	Splashing water in all directions
5	Metal wire protection	Dust can enter in a harmless quantity	Water jets in all directions
6	Metal wire protection	No entry of dust	Strong water jets in all directions
7	---	---	Temporary immersion
8	---	---	Constant immersion (submersible material) under manufacturer's conditions

À PROPOS DES VALEURS INDIQUÉES DANS CE CATALOGUE

Les valeurs de puissance (W) et de flux lumineux (lm) indiquées dans ce catalogue correspondent à la source de lumière. Pour plus d'information à propos des valeurs de puissance du système (y compris la consommation du driver), veuillez consulter la fiche technique correspondant à ladite référence, disponible sur le site www.arkoslight.com

CRITÈRES DE QUALITÉ LORS DE LA SÉLECTION DE LA LED

Arkoslight sélectionne avec soin ses sources de lumières LED, conformément à la méthode de classement du « binning ». Étant donné les tolérances de fabrication, il existe des variations de flux, température chromatique et voltage lors de la production des LED. C'est pourquoi, selon ces paramètres, la production de LED est classée dans les « BIN ». Au moment de choisir les sources lumineuses de vos luminaires, Arkoslight sélectionne les « BIN » ou groupes auxquelles appartiennent toutes les LED employées pour les luminaires de production. C'est ainsi que nous parvenons à réduire la marge de tolérance de ces trois caractéristiques et à assurer une meilleure stabilité du flux lumineux, du voltage et de la température chromatique.

FLUX LUMINEUX (lumen)

Quantité totale de lumière émise par une source de lumière dans l'espace l'entourant.

ÉCLAIREMENT (lux)

Quantité de flux lumineux reçue par une surface. Le lux peut également être défini comme la quantité de lumens par m^2.

EFFICACITÉ LUMINEUSE (lm/W)

Elle indique l'efficacité par laquelle une source lumineuse convertit l'énergie en lumière.

EFFICACITÉ DU LUMINAIRE — LOR (%)

Rapport entre le flux lumineux du luminaire et le flux lumineux des sources de lumière.

Glossaire

RENSEIGNEMENTS TECHNIQUES

RÉGLAGE

DALI (Digital Addressable Lighting Interface)
Il s'agit d'une norme de régulation pour luminaire permettant d'intégrer à un même système l'équipement de contrôle de différents fabricants. Un système DALI est composé d'un régulateur et d'un ou plusieurs dispositifs destinés à l'installation lumineuse (drivers, capteurs, interrupteurs, boutons poussoirs...) qui dépendent de l'interface DALI.

PUSH DIM
Se contrôle grâce à un bouton poussoir.
Aucune norme n'existe en matière de réglage par pression, et il existe diverses options de câblage et d'installation pour ce type de réglage, selon le fabricant de matériel. En général, l'installation requiert un ou deux câbles supplémentaires, en fonction de chaque fabricant.

PHASE CUT
La réduction de phase ne requiert aucune ligne de contrôle supplémentaire, en connectant un régulateur série entre la ligne d'alimentation et le matériel. Selon la manière comment la réduction de tension du réseau est effectuée, nous pouvons distinguer le Leading-edge et le Trailing-edge.

DIM ON BOARD
Le luminaire dispose de son propre dimmer intégré, pour un contrôle direct et individuel.

1-10V
Régulation continue par signal analogique de contrôle. Les niveaux d'éclairage peuvent être fixés entre 1 % et 100 % de la lumière de sortie.

UGR

Échelle unifiant les différentes méthodes d'évaluation de l'éblouissement.
L'UGR a pour fin la définition d'une perception subjective en termes mesurables, en prenant en compte l'éventuel éblouissement engendré par tous les luminaires situés dans le champ de vision d'un observateur. Les valeurs oscillent entre 10 et 30, où 10 correspond à « aucun éblouissement » et 30 à un « éblouissement perturbant ».
L'UGR n'est pas une caractéristique propre au luminaire, sinon du contexte d'installation. Par conséquent, les UGR présentés dans ce catalogue ont été calculés en fonction d'une installation standard. Nous vous conseillons de calculer l'UGR réel de votre installation afin d'assurer la valeur souhaitée. Dans ce catalogue, tous les UGR ont été calculés en se basant sur les valeurs suivantes : 4H 2H Shr1

IK

L'indice de protection IK est une classification numérique internationale définissant le degré de protection contre les impacts mécaniques externes fourni par une enveloppe de matériel électronique, comme indiqués au Tableau 1.

CODE IP

Système de codification indiquant le degré de protection fourni par une enveloppe contre l'accès aux parties dangereuses, la pénétration de corps solides étrangers et la pénétration d'eau. Le code IP est composé de deux chiffres situés juste après les lettres « IP », et dont le Tableau 2 récapitule leur signification.

TABLEAU 1

Code IK	IK00	IK01	IK02	IK03	IK04	IK05	IK06	IK07	IK08	IK09	IK10
Énergie d'impact (joules)	*	0.15	0.20	0.35	0.50	0.70	1	2	5	10	20

TABLEAU 2

	PREMIER CHIFFRE		**SECOND CHIFFRE**
IP	Protection contre les contacts électriques directs	Protection contre la pénétration de corps solides étrangers	Protection contre la pénétration d'eau
0	Aucune protection	Aucune protection	Aucune protection
1	Protection main	Corps ø > 50 mm	Égouttement vertica
2	Protection doigt ø > 12 mm et 80 mm de longueur	Corps ø > 12,5 mm	Égouttement dévié de 15° de la verticale
3	Protection outil	Corps ø > 2,5 mm	Pluie. Égouttement dévié de 60° de la verticale
4	Protection fil métallique	Corps ø > 1 mm	Projection d'eau dans toutes les directions
5	Protection fil métallique	La poussière peut pénétrer en quantité non préjudiciable	Jets d'eau dans toutes les directions
6	Protection fil métallique	Aucune pénétration de poussière	Forts jets d'eau dans toutes les directions
7	---	---	Immersion temporaire
8	---	---	Immersion prolongée (matériel submersible) dans le respect des conditions indiquées par le fabricant

SÉCURITÉ ÉLECTRIQUE

Luminaire de Classe I
Luminaire dont la protection contre les chocs électriques ne dépend pas exclusivement de l'isolation principale, mais également d'un moyen de sécurité supplémentaire sous forme de moyens de connexion entre les parties conductrices accessibles et un conducteur de production mis à la terre.

Luminaire de Classe II
Luminaire dont la protection contre les chocs électriques ne dépend pas exclusivement de l'isolation principale, mais également de moyens de sécurité supplémentaires, tels que la double isolation ou l'isolation renforcée, sans moyens de mise à la terre de protection ni dépendance des conditions d'installation.

Luminaire de Classe III
Luminaire dont la protection contre les chocs électriques dépend d'une alimentation de sureté à très basse tension, ne générant aucune tension supérieure à celle-ci.

NOTA SUI VALORI INDICATI IN QUESTO CATALOGO

I valori di potenza (W) e di flusso luminoso (lm) espressi in questo catalogo corrispondono alla sorgente luminosa. Per conoscere i valori di potenza del sistema (che comprende il consumo del driver), si rimanda alla scheda tecnica di ciascun articolo, disponibile su www.arkoslight.com

CRITERI DI QUALITÀ NELLA SELEZIONE DEI LED

Arkoslight seleziona minuziosamente le sue sorgenti di luce LED tenendo conto del metodo di classificazione “binning”. Durante la produzione dei LED, dovuto alle tolleranze di fabbricazione, esistono variazioni nel flusso, la temperatura di colore e la tensione. Per questo motivo la produzione di LED è classificata in “BIN”, secondo questi parametri. Nella scelta delle sorgenti luminose dei suoi apparecchi di illuminazione, Arkoslight seleziona i “BIN” o gruppi a cui appartengono tutti i LED che saranno utilizzati negli apparecchi di illuminazione in produzione. In questo modo, si riescono a ridurre le tolleranze di queste tre caratteristiche e si garantisce una maggiore stabilità del flusso luminoso, della tensione e della temperatura di colore.

FLUSSO LUMINOSO (lumen)

Quantità totale di luce emessa da una sorgente luminosa in tutto lo spazio che la circonda.

ILLUMINAMENTO (lux)

Quantità di flusso luminoso distribuito su una superficie. Il lux può essere definito anche come nº di lumen/m^2

EFFICACIA LUMINOSA (lm/W)

Indica l’efficienza di una sorgente luminosa nella conversione dell’energia elettrica in luce.

EFFICIENZA DELL’APPARECCHIO DI ILLUMINAZIONE - LOR (%)

Rapporto tra il flusso luminoso dell’apparecchio di illuminazione e il flusso luminoso delle sorgenti luminose.

Glossario

INFO TECNICHE

REGOLAZIONE

DALI (Digital Addressable Lighting Interface)
È uno standard di regolazione per gli apparecchi di illuminazione, che consente di integrare dispositivi di controllo di vari fabbricanti in uno stesso sistema. Un sistema DALI si compone di un regolatore e uno o più dispositivi di luce (driver, sensori, interruttori, pulsanti, ecc.) che possiedono un’interfaccia DALI.

PUSH DIM
Controllo tramite un interruttore a pulsante.
La regolazione tramite pulsante non possiede uno standard ed esistono varie opzioni di cablaggio e installazione per la stessa, a seconda del fabbricante dei dispositivi. In genere per l’installazione sono necessari uno o due cavi aggiuntivi, in base al fabbricante.

PHASE CUT
Il controllo di fase, chiamato anche diluizione di fase, si effettua senza dover installare una linea di controllo aggiuntiva, collegando in serie un regolatore tra la linea di alimentazione e il dispositivo. In base a come si effettui il controllo della tensione di rete, si distingue tra Leading-edge e Trailing-edge.

DIM ON BOARD
L’illuminazione è dotata di un dimmer integrato, per un controllo diretto e individuale.

1-10V
Smorzamento continuo tramite segnale di controllo analogico. I livelli di luce possono essere selezionati in qualsiasi punto di luce in uscita tra 1% e 100%.

UGR

Scala che unifica i vari metodi di valutazione dell’abbagliamento.
L’UGR cerca di descrivere una percezione soggettiva in termini di misura, considerando l’abbagliamento potenziale di tutti i punti luce situati all’interno del campo visivo di un osservatore. I valori oscillano tra 10 e 30, dove 10 significa “non abbagliamento” e 30 significa “abbagliamento molesto”.
L’UGR è una caratteristica dell’impianto, non dell’apparecchio di illuminazione, pertanto gli UGR di questo catalogo sono stati calcolati in base a un impianto standard. Raccomandiamo di calcolare l’UGR particolare del proprio impianto, al fine di assicurare il valore desiderato. In questo catalogo tutti gli UGR sono stati calcolati in base ai valori: 4H 2H Shr1

IK

Il grado di protezione di IK è una classificazione numerica internazionale per i gradi di protezione forniti dai materiali elettrici di rivestimento contro gli impatti meccanici esterni, come indicato nella Tabella 1.

CODICE IP

Sistema di codifica che indica il grado di protezione fornito da un materiale di rivestimento rispetto all’accesso a parti pericolose, alla penetrazione di corpi estranei solidi e di acqua. Il codice IP è formato da due cifre situate immediatamente dopo le lettere “IP”, il cui significato è espresso nella Tabella 2.

TABELLA 1

Codice IK	IK00	IK01	IK02	IK03	IK04	IK05	IK06	IK07	IK08	IK09	IK10
Energia di impatto (luglio)	*	0.15	0.20	0.35	0.50	0.70	1	2	5	10	20

TABELLA 2

	PRIMA CIFRA		**SECONDA CIFRA**
IP	Protezione contro il contatto elettrico diretto	Protezione contro la penetrazione di corpi estranei solidi	Protezione contro la penetrazione di acqua
0	Nessuna protezione	Nessuna protezione	Nessuna protezione
1	Protetto dal contatto con la mano	Corpi ø > 50 mm	Gocciolamento verticale
2	Protetto dal contatto con le dita ø > 12 mm e 80 mm di lunghezza	Corpi ø > 12,5 mm	Gocciolamento deviato di 15º rispetto alla verticale
3	Protetto dall’inserimento di strumenti	Corpi ø > 2,5 mm	Pioggia. Gocciolamento deviato di 60º rispetto alla verticale
4	Protetto dall’inserimento di filo di ferro	Corpi ø > 1 mm	Getti d’acqua in tutte le direzioni
5	Protetto dall’inserimento di filo di ferro	Può penetrare polvere in quantità non dannose	Getti d’acqua in tutte le direzioni
6	Protetto dall’inserimento di filo di ferro	Nessun accesso di polvere	Forti getti d’acqua in tutte le direzioni
7	---	---	Immersione temporanea
8	---	---	Immersione prolungata (Materiale sommergibile) in condizioni indicate dal produttore

SICUREZZA ELETTRICA

Illuminazione di Classe I
Illuminazione in cui la protezione contro gli shock elettrici non è unicamente affidata all’isolamento principale, ma è dotata di una misura di sicurezza supplementare sotto forma di mezzo di connessione delle parti conduttrici, accessibili ad un conduttore di protezione e messa a terra.

Illuminazione di Classe II
Illuminazione in cui la protezione contro gli shock elettrici non è unicamente affidata all’isolamento principale, ma è dotata di misure di sicurezza supplementari come il doppio isolamento o l’isolamento rinforzato e di sistemi in cui non esistono mezzi di messa a terra di protezione o vincoli nelle condizioni di installazione.

Illuminazione di Classe III
Illuminazione in cui la protezione contro gli shock elettrici è affidata al sistema di alimentazione a bassissima tensione e in cui non si genera mai un carico di tensione superiore alla stessa.

HINWEIS ZU DEN IN DIESEM KATALOG ANGEGEBENEN WERTEN

Die in diesem katalog angegebenen Werte für Leistung (W) und Lichtstrom (lm) entsprechen der Lichtquelle. Wenn Sie die Leistungswerte des Systems (einschließlich des Treiberverbrauchs) wissen möchten, finden Sie diese in den auf www.arkoslight.com verfügbaren technischen Datenblättern der jeweiligen Referenzen.

QUALITÄTSKRITERIEN FÜR DIE LED-AUSWAHL

Arkoslight wählt seine LED-Lichtquellen sorgfältig unter Berücksichtigung der Kategorisierungsmethode „Binning“ aus. Bei der LED-Produktion kommt es aufgrund von Fertigungstoleranzen zu Schwankungen bei Lichtstrom, Farbtemperatur und Spannung. Aus diesem Grund wird die Produktion von LED nach diesen Parametern in „BIN“ unterteilt. Bei der Auswahl der Lichtquellen für seine Leuchten wählt Arkoslight die „BIN“ oder Gruppen aus, zu denen alle LED gehören, die in den Produktionsleuchten verwendet werden. Dadurch wird der Toleranzbereich dieser drei Merkmale verringert und eine größere Stabilität des Lichtstroms, der Spannung und der Farbtemperatur gewährleistet.

LICHTSTROM (lumen)

Die gesamte Lichtmenge, die von einer Lichtquelle in den sie umgebenden Raum abgegeben wird.

BELEUCHTUNGSSTÄRKE (lux)

Menge des auf einer Oberfläche empfangenen Lichtstroms. Lux kann auch als Anzahl der lumen/m² definiert werden.

LICHTWIRKSAMKEIT (lm/W)

Gibt an, wie effizient eine Lichtquelle elektrische Energie in Licht umwandelt.

WIRKUNGSGRAD DER LEUCHTE - LOR (%)

Verhältnis zwischen dem Lichtstrom der Leuchte und dem Lichtstrom der Lichtquellen.

Glossar

TECHNISCHE INFORMATION

REGULIERUNG

DALI (Digital Addressable Lighting Interface)
Es handelt sich um einen Dimmstandard für die Beleuchtung, der die Integration von Betriebsgeräten verschiedener Hersteller in ein einziges System ermöglicht. Ein DALI-System besteht aus einem Controller und einem oder mehreren Geräten für die Beleuchtungsanlage (Treiber, Sensoren, Schalter, Taster usw.), die über eine DALI-Schnittstelle verfügen.

PUSH DIM
Für die Push Dimmung gibt es keine Norm, und je nach Gerätehersteller sind unterschiedliche Verdrahtungs- und Installationsoptionen für diese Art der Regelung verfügbar. In der Regel werden je nach Hersteller ein oder zwei zusätzliche Kabel für die Installation benötigt.

PHASE CUT
Die Phasenschnitt erfolgt ohne eine zusätzliche Steuerleitung, indem ein Dimmer zwischen Netzzuleitung und Gerät geschaltet wird.
Je nachdem, wie die Netzspannung geschaltet wird, kann zwischen Leading-Edge und Trailing-Edge unterschieden werden.

DIM ON BOARD
Die Leuchte verfügt über einen integrierten Dimmer zur direkten und individuellen Steuerung.

1-10 V
Stufenlose Regelung über analoges Steuersignal.
Die Beleuchtungsstärke kann zwischen 1 % und 100 % Lichtleistung eingestellt werden.

UGR

Eine Skala, die die verschiedenen Methoden der Blendungsbewertung vereinheitlicht. Die UGR versucht, eine subjektive Wahrnehmung messbar zu machen, indem sie die potenzielle Blendung aller Leuchten im Sichtfeld des Betrachters berücksichtigt. Die Werte reichen von 10 bis 30, wobei 10 für “keine Blendung” und 30 für “störende Blendung” steht.
Die UGR ist keine Eigenschaft der Leuchte selbst, sondern der Installation. Daher wurde die in diesem Katalog angegebene UGR anhand einer Standardinstallation berechnet. Wir empfehlen, die spezifische UGR Ihrer Anlage zu berechnen, um den gewünschten Wert sicherzustellen. In diesem Katalog wurden alle UGRs nach folgenden Werten berechnet:
4H 2H Shr1

IK

Der IK-Schutzgrad ist eine internationale numerische Klassifizierung für den Schutzgrad von elektrischen Gehäusen gegen äußere mechanische Einwirkungen, wie in Tabelle 1 angegeben.

IP-CODE

Kodierungssystem zur Angabe der Schutzarten, die ein Gehäuse gegen den Zugang zu gefährlichen Teilen, das Eindringen von festen Fremdkörpern und das Eindringen von Wasser bietet. Der IP-Code besteht aus zwei Ziffern, die unmittelbar auf die Buchstaben “IP” folgen und deren Bedeutung in der Tabelle 2 angegeben ist.

TABELLE 1

IK-Code	IK00	IK01	IK02	IK03	IK04	IK05	IK06	IK07	IK08	IK09	IK10
Aufprallenergie (J)	*	0.15	0.20	0.35	0.50	0.70	1	2	5	10	20

TABELLE 2

	ERSTE KENNZIFFER		**ZWEITE KENNZIFFER**
IP	Schutz gegen direkte elektrische Berührung	Schutz gegen das Eindringen von festen Fremdkörpern	Schutz gegen das Eindringen von Wasser
0	Kein Schutz	Kein Schutz	Kein Schutz
1	Schutz gegen Zugang mit dem Handrücken	Fremdkörper ø > 50 mm	Schutz gegen Tropfwasser
2	Schutz gegen Zugang mit einem Finger ø > 12 mm und 80 mm Länge	Fremdkörper ø > 12,5 mm	Schutz gegen fallendes Tropfwasser, Gehäuse um 15° geneigt
3	Schutz gegen Zugang mit Werkzeug	Fremdkörper ø > 2,5 mm	Schutz gegen Regen. Fallendes Tropfwasser, Gehäuse um 60° geneigt
4	Schutz gegen Zugang mit einem Draht	Fremdkörper ø > 1 mm	Schutz gegen allseitiges Spritzwasser
5	Schutz Zugang mit einem Draht	Eindringen von Staub in nicht schädlicher Menge möglich	Schutz gegenallseitiges Strahlwasser
6	Schutz gegen Zugang mit einem Draht	Kein Eindringen von Staub	Schutz gegen kräftiges allseitiges Strahlwasser
7	---	---	Schutz bei zeitweiligem Untertauchen
8	---	---	Schutz bei dauerndem Untertauchen (Unterwasserfähiges Material) gemäß den Herstellerangaben

ELEKTRISCHE SICHERHEIT

Leuchte der Klasse I
Leuchte, bei der sich der Schutz gegen elektrischen Schlag nicht auf die Hauptisolierung beschränkt, sondern eine zusätzliche Sicherheitsmaßnahme in Form einer Verbindung der zugänglichen leitenden Teile mit einem Schutzleiter vorgesehen ist.

Leuchte der Klasse II
Leuchte, bei der der Schutz gegen elektrischen Schlag nicht nur durch die Hauptisolierung gewährleistet ist, sondern zusätzliche Sicherheitsmaßnahmen wie doppelte Isolierung oder verstärkte Isolierung umfasst und bei der es keine Mittel zur Schutzerdung oder Abhängigkeit von den Installationsbedingungen gibt.

Leuchte der Klasse III
Leuchte, bei der der Schutz gegen elektrischen Schlag durch die Versorgung mit sehr niedriger Sicherheitsspannung gewährleistet ist und bei der keine höheren Spannungen als diese erzeugt werden.

Colours

The lighting values indicated for each ref. code correspond to the results obtained from the tests carried out on the first mentioned colour of the list.

B | White
WT | Textured White
W | Matt White
WB | Bright White
WG | White-Gold
WR | White-Red
WN | White-Black
NW | Black-White
NT | Textured Black
N | Matt Black
NB | Bright Black
NG | Black-Gold

NR | Black-Red
R | Red
G | Gold
BC | Brushed Copper
BG | Brushed Gold
MC | Metallized Copper
MG | Metallized Gold
SP | Textured Salmon Pink
LG | Textured Light Green
OG | Textured Olive Grey
OX | Textured Oxidon
GT | Textured Black Grey

WTMG | Textured white - Metallized gold
WMG | White - Metallized gold
NTMG | Textured black - Metallized gold
NMG | Matt black - Metallized gold
Z | Aluminium
NX | Stainless Steel
NS | Satin Nickel
PR | Primer Coating Finishing
CR | Chrome
BE | Textured Beige
PG | Textured Pebble Grey
PGB | Bright Pebble Grey

ALASKA
BG = RAL not available. Electrolytic bath
N = Colour in the mass looks alike RAL 9005
N = Anodised, bath colour, looks alike RAL 9005
N = RAL 9005

ART
BC = RAL not available. Electrolytic bath.
BG = RAL not available. Electrolytic bath.
NT = RAL 9005
WT = RAL 9016

AURAE
NT = RAL 9005
WT = RAL 9016

BASIC
NS = RAL not available. Electrolytic bath
W = RAL 9016

BLACK FOSTER
N = RAL 9005
NT = RAL 9005
NTMG = RAL not available. Metallic finish
NMG = RAL not available. Metallic finish
W = Colour in the mass looks alike RAL 9010
WN = Colour in the mass looks alike RAL 9016 & RAL 9005
WT = RAL 9016
WTMG = RAL 9005 not available. Metallic finish
WTW = RAL 9016

BRIGHT LINE
W = RAL 9016

BUDDY
N = RAL 9005
NG = RAL 9005 & RAL 1036
W = Colour in the mass looks alike RAL 9010
WG = Colour in the mass looks alike RAL 9010 & RAL 1036
WN = Colour in the mass looks alike RAL 9010 & RAL 9005

COCO
NT = RAL 9005
WT = RAL 9016

DARK
N = RAL 9005
NX = RAL not available. Stainless steel
OX = RAL not available

DEEP
WT = RAL 9016

DROP
NT = RAL 9005
WT = RAL 9016

DUNE
BE = RAL 1001
NT = RAL 9005
OG = RAL 7002
PG = RAL7032
WT = RAL 9016

DUOMO
W = Colour in the mass looks alike RAL 9016

ESSENTIALS
W = RAL 9016

FANCY SHAPE
NT = RAL 9005
WT = RAL 9016

FIFTY+
NT = RAL 9005
WT = RAL 9016

FIT
G = RAL not available. Paint of metallic nanoparticles
NT = RAL 9005
WT = RAL 9016

FLASH
GT = RAL 7021
OX = RAL not available

FLIP
NT = RAL 9005
NTMG = RAL not available. Metallic finish
WT = RAL 9016
WTW = RAL 9016

FOX
W = Colour in the mass looks alike RAL 9016

HEY JOE
NB = RAL 9005
PGB = RAL7032
WB = RAL 9016

HIDDEN
NT = RAL 9005
WT = RAL 9016

HOLLY
MC = RAL not available. Electrolytic bath.
MG = RAL not available. Electrolytic bath.
NT = RAL 9005
WT = RAL 9016

HUBBLE
NT = RAL 9005
WT = RAL 9016

iO
NT = RAL 9005
WT = RAL 9016

LARK - 111
N = RAL 9005
W = RAL 9016

LENS LIGHT
N = Colour in the mass looks alike RAL 9005
W = Colour in the mass looks alike RAL 9016

LEX
G = RAL 1036
N = RAL 9005
W = RAL 9016
WN = RAL 9016 & RAL 9005
Z = RAL 9006

LINE
N = Anodised, bath colour, looks alike RAL 9005
NT = RAL 9005
WT = RAL 9016

LIP
NT = RAL 9005
WT = RAL 9016

LOOP
BG = RAL not available. Electrolytic bath
N = RAL 9005
WT = RAL 9016

MADISON
W = RAL 9010

MINIMAL TRACK
N = RAL 9005
WT = RAL 9016

MIX
W = RAL 9010

OLYMPIA
W = Colour in the mass looks alike RAL 9016

ORBITAL
N = RAL 9005
W = RAL 9016

PIPE
NT = RAL 9005
NTMG = RAL not available. Metallic finish
WT = RAL 9016
WTW = RAL 9016

PLUS
NT = RAL 9005
WT = RAL 9016

POINTER
N = RAL 9005
W = Colour in the mass looks alike RAL 9010

POP UP
NT = RAL 9005
WT = RAL 9016

PUCK
MC = RAL not available. Electrolytic bath.
MG = RAL not available. Electrolytic bath.
NT = RAL 9005
WT = RAL 9016

QUAD
W = RAL 9010

REC
GT = RAL 7021
NT = RAL 9005
OX = RAL not available
PR = Primer coating finish
WT = RAL 9016

RHINO
NT = RAL 9005
WT = RAL 9016

SALT
NG = RAL 9005 & RAL 1036
NR = RAL 9005 & RAL 2004
NW = RAL 9005 & RAL 9016
TN = Transparent & RAL 9005
TW = Transparent & RAL 9016
WG = RAL 9016 & RAL 1036
WR = RAL 9016 & RAL 2004
WW = RAL 9016 & RAL 9016

SCOPE
NG = RAL 9005 & RAL 1036
NN = RAL 9005 & RAL 9005
WG = RAL 9016 & RAL 1036
WR = RAL 9016 & RAL 2004
WW = RAL 9016 & RAL 9016

SHOT LIGHT
BG = RAL not available. Electrolytic bath
CR = RAL not available. Electrolytic bath
N = Colour in the mass looks alike RAL 9005
NMG = RAL not available. Metallic finish
NT = Colour in the mass looks alike RAL 9005
NTMG = RAL not available. Metallic finish
W = Colour in the mass looks alike RAL 9016
WMG = RAL not available. Metallic finish
WT = Colour in the mass looks alike RAL 9016
WTW = Colour in the mass looks alike RAL 9016

SIX
NT = RAL 9005
WT = RAL 9016

SKIP
GT = RAL 7021
OX = RAL not available

SKY
WT = RAL 9016

SLIM
GT = RAL 7021
OX = RAL not available
WT = RAL 9016

SLIMGOT
NT = RAL 9005
WT = RAL 9016

SPIN
MC = RAL not available. Electrolytic bath.
MG = RAL not available. Electrolytic bath.
NT = RAL 9005
WT = RAL 9016

STANDUP
NT = RAL 9005
WT = RAL 9016

STEP
N = RAL 9005
NX = RAL not available. Stainless steel
OX = RAL not available
W = RAL 9016

STICK
MG = RAL not available. Electrolytic bath.
NT = RAL 9005
WT = RAL 9016

STRAM
NT = RAL 9005
WT = RAL 9016

SWAP
G = RAL 1036
N = RAL 9005
W = Colour in the mass looks alike RAL 9010
W65 = Colour in the mass looks alike RAL 9010
WN = Colour in the mass looks alike RAL 9010 & RAL 9005
Z = RAL 9006

THOR
NT = RAL 9005
WT = RAL 9016

TOP
NT = RAL 9005
WT = RAL 9016

TRACK 1L / 3L
B = RAL 9016
N = RAL 9005

TRACK 48V
N = RAL 9005
NT = RAL 9005
WT = RAL 9016

TWIST
NT = RAL 9005
WT = RAL 9016

UP
NT = RAL 9005
WT = RAL 9016

VOLA
NT = RAL 9005
WT = RAL 9016

WALLY
N = Colour in the mass looks alike RAL 9005
W = Colour in the mass looks alike RAL 9016

WARP
NT = RAL 9005

WELLIT
NT = RAL 9005
WT = RAL 9016

WIZ
NT = RAL 9005
WT = RAL 9016

YORU
LG = RAL 6027
NT = RAL 9005
OX = RAL not available
PG = RAL 7032
SP = RAL 3022
WT = RAL 9016

ZEN TUBE
NT = RAL 9005
WT = RAL 9016

Symbols

GLOSSARY

L	Longitud (en mm).	Length (in mm).	Longueur (en mm).	Lunghezza (in mm).	Länge (in mm).
AL	Aluminio	Aluminium	Aluminium	Alluminio	Aluminium
PC	Policarbonato	Polycarbonate	Polycabonate	Policarbonato	Polycarbonat
PE	Polietileno	Polyethylene	Polyéthylène	Poietilene	Polyäthylen
GL	Cristal	Glass	Verre	Vetro	Glas
PMMA	Polimetilmetacrilato	Polymethyl methacrylate	Polyméthacrylate de méthyle	Polimetilmetacrilato	Polymethylmetacrylat
INOX	Acero inoxidable	Stainless steel	Acier inoxidable	Acciaio inossidabile	Edelstahl
MATT	Mate	Matt	Opaque	Opaco	Matt
TRANS	Transparente	Transparent	Transparent	Trasparente	Transparent
ABS	Acrilonitrilo Butadieno Estireno	Acrylonitrile Butadiene Styrene	Acrylonitrile Butadiène Styrène	Acrilonitrile Butadiene Stirene	Acrylnitril-Butadien-Styrol
LOR	*Lumen Output Ratio.*	Lumen Output Ratio.	*Lumen Output Ratio.*	*Lumen Output Ratio.*	*Lumen Output Ratio.*
IPXX	Índice de estanqueidad	Sealing rating	Indice d'étanchéité	Indice di sigillatura	Schutzgrad gegen Eindringen von Staub und Feuchtigkeit
IKXX	Índice de protección contra impactos	Impact resistance	Indice de protection contre des impacts	Indicizzi di protezione contro impatti	Stoßfestigkeitsgrad
MAX XX W	Potencia máxima	Maximum power	Puissance Maximum	Potenza massima	Maximale Leistung
CCT	Temperatura de color	Colour Temperature	Température de couleur	Temperatura di colore	Farbtemperatur
	Cuerpo	Boddy	Corps	Corpo	Körper
	Reflector	Screen	Réflecteur	Riflettore	Reflektor
	Cristal óptico	Optical glass	Verre optique	Verro ottico	Optischem glas
	Difusor	Diffuser	Diffuseur	Diffusore	Diffusor
	Filtro lineal	Linear filter	Filtre linéaire	Filtro lineare	Lineares Filter
	Lente refractora elíptica	Elliptical refractor	Réfracteur élliptique	Rifracttore ellittico	Linse (f. elliptischen Lichtkegel)
	Filtro panel de abeja	Honeycomb filter	Filtre nid d'abeilles	Filtri favo	Waben-Raster
	Pantalla asimétrica	Asymmetric screen	Accesoire asymetrique	Visiera asimetrica	Assymetrischer Schirm/Blende
	Difusor homogeneizador del haz de luz	Beam Mixer Diffuser	Diffuseur homogénéisateur de faisceau lumineux	Diffusore di fascio luminoso misto	Strahlenmischdiffusor
	Bisel extra	Add-on bezel	Collerette extra	Cornice extra	Zusatz-Zierring
	Certificado ENEC	ENEC certified	Certifié ENEC	Certificato ENEC	ENEC-Zertifizierung
	Certificado IEC	IEC certified	Certifié IEC	Certificato IEC	IEC-Zertifizierung
	Compatible con la normativa francesa RT2012 & BBC	Compatible with the French Standard RT2012 & BBC	Compatible avec la Norme française RT2012 & BBC	Compatibile con la normativa francese RT2012 & BBC	Kompatibel mit der französischen Norm RT2012 & BBC

	Clase I	Class I	Classe I	Classe I	Klasse I
	Clase II	Class II	Classe II	Classe II	Klasse II
	Clase III	Class III	Classe III	Classe III	Klasse III
12 V	Tensión de alimentación 12V	Input supply voltage 12V	Tension d'alimentation de l'ampoule 12V	Tensione di alimentazione della lampada 12V	Anschlussspannung 12V
24 V	Tensión de alimentación 24vdc	Power supply voltaje 24vdc	Tension d'alimentation de l'ampoule 24vdc	Tensione di alimentazione della lampada 24vdc	Netzspannung 24vdc
48 V	Tensión de alimentación 48vdc	Power supply voltaje 48vdc	Tension d'alimentation de l'ampoule 48vdc	Tensione di alimentazione della lampada 48vdc	Netzspannung 48vdc
220 240 V~	Tensión de alimentación 220-240V	Power supply voltaje 220-240V	Tension d'alimentation de l'ampoule 220-240V	Tensione di alimentazione della lampada 220-240V	Netzspannung 220-240V
EXCL	Equipo no incluido	Control gear not included	Équipement non inclus	Alimentatore non compreso	Vorschaltgerät exklusive
INCL	Equipo electrónico incluido	Electronic control gear included	Équipement électronique inclus	Alimentatore elettronico compreso	Vorschaltgerät elektronische inklusive
	Accesorio trimless	Trimless accessory	Accessoire trimless	Accessorio trimless	Trimless Zubehör
	Alojamiento en mm para empotrables	Fitting hole for recessed luminaires in mm	Espace d'emplacement en mm pour encastrables	Foro in mm ad incasso	Einbauloch in mm
	Empotrable cuadrado para agujero redondo	Squared fixture for round fitting holes	Encastrable carré pour trou rond	Quadrato da incasso per foro rotondo	Quadratische Leuchte mit rundem Einbauloch
	Ángulo de basculación	Tilting angle	Angle de basculation	Angolo di inclinazione	Drehwinkel - Kippwinkel
	Doble basculación	Double tilting actión	Double basculation	Doppia inclinazione	Doppelte Schwenkbarkeit
	Ángulo de giro	Rotation angle	Angle de rotation	Angolo di rotazione	Drehwinkel
FAST | CONNEC	Conexión rápida	Fast connection	Conexion rapide	Collegamento rapido	Schnellsteckeranschluss
EXCL	Bloque de conexión no incluido	Terminal strip not included	Bande terminale connector exclus	Morsetto non compreso	Ohne Klemmenleiste
	Conector USB-C	USB-C connector	Port USB-C	USB-C connect	USB-C Verbindungskabel
	Cargador universal	Universal charger	Chargeur universel	Caricatore universale	Universal-Ladegerät
	Conexión con enchufe	Plug-in	Connexion avec prise	Collegamento con spina	Anschluss mit Stecker
	Tipo de carril	Rail Type	Type de rail	Tipo de binario	Schienemodelle
	Regulable	Dimmable	Gradable	Dimmerabile	Dimmbar
CABLE	Longitud del cable	Cable length	Longueur de câble	Lunghezza di cavo	Hängekabel Schnelljustierungsvorrichtung
	Regulación rápida del cable de suspensión	Quick adjustment for cable suspension	Régulation rapide du câble de suspension	Regolazione rapida del cavo di sospensione	Schnelle Regulation del Hängekabels
	Control inalámbrico	Wireless control	Contrôle sans fil	Wireless control	Wireless control
	Dispositivo para alumbrado de emergencias	Emergency lighting device	Dispositif pour éclairage de secours	Dispositivo por iluminazione di emergenza	Notbeleuchtung
	Batería LI-ION	LI-ION battery	Batterie au lithium-ion	Batteria agli ioni di litio	Lithium-Ionen-Akku
	Tipo de instalación y dirección del haz de luz	Instalation type and light beam direction	Type d'installation et direction du faisceau lumineu	Tipo d'impianto e direzione del fascio	Art und Ausrichtung des Lichtkegels
	Confort visual. UGR *(Unified Glare Rating)*	UGR (Unified Glare Rating) Visual comfort	Confort visuel. UGR *(Unified Glare Rating)*	Comfort visivo. UGR *(Unified Glare Rating)*	Sehkomfort. UGR *(Unified Glare Rating)*
	Estabilidad cromática: Pasos MacAdam	Chromatic stability: MacAdam Steps	Stabilité chromatique: Pas MacAdam	Stabilità cromatica: Step MacAdam	Farbstabilität: MacAdam Stufen
	Carga máxima soportada	Maximum supported load	Charge maximale supportée	Carico massimo supportato	Maximale Traglast
	Temperatura máxima en supeficie	Maximum surface temperature	Température Maximale sur une surface	Temperatura massima in superficie	Maximale Temperatur an der Oberfläche
OUTDOOR	Válido para exterior	Suitable for outdoor use	Agréé pour l'extérieur	Adatto per uso esterno	Geeignet für Ausseninstallation

Reference

INDEX

0000-55-XX 232
0037-01-01 289
0038-01-01 289
0223-00-00 130, 131, 148, 149, 152, 193, 223, 224, 246, 247, 248, 249, 250, 251, 150, 153, 154, 222, 225
0224-00-00 246, 247, 248, 249, 250, 251
032X-01-01 289
033X-01-01 289
0350-00-00 75
0354-00-00 76
0355-00-00 76
0419-00-00 289
0433-00-23 297
0433-01-07 296
0433-01-30 308
0433-01-31 308, 308, 305
0433-01-32 89, 91, 93, 184, 185, 187, 275, 284, 285
0433-01-35 89, 91, 93, 184, 185, 187, 275
0433-01-36 305
0433-10-22 89, 91, 93, 184, 185, 187, 266, 275, 297
0433-10-2X 266, 297
0433-10-25 305
0434-00-0X 79, 289
0434-00-1X 79, 289
0434-00-3X 305
35 0434-00-36 111, 282, 283, 296, 303
0434-00-37 111, 282, 283, 296, 303
0434-00-38 282, 283, 296, 303
0434-00-39 110, 111, 172, 173, 278, 279, 281, 296, 303, 173
0434-00-40 108, 110, 170, 172, 277, 281, 296, 303, 114
0434-00-41 172, 277, 281, 296, 303
0434-00-42 62, 105, 110, 121, 296, 114
0434-00-43 296, 114
0434-00-44 62, 105, 121, 296, 114
0434-00-45 296, 114
0434-00-46 108, 110, 170, 296, 114
0434-00-6X 309, 310
0434-00-77 309
0434-00-78 296
0434-00-79 111, 173, 296,
0434-00-96 79, 289
0434-01-0X 79, 289, 297
0434-01-07 305
0434-01-14 308
0434-01-18 297
0434-01-23 172, 296
0434-01-24 121, 296
0434-01-25 108, 110, 170, 172, 296
0434-01-26 172, 277, 296
0434-01-27 309
0434-01-29 173, 296
0434-01-30 173, 296
0434-01-31 201, 198, 305
0434-01-37 89, 91, 93, 184, 185, 187, 275, 297
0434-01-41 296
0434-01-42 296
0434-01-43 108, 170, 296
0434-01-44 296
0434-01-45 296, 305
0434-01-46 296, 305
0434-01-47 296, 305
0434-01-48 296, 305, 310
0434-01-53 105, 296
0434-01-54 105, 296
0434-01-61 197, 200, 256, 258, 262, 197, 200, 297
0434-01-62 197, 197, 200, 200, 256, 258, 262, 272, 273, 274, 276, 284, 285, 297
0434-01-64 89, 91, 93, 184, 185, 187, 275, 284, 285
0434-01-65 176
0434-01-66 277, 279, 281, 282, 283, 284, 285
0434-01-67 275
0434-01-68 275
0434-01-69 197, 200, 197, 200
0434-01-70 307
0434-01-71 307
0434-01-72 307, 305
0434-01-75 284, 285
0434-01-80 197, 197, 200, 200, 256, 258, 262, 297
0434-01-81 276
0434-01-82 276
0434-01-83 276
0434-01-84 276
0434-01-85 37, 39, 296
0434-01-86 37, 39, 41, 296
0434-01-87 37, 39, 296
0434-01-88 37, 39, 296
0434-01-89 37, 39, 41, 296
0434-01-90 37, 39, 296
0434-01-91 37, 39, 41, 296
0434-01-92 37, 39, 41, 296
0434-01-93 297
0434-01-94 37, 39, 296
0434-01-95 37, 39, 296
0434-01-96 41, 296
0434-01-99 297
0434-02-XX 302, 303
0458-00-00 289
0486-04-35 173, 296
0486-08-35 296
0486-12-70 296
0700-08-00 86, 127, 211, 240
0702-02-00 86, 127, 211, 240
0802-00-00 241
0802-02-00 85, 241
0802-04-00 85, 241
0805-01-00 87, 114, 115, 126, 210, 218, 219, 230, 246
0805-02-00 86, 127, 211, 240
0805-03-00 85, 241
0806-00-00 87, 126, 210, 230
0807-00-00 246, 114, 115, 218, 219
A010-1X-0X 80
A023-00-01 145, 151, 155, 157, 158, 159, 164, 165, 199, 201, 257, 263, 269, 293
A023-00-02 147, 145, 155, 159, 164, 165, 199, 201, 257, 263, 269, 293
A023-00-03 130, 135, 150, 152, 153, 154, 161, 162, 163, 186, 293
A023-00-04 137, 138, 293
A023-00-05 145, 155, 158, 159, 161, 162, 164, 165, 199, 201, 257, 263, 269, 293
A023-00-06 151, 293
A25X-XX-XX 81, 288
A40X-XX-XX 152, 224
A42X-XX-XX 247
A50X-XX-XX 152
A061-0X-XX 74
A063-0X-XX 74
A067-0X-XX 74
A070-01-XX 56
A070-02-XX 57
A071-01-XX 58
A071-02-XX 59
A155-XX-XX 75
A171-0X-XX 76
A187-XX-XX 71
A188-XX-XX 71
A189-0X-XX 73
A190-0X-XX 72
A193-XX-XX 67
A194-XX-XX 66
A195-0X-XX 119
A196-XX-00 78
A197-XX-XX 69
A198-0X-XX 68
A200-XX-XX 86
A203-XX-0X 163
A204-XX-XX 77
A212-00-00 43, 44, 45
A212-1X-XX 42
A212-2X-XX 43
A212-3X-X 44
A212-4X-XX 45
A216-2X-XX 46
A216-3X-XX 47
A217-0X-XX 70
A218-0X-XX 70
A219-20-01 233, 234, 235
A219-20-02 233, 235
A219-21-01 234
A219-21-02 234
A219-21-03 234
A219-21-04 234
A219-21-05 235
A219-21-06 259, 266, 233, 235
A219-21-07 235
A219-21-08 235
A219-21-09 235, 259, 266, 233, 235
A219-21-11 233, 235
A219-21-12 235
A219-21-13 235
A219-21-14 235
A219-21-21 233, 235, 259, 266
A219-22-01 234
A219-22-02 234
A219-22-03 234
A219-22-06 233, 235, 259, 266
A219-22-10 235
A219-22-11 235
A220-0X-XX 159
A221-XX-XX 154
A223-01-XX 66
A224-0X-XX 66
A226-XX-XX 241
A235-XX-XX 67
A236-XX-XX 69
A237-0X-XX 68
A246-0X-XX 117
A248-XX-XX 65
A249-XX-XX 65
A250-XX-XX 65
A251-XX-XX 116
A254-XX-XX 48
A255-XX-XX 49
A256-00-XX 168
A257-00-XX 64
A260-X0-XX 113
A261-X0-XX 151
A262-00-XX 230
A263-00-XX 126
A264-XX-XX 228, 229
A268-01-XX 22
A268-02-XX 23
A269-00-XX 25
A269-0X-XX 24
A271-XX-XX 53
A274-00-XX 281
A275-00-0X 279
A276-XX-XX 85
A277-XX-XX 85
A278-XX-XX 87
A280-00-1X 158
A281-XX-XX 153
A282-XX-00 232, 233, 235
A284-1X-XX 127
A284-2X-XX 240
A285-XX-XX 60
A286-2X-XX 237
A286-11-XX 237
A287-XX-XX 95
A288-00-XX 171
A295-00-XX 115
A296-00-XX 114
A297-0X-XX 30
A297-1X-XX 32
A297-2X-XX 30
A298-0X-XX 31
A298-1X-XX 32
A301-00-1X 282
A303-00-XX 264, 265
A303-10-0X 266
A304-00-XX 264, 265
A308-00-XX 168
A309-0X-XX 169
A310-00-XX 169
A312-1X-XX 42
A312-2X-XX 43
A312-3X-XX 44
A312-4X-XX 45
A313-X0-XX 61
A314-X0-XX 61
A316-22-XX 46
A316-32-XX 47
A317-00-06 259
A318-XX-XX 16, 17
A319-XX-XX 12, 13
A320-XX-XX 106, 107
A321-XX-XX 145
A323-00-XX 209
A324-00-0X 239
A325-00-XX 97
A326-00-XX 209
A327-00-1X 239
A327-00-2X 231
A328-00-XX 97
A329-0X-XX 204
A330-0X-XX 203
A331-XX-XX 236
A332-XX-XX 95
A333-0X-XX 203
A334-0X-XX 94
A335-XX-XX 202
A336-0X-XX 94
A338-00-01 198, 201, 257, 259, 263
A338-00-02 198, 201, 257, 259, 263
A338-00-03 198
A338-00-04 198
A338-00-05 198
A338-00-06 199, 201
A338-00-07 199, 201
A338-00-08 198
A338-00-09 198
A338-00-10 198
A338-00-11 198
A338-00-12 198, 201, 257, 259, 263
A338-00-15 199
A338-00-16 199, 201, 257, 263
A338-00-17 199, 201, 257, 263
A338-00-18 199
A338-00-19 199
A338-00-21 198
A338-00-24 198, 201
A338-00-25 199, 201, 257, 263
A338-00-26 199, 201, 257, 263
A338-00-27 199, 201, 257, 263
A338-00-28 199
A338-00-28 201, 257, 263
A338-00-29 199
A338-00-30 198, 201
A338-0X-00 196
A338-1X-00 196
A338-2X-00 196
A339-0X-XX 219
A340-0X-XX 218
A341-XX-XX 211
A342-00-XX 136
A342-10-XX 140
A343-00-XX 136
A343-10-XX 140
A344-XX-XX 205
A345-00-00 96, 124, 206, 207
A345-0X-XX 206
A345-1X-XX 207
A345-2X-XX 96
A345-35-XX 124
A345-4X-XX 124
A346-0X-10 208
A346-00-00 96, 08
A346-0X-XX 208
A346-2X-00 96
A348-0X-XX 210
A349-XX-XX 225
A350-XX-XX 222
A351-X0-XX 172
A353-X0-XX 173
A354-32-XX 48
A355-32-XX 49
A356-00-00 125, 231, 238
A356-0X-XX 238
A357-00-00 125, 238
A357-0X-XX 238
A366-01-XX 231
A368-XX-00 56
A369-0X-00 58
A369-1X-00 59
A373-X0-XX 18, 19
A374-X0-XX 14
A376-X0-XX 217
A377-0X-XX 117
A378-0X-XX 54
A379-XX-XX 55
A380-XX-XX 82
A381-XX-XX 83
A382-XX-XX 84
A383-00-XX 189
A384-00-XX 184
A384-02-00 184, 187
A385-00-XX 189
A386-00-XX 192
A387-00-0X 91, 191
A387-00-XX 191
A388-00-XX 190
A389-00-XX 190
A392-00-0X 278
A393-00-0X 278
A394-XX-XX 138
A395-XX-XX 191
A396-00-1X 111
A399-X0-XX 192
A400-0X-XX 187
A401-X0-0X 62
A402-00-0X 179
A403-X1-XX 142
A410-01-XX 193
A412-XX-XX 52
A414-XX-XX 10, 11
A415-20-1X 188
A416-X0-XX 216
A417-01-XX 247, 248
A417-02-XX 249
A417-03-XX 246, 250, 251
A418-X0-0X 248
A419-X0-0X 249
A420-X0-XX 250
A421-X0-XX 251
A425-X0-XX 130
A426-X0-XX 63
A427-X0-XX 246
A429-01-XX 92
A430-01-XX 92
A431-01-XX 90
A432-01-XX 90
A433-01-XX 92
A434-01-XX 90
A435-01-00 89, 91, 93
A436-XX-XX 160
A437-XX-XX 160
A438-XX-XX 162
A439-0X-XX 171
A440-00-XX 283
A441-00-XX 118
A442-00-XX 155
A443-0X-XX 267
A444-00-X0 269
A444-XX-XX 268
A445-XX-XX 120
A446-XX-XX 164, 165
A447-00-X0 267, 269
A448-XX-XX 33
A449-XX-XX 33
A450-00-01 262
A450-00-02 262
A450-00-03 262
A450-00-04 263
A450-00-05 263
A450-00-06 263
A450-00-07 198, 257, 263
A450-00-08 198, 257, 263
A450-00-09 257, 263
A450-0X-00 262
A451-X0-XX 261
A452-0X-01 256,257, 258
A453-XX-XX 255
A454-XX-XX 255
A455-XX-XX 131
A456-00-00 176
A457-00-XX 170
A458-00-0X 259
A458-0X-00 258
A459-X0-0X 105
A461-00-0X 170
A462-XX-XX 26
A463-XX-XX 27
A465-0X-XX 221
A466-0X-XX 200
A467-XX-XX 185
A468-20-XX 188
A469-0X-0X 34
A470-0X-0X 35
A471-0X-XX 125
A472-0X-XX 125
A473-X0-XX 132
A474-X0-XX 132
A475-X0-0X 275
A477-0X-XX 29
A478-00-00 89, 91, 93, 291
A478-00-01 130, 131, 135, 137, 138, 145, 147, 148, 149, 150, 151, 152, 153, 154, 155, 157, 158, 159, 161, 162, 163, 164, 165, 186, 199, 201, 257, 263, 269, 291
A478-00-02 25, 35, 62, 291
A478-00-03 27, 63, 291
A478-00-04 29, 291
A478-00-05 31, 32, 37, 39, 41, 291
A479-4X-XX 15
A480-XX-XX 108, 109
A481-4X-XX 215
A482-XX-XX 148
A483-XX-XX 149
A484-XX-XX 20
A485-XX-XX 21
A486-00-XX 110
A487-XX-XX 150
A488-XX-XX 150
A489-0X-XX 214
A490-0X-XX 121
A491-0X-XX 98
A492-00-XX 88
A493-0X-XX 112
A494-00-00 178
A495-0X-XX 28
A497-0X-XX 276
A498-0X-XX 212
A498-12-XX 212
A498-90-0X 89, 99, 122, 212
A499-00-XX 88
A507-XX-XX 36
A508-XX-XX 38
A509-XX-XX 40
A513-00-XX 281
A514-00-XX 282
A515-XX-XX 274
A516-00-XX 272
A517-00-XX 273
A518-X0-XX 135
A519-0X-XX 213
A519-1X-XX 100
A520-00-00 177
A521-00-XX 283
A522-0X-XX 284
A523-0X-XX 284
A524-0X-XX 285
A525-0X-XX 285
A526-00-XX 220
A527-10-XX 133
A528-X0-XX 133
A529-00-0X 277
A530-XX-XX 99
A531-XX-XX 153
A532-1X-XX 223
A533-XX-XX 146
A534-XX-XX 146
A535-XX-XX 157
A536-0X-XX 122
A537-0X-XX 123

Product

INDEX

ALASKA 130
ALASKA 24V 189
ALASKA Big 131
ALASKA Big Fancy Shape 249
ALASKA Big Trimless 63
ALASKA Fancy Shape 248
ALASKA Trimless 62
ART 136
ART Base 140
ART Base Direct & Indirect 140
ART Chandelier 135
ART Direct & Indirect 136
ART Modular 138
ART Modular Base 142
AURAE 171
BASIC 289
BATH 75
BLACK FOSTER 48V Tilt 5 215
BLACK FOSTER Asymmetric Recessed 14
BLACK FOSTER Asymmetric Trimless 18
BLACK FOSTER Custom System 256
BLACK FOSTER Micro 24V 188
BLACK FOSTER Micro Custom System 261
BLACK FOSTER Micro Recessed 10
BLACK FOSTER Micro Surface 105
BLACK FOSTER Recessed 12
BLACK FOSTER S Recessed 20
BLACK FOSTER Surface 106
BLACK FOSTER Surface Remote 108
BLACK FOSTER Suspension 145
BLACK FOSTER Tilt 15
BLACK FOSTER Trimless 16
BRIGHT LINE 264
BUDDY 36
BUDDY Tilt 38
BUDDY Tilt Trimless 38
BUDDY Trimless 36
BUDDY Wall Washer 40
BUDDY Wall Washer Trimless 40
COCO 48V 212
COCO Recessed 99
COCO SHAPER 48V 213
COCO SHAPER Recessed 100
COCO SHAPER Surface 123
COCO Surface 122
DARK 281
DARK Honeycomb 281
DARK M 282
DARK M 48V 284
DARK M 48V Asymmetric 285
DARK M 48V Honeycomb 284
DARK M 48V Wall Washer 285
DARK M Asymmetric 283
DARK M Honeycomb 282
DARK M Wall Washer 283
DEEP 65
DEEP Maxi 65
DEEP Mini 65
DOT 74
DROP 67
DROP Maxi 67
DROP Micro 66
DROP Micro Trans 66
DROP Mini 66
DUNE 35 148
DUNE 35 48V 223
DUNE 55 149
DUOMO 60
FIFTY 267
FIFTY + HO Surface 120
FIFTY + HO Surface Custom 267
FIFTY + HO Suspension 164
FIFTY + HO Suspension Custom 268
FIFTY + Surface 120
FIFTY + Surface Custom 267
FIFTY + Suspension 164
FIFTY + Suspension Custom 268
FIFTY + UGR HO Surface 120
FIFTY + UGR HO Suspension 165
FIFTY + UGR Surface 120
FIFTY + UGR Suspension 165
FIT 20 24V 192
FIT 20 48V 205
FIT 20 48V Double 205
FIT 27 24V 192
FIT 35 48V 206
FIT 35 48V Double 207
FIT 35 Recessed 96
FIT 35 Surface 124
FIT 35 Surface Double 124
FIT 50 48V 208
FIT 50 Recessed 96
FIT 65 238
FIT 65 238
FIT 65 1L 231
FIT 65 Surface 125
FIT 80 238
FIT 80 Surface 125
FLASH 277
FLIP 48V 214
FLIP Recessed 98
FLIP Surface 121
FOX 70
FOX Mini 70
GAP 76
HEY JOE 157
HIDDEN 86
HOLLY 153
HOLLY 48V 225
HOLLY Fancy Shape 251
HUBBLE 85
HUBBLE Double 85
iO 230
iO 48V 210
iO Micro 24V 191
iO Surface 126
LARK 289
LARK-111 288
LENS LIGHT 34
LENS LIGHT Trimless 35
LEX 56
LEX Asymmetric 58
LEX Asymmetric Blue 59
LEX Blue 57
LEX Mini 54
LEX Mini Asymmetric 55
LEX Mini Asymmetric Blue 55
LEX Mini Blue 54
LINE 48V 217
LINE Micro 24V 191
LINE Micro Suspension 162
LINE Suspension 160
LIP 171
LOOP 1300 132
LOOP 1800 133
MADISON 72
MAGNETIC 24V COCO 88
MAGNETIC 24V FIT 20 90
MAGNETIC 24V FIT 27 90
MAGNETIC 24V Flip 88
MAGNETIC 24V iO Micro 90
MAGNETIC 24V PLUS Micro 92
MAGNETIC 24V SIX XS 92
MAGNETIC 24V TOP Micro 92
MINIMAL TRACK 24V 184
MIX 71
MIX Mini 71
OLYMPIA 64
OLYMPIA Mini 64
ORBITAL 80
ORBITAL Mini 78
PIPE 150
PLUS 239
PLUS 48V 209
PLUS Micro 24V 190
PLUS Mini 239
PLUS Mini 1L 231
PLUS Mini 48V 209
PLUS Mini Recessed 97
PLUS Recessed 97
POINTER 53
POP UP 87
PUCK L 116
PUCK L Recessed 61
PUCK M 116
PUCK M Recessed 61
PUCK M Recessed IP54 61
PUCK S 48V 220
PUCK S Recessed 61
PUCK S Recessed IP54 61
QUAD 73
REC 168
REC Double 169
REC Double Engine 169
REC Double Mini 169
REC Micro 170
REC Mini 168
REC Outdoor 272
REC OutdoorDouble 273
REC Slim 170
RHINO 172
SALT 159
SALT Mini 158
SCOPE 21 151
SCOPE 21 Surface 113
SCOPE 27 151
SCOPE 27 Surface 113
SCOPE 35 151
SCOPE 35 Surface 113
SHOT LIGHT 22
SHOT LIGHT Big 33
SHOT LIGHT IP65 23
SHOT LIGHT M 30
SHOT LIGHT M Asymmetric 32
SHOT LIGHT M Asymmetric Trimless 32
SHOT LIGHT M Trimless 31
SHOT LIGHT M Surface 111
SHOT LIGHT S 26
SHOT LIGHT S Flex 29
SHOT LIGHT S Semi Recessed 28
SHOT LIGHT S Surface 110
SHOT LIGHT S Surface 25 112
SHOT LIGHT S Trimless 27
SHOT LIGHT Trimless 24
SIX 94
SIX L 237
SIX L 48V 204
SIX L Recessed 95
SIX M 236
SIX M 48V 203
SIX M Recessed 95
SIX S 48V 203
SIX S Recessed 94
SIX XS 24V 190
SIX XS 48V 202
SIX XS Recessed 94
SKIP 276
SKY 119
SLIM 274
SLIMGOT 163
SPIN 154
SPIN 48V 222
SPIN Fancy Shape 250
STANDUP 178
STEP 279
STEP S 278
STEP XS 278
STICK 152
STICK 48V 224
STICK Fancy Shape 247
STICK 24V 193
STRAM 69
STRAM Mini 69
STRAM Mini Prismatic 68
STRAM Prismatic 68
STRAM Surface 117
STRAM Surface Mini 117
SWAP L 44
SWAP L Asymmetric 47
SWAP M 43
SWAP M Asymmetric 46
SWAP M RT 2012 52
SWAP S 42
SWAP Square 48
SWAP Square Asymmetric 49
SWAP S RT 2012 52
SWAP XL 45
THOR 241
TOP 115
TOP 48V 219
TOP Micro 24V 189
TOP Mini 114
TOP Mini 48V 218
TRACK 1L 228
TRACK 3L 232
TRACK 48V + IND. LIGHT 200
TRACK 48V 196
TWIST 77
TWIST Double 77
UP 179
VOLA 118
VOLA Suspension 155
WALLY 173
WARP 146
WELLIT L 84
WELLIT M 83
WELLIT S 82
WIZ 48V 221
YORU 176
YORU Big 177
YORU Spike 24V 275
ZEN TUBE 240
ZEN TUBE 48V 211
ZEN TUBE Surface 127

Lighting Design



En el desarrollo de proyectos luminotécnicos, Arkoslight utiliza la última tecnología BIM (*Building Information Modeling*) y plataformas pioneras como Dialux que nos permiten incrementar la eficiencia del proceso y la exactitud de los cálculos lumínicos. También, ponemos a disposición de arquitectos, interioristas y *lighting designers* archivos 3D de nuestras luminarias en diversos formatos para potenciar su creatividad.

——

In developing lighting technology projects, Arkoslight uses the latest BIM (*Building Information Modeling*) technology and pioneering platforms such as Dialux which enables us to increase the efficiency of the process and the accuracy of lighting calculations. Likewise, making available to architects, interior and *lighting designers* 3D files of our luminaires in various formats to foster their creativity.

——

Lors du développement de projets luminotechniques, Arkoslight fait appel à la dernière technologie BIM (*Building Information Modeling*) et à des plateformes pionnières telles que Dialux, qui nous permettent d'augmenter l'efficacité du processus et l'exactitude des calculs de luminosité.

Nous mettons également à la disposition des architectes, décorateurs d'intérieur et *lighting designers* les archives 3D de nos luminaires dans divers formats afin d'encourager leur créativité.

——

Per lo sviluppo di progetti illuminotecnici Arkoslight impiega l'ultima tecnologia BIM (*Building Information Modeling*) e piattaforme pionieristiche come Dialux, che ci consentono di incrementare l'efficienza del processo e l'esattezza dei calcoli di luminosità. Inoltre, mettiamo a disposizione di architetti, progettisti d'interni e *lighting designers* file 3D in diversi formati dei nostri apparecchi di illuminazione per potenziare la loro creatività.

——

Bei der Entwicklung von Projekten der Beleuchtungstechnik Verwendet Arkoslight die neuste BIM (*Building Information Modeling*)-Technologie und wegweisende Plattformen wie Dialux, mit denen wir die Prozesseffizienz und die Exaktheit der Lichtberechnungen erhöhen können. Wir stellen Architekten, Innendesignern und *Lighting Designer* 3D-Dateien unserer Leuchten in verschiedenen Formaten zur Verfügung, um deren Kreativität zu unterstützen.

DIALux PREMIUM PARTNER

AUTODESK® REVIT®

Our goal is to work hand-in-hand with architects, interior designers, and lighting designers to create truly unique projects that are both innovative and functional. We pride ourselves on being your trusted partner throughout the entire process, from designing the perfect lighting to selecting the right products. We are here for you every step of the way.
Let's start a conversation today.

info@arkoslight.com

CREDITS

ART DIRECTION
Arkoslight Team

GRAPHIC DESIGN
Estudio David Cercós

PHOTO PRODUCT
Angular – Fotografía Industrial y Publicitaria
Bacon Studio
David Zarzoso
Héctor Rubio – Images Positive
Javier Márquez Photo
Salvador Martín

EDITION
January 2025

Copyright © Arkoslight 2025
All rights reserved

PRINTED BY
Fernando Gil S.A.
Valencia · Spain

ARKOSLIGHT
Calle N, s/n - Pol. Ind. El Oliveral
46394 Ribarroja del Turia
Valencia (Spain)
Fax +34 961 667 054
info@arkoslight.com
www.arkoslight.com

SARL ARKOSLIGHT FRANCE
75, Avenue Parmentier
75011 Paris (France)
info@arkoslight.com

ARKOSLIGHT GERMANY GMBH
Am Malzbüchel 6-8
50667 Köln (Germany)
info@arkoslight.com

JOKERLIGHT
Arkoslight trades its products with
UL certification through Jokerlight
333 SE 2nd Av, Suite 2000
Miami, FL 33131 (USA)
info@jokerlight.com
www.jokerlight.com

Tel. +34 961 667 207
Tel. +44 2039 66 45 92
Tel. +33 182 885 200
Tel. +39 02 9475 0007
Tel. +49 221 7159 4740

AENOR GESTIÓN DE LA CALIDAD ISO 9001
ER-0148/2000

AENOR GESTIÓN AMBIENTAL ISO 14001
GA-2008/0547

FSC www.fsc.org MIX Paper | Supporting responsible forestry FSC® C108882

arkoslight.com